



2014 EXECUTING ON OUR VISION.

ONEOK, INC. ANNUAL REPORT



ONEOK, Inc. (pronounced ONE-OAK) is the sole general partner and as of December 31, 2014, 37.8 percent owner of ONEOK Partners, L.P., a publicly traded master limited partnership engaged in the natural gas gathering and processing, natural gas liquids and natural gas pipelines businesses.

FINANCIAL HIGHLIGHTS

YEAR ENDED DECEMBER 31, 2014

	2014	2013	2012
Consolidated financial information (millions of dollars)			
Net margin	\$ 2,106.5	\$ 1,649.7	\$ 1,643.8
Operating income	\$ 1,143.6	\$ 880.6	\$ 953.5
Income from continuing operations	\$ 668.7	\$ 589.1	\$ 677.7
Net income	\$ 663.1	\$ 577.0	\$ 743.5
Net income attributable to ONEOK, Inc.	\$ 314.1	\$ 266.5	\$ 360.6
Total assets	\$ 15,304.6	\$ 17,741.5	\$ 15,901.0
Common stock data*			
Shares outstanding	208,322,247	206,618,877	204,935,043
Data per common share*			
Net income – basic	\$ 1.50	\$ 1.29	\$ 1.75
Net income – diluted	\$ 1.49	\$ 1.27	\$ 1.71
Dividends declared†	\$ 2.33	\$ 1.52	\$ 1.325
Market price range*			
High	\$ 70.98	\$ 62.18	\$ 49.39
Low	\$ 44.30	\$ 40.00	\$ 39.49
Year-end	\$ 49.79	\$ 62.18	\$ 42.75
Cash Flow Available for Dividends (millions of dollars)			
2014			
Recurring cash flows:			
Distributions from ONEOK Partners – declared	\$ 633.0		
Interest expense, excluding noncash items	(68.7)		
Cash income taxes	-		
Released contracts from the former energy services segment	47.5		
Corporate expenses	(7.5)		
Equity compensation reimbursed by ONEOK Partners	31.3		
Cash flows from recurring activities	635.6		
Cash flows from ONE Gas separation	(5.7)		
Total cash flows	629.9		
Capital expenditures	(9.3)		
Cash flow available for dividends	620.6		
Dividends declared	(484.9)		
Free cash flow	\$ 135.7		
Dividend coverage ratio	1.28		

* Split adjusted

† Dividends declared for the quarter and paid in the following quarter

ON THE COVER: ONEOK Partners' Garden Creek III natural gas processing facility in western North Dakota reflects off of ONEOK Plaza, ONEOK's headquarters, located in Tulsa, Oklahoma.



LETTER TO SHAREHOLDERS

ONEOK Has Changed, But Our Focus Remains the Same

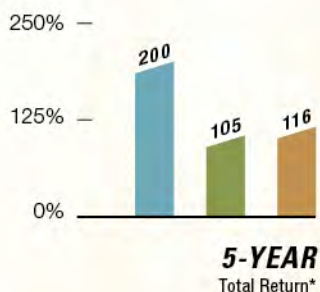
ONEOK was changed in 2014 with the separation of our natural gas distribution business into a separate, stand-alone publicly traded company and the wind down of our energy services segment. This change in structure is consistent with our commitment to create long-term, sustainable shareholder value. What our employees accomplished in 2014 – and over the past several years – truly is remarkable. Their tireless work to complete the separation in a timely manner, while at the same time ensuring the day-to-day aspects of the business ran smoothly, is a testament to their work ethic and dedication.

Today, as the pure-play general partner of ONEOK Partners, ONEOK is focused on providing management and resources to the partnership and creating value for shareholders. Though the company's vision has changed, we remain focused on providing reliable energy and energy-related services in a safe, reliable and environmentally responsible manner to our stakeholders through our ownership position in ONEOK Partners.

Through its ownership interest in ONEOK Partners (37.8 percent as of December 31, 2014), ONEOK receives substantial cash distributions from the partnership. Incremental earnings from ONEOK Partners' completion of capital-growth projects and acquisitions have increased cash distributions declared at a 19 percent compound annual growth rate since 2010, and totaled \$633 million in 2014 – a nearly \$90 million increase compared with 2013. Distributions from ONEOK Partners were used, in turn, to increase ONEOK's dividends declared to \$2.33 in 2014, a 53 percent increase compared with 2013, returning value to you, our shareholders.

From 2010 to 2014, ONEOK Partners executed nearly \$6 billion in capital-growth projects and acquisitions in its natural gas and natural gas liquids business segments that resulted in increased natural gas and natural gas liquids (NGL) volumes on its extensive 36,000-mile integrated pipeline network. In 2014 alone, the partnership completed

*ONEOK Partners' Garden Creek III natural gas
processing facility in western North Dakota*



■ ONEOK, Inc.
■ S&P 500 Index
■ Alerian MLP Index

As of December 31, 2014

*Total return represents share-price appreciation and the reinvestment of dividends.

approximately \$3.2 billion in capital-growth projects and acquisitions, including:

- » The Sterling III Pipeline, our fourth NGL pipeline connecting the Mid-Continent and Gulf Coast NGL market centers;
- » The Canadian Valley natural gas processing plant in western Oklahoma;
- » An ethane/propane splitter in Mont Belvieu, Texas;
- » The Garden Creek II natural gas processing plant in North Dakota;
- » The first expansion of the Bakken NGL Pipeline;
- » The Niobrara NGL Lateral that connects the partnership's natural gas gathering and processing infrastructure in NGL-rich areas of the Powder River Basin to its nearby Bakken NGL Pipeline;
- » The Garden Creek III natural gas processing plant in North Dakota;
- » The acquisition of the West Texas LPG pipeline system, which includes approximately 2,600 miles of NGL pipelines and related assets in the Permian Basin; and
- » The MB-3 NGL fractionator in Mont Belvieu.

We anticipate that incremental earnings from the completion of projects from this capital-growth program will allow us to increase the dividend declared by 4 to 8 percent in 2015 compared with 2014, subject to board approval. *(See pages 24–25 of this report for more information on ONEOK Partners' capital-growth program.)*

2014 FINANCIAL PERFORMANCE

As the pure-play general partner of ONEOK Partners, we continue to benefit from the partnership's completed capital-growth projects in the form of increased cash distributions received from the partnership.

Despite the fourth quarter's volatile commodity price environment, ONEOK Partners had a record year in 2014, with all of its business segments reporting double-digit operating income growth compared with 2013.

2014 income from continuing operations attributable to ONEOK was \$319.7 million, compared with \$278.7 million in 2013. In 2014, we benefited from volume growth in the partnership's natural gas gathering and processing segment, higher margin NGL volumes from new natural gas processing plant connections in the natural gas liquids segment and increased natural gas volumes transported in the natural gas pipelines segment.



ONEOK Partners' natural gas storage facility near Edmond, Oklahoma

COMMODITY PRICE VOLATILITY

A weakened and volatile commodity price environment is creating challenges for our producer customers as they assess their future drilling plans. The industry has experienced this down cycle many times, and we remain confident that our business model and our vision will prevail in these uncertain times. Our business, with its reliable and extensive 36,000-mile integrated pipeline network and significant platform of fee-based services, has weathered these cycles before.

In such times, it is important to answer the difficult questions that arise. *Are we managing financial resources in a disciplined manner? What adjustments need to be made to our strategy? How are our customers being affected? What can we draw on from past down-cycle experiences?*

After reassessing our producer customers' updated supply development plans, we made the decision to suspend capital spending on certain capital-growth projects with the knowledge that natural gas and NGL

volumes may not grow as fast as previously forecast. While the partnership remains committed to its organic growth strategy and increasing unitholder distributions, managing capital resources in this volatile commodity price environment is paramount.

Due to lower commodity prices and our producer customers' reduced drilling plans, ONEOK Partners is suspending capital expenditures for the following announced capital-growth projects:

- » The Demicks Lake natural gas processing plant and related infrastructure in the Williston Basin in North Dakota;
- » The Knox natural gas processing plant and related infrastructure in the Mid-Continent region in Oklahoma; and
- » The Bronco natural gas processing plant and related infrastructure in the Powder River Basin in Wyoming.

ONEOK Partners expects to resume these suspended capital-growth projects and update the completion dates as soon as market conditions warrant. With the planning and development the partnership has completed, it expects to quickly resume these projects as producer customer needs for future capacity dictate.

The 200-million cubic feet per day (MMcf/d) Lonesome Creek plant in McKenzie County, North Dakota, and the 80-MMcf/d Bear Creek plant in Dunn County, North Dakota, remain on schedule to be completed in the fourth quarter 2015 and the third quarter 2016, respectively.

Even in the face of significant reductions in our producer customers' drilling budgets, we still expect considerable year-over-year volume growth as producers continue to drill in the most productive areas of their dedicated acreage.

Understanding the ever-changing needs of our customers – petrochemical companies, producers, refineries and natural gas distribution companies to name a few – and developing creative solutions for their challenges will ensure we continue offering the reliable service our customers have come to expect from us, and that we demand of ourselves.

We continually work to improve efficiency and optimize costs, and to remove volatility and improve stability in the business. As an example, we restructured our business model more than 10 years ago to shift away

from contracts with higher commodity price exposure to a more fee-based business model. Through creative contracting with our customers, we continue to find opportunities to enhance the services we provide to our customers and to increase fee-based earnings. The acquisition of the West Texas LPG pipeline system in the Permian Basin is an example of where we have added significant opportunities to grow our fee-based earnings.

2015 REVISED GUIDANCE

In February 2015, ONEOK reduced its 2015 cash flow available for dividends guidance to a range of \$570 million to \$650 million, compared with a previous guidance range of \$580 million to \$660 million announced on December 2, 2014.

ONEOK's free cash flow now is expected to be in the range of \$90 million to \$120 million, compared with the previous guidance range of \$50 million to \$80 million.

CULTIVATING A CULTURE

As ONEOK Partners has grown its operations and added natural gas processing plants, pipelines, NGL fractionators and other midstream infrastructure, it has been our employees who have come up with creative solutions to the operational and technical challenges of our systems. We appreciate their efforts to ensure that we operate safely, reliably and in an environmentally responsible manner.

ONEOK Partners' natural gas storage facility located near Edmond, Oklahoma



To be successful, we must provide our employees and leaders with the resources and development they need to learn and grow. That's why in 2014 we designed and launched a comprehensive Leadership Development Strategy to create and cultivate a high-performing, diverse, learning organization that is collaborative, accountable and innovative. Leaders at every level of the company are participating in the strategy to improve interaction and communication between leaders and employees and to strengthen our competitive advantage.

We know that including, not excluding, diverse thoughts and opinions is key to our continued success. We make better decisions when we listen to the thoughts and opinions of others and don't rely solely on our own expertise. Diverse points of view are critical to decisions we make about the company. The Diversity and Inclusion Strategy we launched in 2014 will foster that culture of inclusion throughout the company.

We remain focused on operating safely, reliably and environmentally responsibly and searching for creative ways to meet the ever-changing needs of our customers.

We would like to recognize Bert H. Mackie, who will retire from our board of directors in May 2015 after reaching the mandatory retirement age for our board

members. During his 26 years of loyal and dedicated service, Bert provided invaluable leadership through ONEOK's many transformative events, including the company's recent separation from the natural gas distribution business. Thank you, Bert, for your guidance, wise counsel and service to our company and its shareholders.

While the current environment presents challenges, our opportunities for continued growth look favorable as we continue executing on our vision. ONEOK Partners has uniquely positioned strategic assets with strong growth prospects and a long, rich history of our dedicated and experienced employees providing quality service to our customers.

The important work we have accomplished in recent years and in 2014 has made ONEOK well positioned and ready for the opportunities and challenges that lay ahead in 2015.

As always, we thank you for your continued trust and investment in ONEOK.



John W. Gibson


John W. Gibson
CHAIRMAN



Terry K. Spencer

Terry K. Spencer
PRESIDENT AND
CHIEF EXECUTIVE OFFICER

MARCH 12, 2015



ONEOK Partners' Canadian Valley natural gas processing facility in western Oklahoma

ONEOK PARTNERS ASSETS



NATURAL GAS GATHERING & PROCESSING

In 2014, ONEOK Partners continued to expand its natural gas processing capacity across multiple supply basins to accommodate increasing production within its operating footprint.

Since 2010, the partnership has constructed or announced 11 new natural gas processing facilities and related infrastructure – totaling nearly 1.6 billion cubic feet per day (Bcf/d) of natural gas processing capacity – in multiple natural gas liquids (NGL)-rich areas, including the Williston Basin in North Dakota, the NGL-rich area of Wyoming's Powder River Basin and the Cana-Woodford and SCOOP (South Central Oklahoma Oil Province) plays in Oklahoma.

Today, the partnership has 19 active natural gas processing plants with 1.45 Bcf/d of natural gas processing capacity and more than 18,700 miles of natural gas gathering pipelines. Its operations are supported by significant acreage dedications, much of which are in core, higher-return areas where drilling remains economical even in the current lower commodity price environment.

2014 operating income in this segment was \$280.6 million – a 38 percent increase compared with 2013 – as completed capital-growth projects resulted in natural gas volume growth in the Williston Basin and the Cana-Woodford Shale.

Across the partnership's operating system, natural gas volumes gathered increased by 29 percent, and natural gas volumes processed from its natural gas processing facilities increased by 40 percent in 2014 compared with 2013.

EXPANDING CAPACITY TO MEET CUSTOMERS' NEEDS

Developing creative, innovative, flexible and cost-effective ways to meet the ever-changing needs of its customers remains a high priority. In 2014, ONEOK Partners completed three new natural gas processing facilities and related infrastructure with a combined natural gas processing capacity of 400 million cubic feet per day (MMcf/d) – increasing its natural gas processing capacity systemwide to 1.45 Bcf/d.

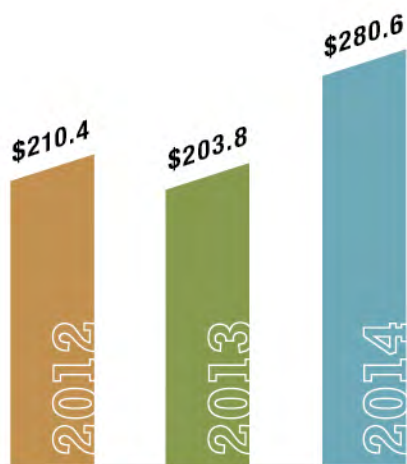
Completed in March 2014, the 200-MMcf/d Canadian Valley natural gas processing plant in the heart of the resurgent Cana-Woodford Shale is ONEOK Partners' largest such facility in Oklahoma and increased the partnership's natural gas processing capacity in the state to approximately 700 MMcf/d.

The 100-MMcf/d Garden Creek II and Garden Creek III plants in McKenzie County, North Dakota, were completed in August and October 2014, respectively, and increased ONEOK Partners' Williston Basin natural gas processing capacity to approximately 600 MMcf/d.

The 200-MMcf/d Lonesome Creek plant in McKenzie County, North Dakota, and the 80-MMcf/d Bear Creek plant in Dunn County, North Dakota, are on schedule to be completed in the fourth quarter 2015 and the third quarter 2016, respectively.

2014 FINANCIAL RESULTS REFLECT:

- » A \$147.6 million increase due primarily to natural gas volume growth in the Williston Basin and the Cana-Woodford Shale, and increased ownership in the Maysville, Oklahoma, natural gas processing plant, which resulted in higher natural gas volumes gathered, compressed, processed, transported and sold, higher NGL volumes sold and higher fees, offset partially by wellhead freeze-offs due to severely cold weather in the first quarter 2014;
- » An \$11.3 million increase due primarily to higher net realized natural gas and NGL prices;
- » An \$8.8 million increase due primarily to changes in contract mix; and
- » A \$6.4 million decrease due to a condensate contract settlement in 2013.



OPERATING INCOME

Millions of Dollars

ONEOK Partners' Garden Creek III natural gas processing facility in eastern McKenzie County, North Dakota

ONEOK Partners also is constructing natural gas compression to take advantage of additional natural gas processing capacity at its Garden Creek and Stateline natural gas processing plants in the Williston Basin. Once these projects are completed in the third quarter 2016, its natural gas processing capacity in the region will be nearly 1 Bcf/d. *(For more information on ONEOK Partners' capital-growth projects, see pages 24–25.)*

The construction of essential natural gas infrastructure in the Williston Basin is an important part of the solution to reduce natural gas flaring by oil producers in the region. Since 2010, the partnership has completed or announced eight new natural gas processing plants and related natural gas gathering infrastructure in the Williston Basin.

The added natural gas processing capacity in these NGL-rich regions also has created the need for more NGL infrastructure to accommodate growing NGL volumes from ONEOK Partners' natural gas plants. Its natural gas liquids business is investing \$300 million to \$345 million to build NGL transportation and fractionation infrastructure to provide producer customers with flexibility for their marketable NGL products through the partnership's integrated system.

REDUCING NORTH DAKOTA NATURAL GAS FLARING

ONEOK Partners is the largest independent natural gas gatherer and processor in the Williston Basin, which is located in western North Dakota and eastern Montana. The partnership's natural gas gathering system in this region consists of more than 6,500 miles, and there are more than 3 million acres, or approximately 60 percent of the 5 million available acres, where natural gas production is dedicated to ONEOK Partners' systems. Producers there continue to focus their drilling in the Bakken Shale and Three Forks formations that yield crude oil and NGL-rich natural gas.

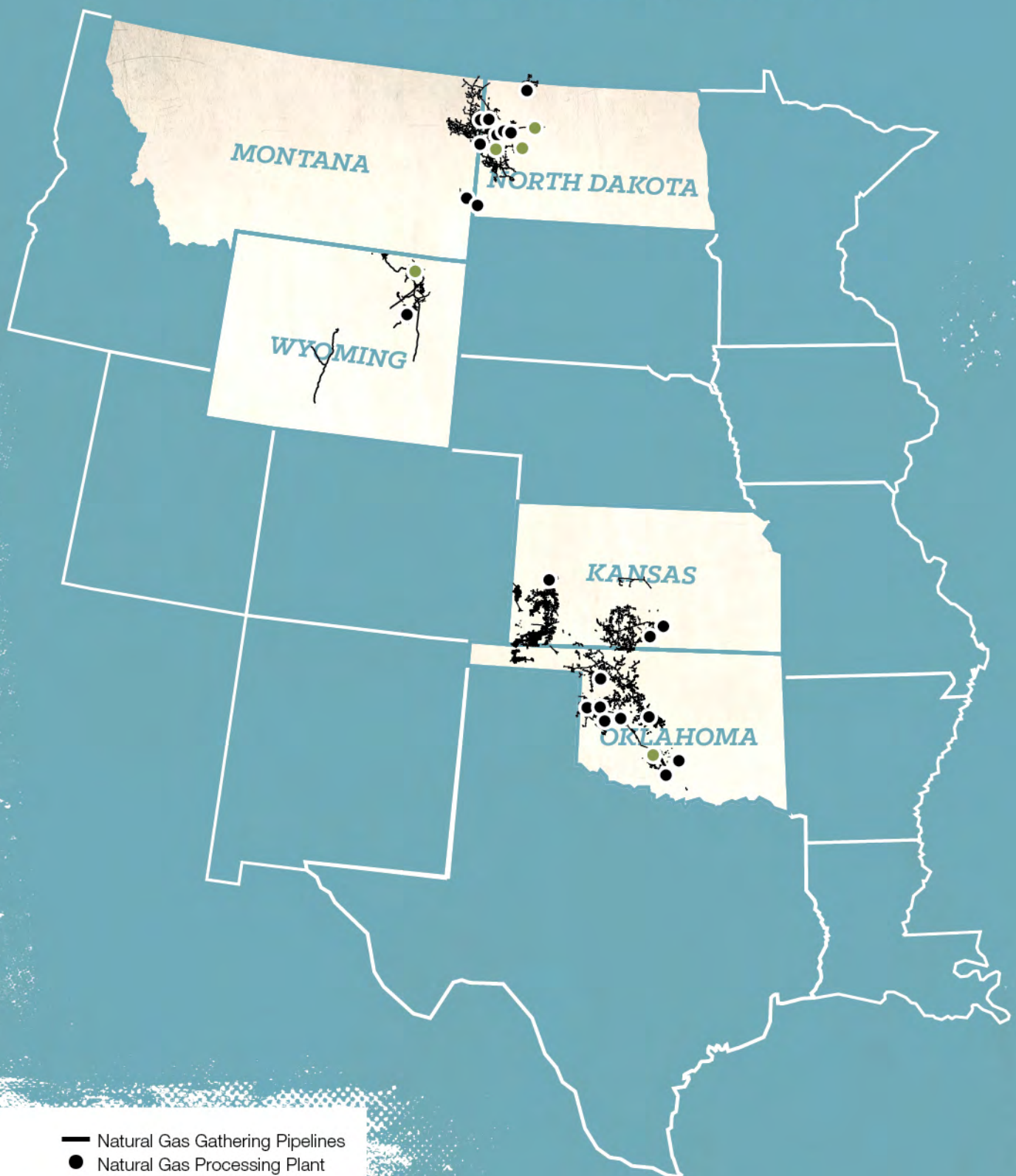
The North Dakota Industrial Commission (NDIC) reported that crude oil production in the Williston Basin exceeded 1 million barrels per day (bpd) in 2014 and is expected to grow to more than 1.5 million bpd by 2021. Natural gas produced in association with crude oil exceeded 1.4 Bcf/d in 2014.

In many areas of North Dakota, natural gas production exceeds the capacity of existing gathering and processing infrastructure, causing natural gas to be flared by oil producers. However, ongoing construction of essential natural gas infrastructure in North Dakota has substantially decreased the percentage of natural gas volumes flared.

In early 2014, the NDIC set natural gas flaring-reduction targets, including goals to reduce flaring in the state to 15 percent of natural gas production by January 2016 and to 10 percent by October 2020. In December 2014, the NDIC reported that 24 percent of the natural gas produced in the state was flared, compared with more than 30 percent at various times in 2013. ONEOK Partners actively participates in an industry task force created to address and reduce natural gas flaring in North Dakota. The task force – composed of midstream providers and producers – is charged with identifying solutions to the technical, regulatory and infrastructure challenges facing the industry in reducing natural gas flaring.

One accomplishment of the task force was the recommendation of natural gas-capture plans, which detail how producers will capture natural gas produced at the wellhead and transport it to a natural gas plant for processing. The NDIC now requires producers to file a natural gas-capture plan before they receive a drilling permit.

NATURAL GAS GATHERING & PROCESSING



ADDING OKLAHOMA NATURAL GAS PROCESSING CAPACITY

For decades, ONEOK Partners has maintained a natural gas gathering and processing presence in central and western Oklahoma, where its natural gas processing capacity totals approximately 700 MMcf/d. It has strong positions in areas of the state now experiencing significant growth – particularly the Cana-Woodford Shale and the SCOOP play – including more than 500,000 net acres where natural gas production is dedicated to its systems.

Producers continued to actively develop the Cana-Woodford Shale in 2014, as enhanced well-completion technology improved efficiency and led to higher production rates. To accommodate the increased production in this region, the partnership completed in March 2014 its largest natural gas processing facility in Oklahoma – the 200-MMcf/d Canadian Valley plant in the heart of this prolific shale.

REVISING CAPITAL-GROWTH PROJECT GUIDANCE

After reassessing its producer customers' updated supply development plans, ONEOK Partners made the decision to suspend capital spending on certain capital-growth projects due to lower commodity prices and its producer customers' reduced drilling plans. With the planning and development it has completed to date, the partnership expects to quickly resume these projects as customer needs dictate and market conditions warrant. The expected completion dates will be updated once these projects are resumed.

ONEOK Partners is suspending capital expenditures for the following announced capital-growth projects:

- » The Demicks Lake natural gas processing plant and related infrastructure in the Williston Basin in North Dakota;
- » The Knox natural gas processing plant and related infrastructure in the Mid-Continent region in Oklahoma; and
- » The Bronco natural gas processing plant and related infrastructure in the Powder River Basin in Wyoming.

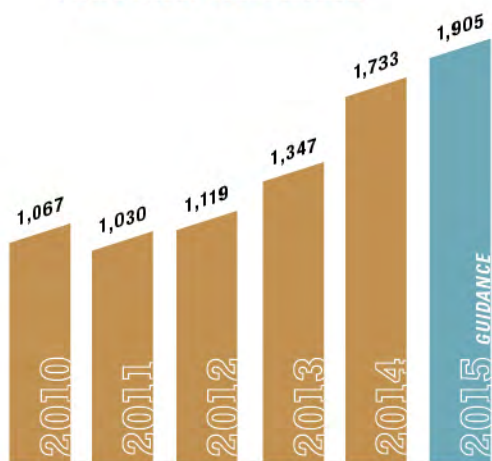
Construction at ONEOK Partners' Lonesome Creek natural gas processing facility in McKenzie County, North Dakota



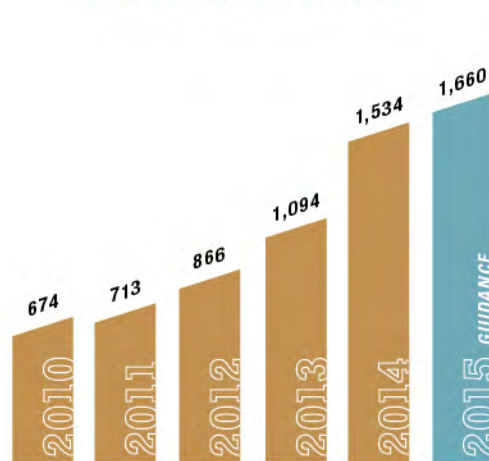
INCREASING NATURAL GAS VOLUMES

From 2010 through 2014, ONEOK Partners' natural gas volumes gathered increased by 62 percent, and natural gas volumes processed more than doubled. The partnership estimates that 2015 natural gas gathered volumes will increase by more than 10 percent, and natural gas volumes processed will increase by 8 percent, compared with 2014, as announced capital-growth projects are completed.

VOLUMES GATHERED



VOLUMES PROCESSED



NATURAL GAS VOLUME GROWTH

Billion British thermal units per day (BBtu/d)



NATURAL GAS LIQUIDS

2014 FINANCIAL RESULTS REFLECT:

- » A \$157.4 million increase in fee-based exchange-services margins, resulting primarily from increased volumes from new natural gas processing plants connected in the Williston Basin and Mid-Continent regions, and higher fees from contract renegotiations for NGL exchange-services activities, offset partially by lower volumes from the termination of a contract;
- » A \$79.8 million increase in optimization and marketing margins, resulting from a \$31.4 million increase due primarily to wider NGL product price differentials; a \$25.2 million increase in marketing margins, related primarily to increased weather-related seasonal demand for propane during the first quarter 2014, and marketing and truck and rail activities in the second, third and fourth quarters 2014; and a \$23.2 million increase due primarily to significantly wider NGL location price differentials, primarily related to increased weather-related seasonal demand for propane during the first quarter 2014, offset partially by lower optimization volumes in the second, third and fourth quarters 2014 when differentials narrowed;
- » A \$22.8 million increase from higher isomerization volumes, resulting from wider NGL product price differentials between normal butane and iso-butane;
- » An \$18.3 million decrease from the impact of ethane rejection, which resulted in lower NGL volumes; and
- » A \$6.0 million decrease from the impact of lower operational measurement gains.



OPERATING INCOME
Millions of Dollars



Producers continue to actively develop natural gas liquids (NGL)-rich resources, adding new NGL supply to ONEOK Partners' systems in the Williston Basin in North Dakota and Montana, the Cana-Woodford Shale and SCOOP play in Oklahoma, the NGL-rich Niobrara Shale formation in Wyoming's Powder River Basin and the Permian Basin in Texas.

Completed capital-growth projects and the acquisition of NGL assets in the Permian Basin of west Texas and southeastern New Mexico enhance the natural gas liquids segment's operating flexibility and provide customers access to additional markets for their products.

In 2014, this segment reported record financial results that included operating income of \$689.0 million, a 26 percent increase compared with 2013. Increases in fee-based exchange-services margins from higher margin NGL volumes gathered and higher fees from contract renegotiations for NGL exchange-services activities were offset by narrower NGL price differentials and ethane rejection.

The partnership's nondiscretionary NGL gathering, fractionation, transportation, storage and marketing services enable NGL producers and natural gas processors to convert their unfractionated NGLs into marketable NGL purity products and deliver them to wholesalers, petrochemical facilities and refineries in the Mid-Continent, Chicago and the upper Midwest, and the Texas Gulf Coast.

ONEOK Partners' vertically integrated and strategically located assets connect NGL market hubs in Conway, Kansas, and Mont Belvieu, Texas, enabling it to maximize the value of NGL products between these market hubs.

The partnership continues to increase its primarily fee-based exchange service and storage businesses, which are not as dependent on commodity prices.

ONEOK Partners' MB-2 NGL fractionator in Mont Belvieu, Texas

NATURAL GAS LIQUIDS



ACQUIRING STRATEGIC PERMIAN BASIN ASSETS

In late 2014, ONEOK Partners completed the acquisition of NGL pipelines and related assets from affiliates of Chevron Corporation for approximately \$800 million. Included in the transaction was an 80 percent interest in the West Texas LPG Pipeline Limited Partnership and 100 percent interest in the Mesquite Pipeline that consist collectively of approximately 2,600 miles of NGL gathering pipelines extending from the Permian Basin in southeastern New Mexico to East Texas and Mont Belvieu. The acquisition increased the partnership's NGL gathering system mileage by more than 60 percent, and NGL volumes gathered are expected to increase more than 50 percent.

This diverse NGL gathering system integrates well with ONEOK Partners' existing assets, provides additional fee-based earnings and adds a strategic supply basin for its growing NGL system. The partnership now can

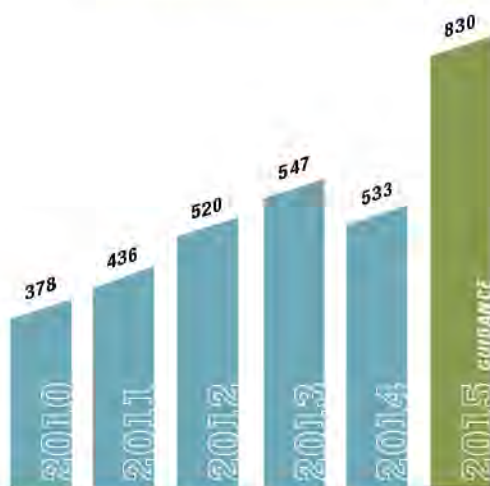
provide bundled services – transportation, fractionation and storage – to existing customers in the Permian Basin, strengthening its competitive position.

RESPONDING TO MARKET CONDITIONS

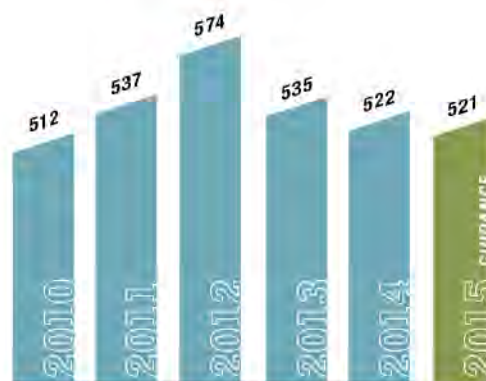
The flexibility of ONEOK Partners' extensive NGL system enables it to respond to market fluctuations driven by supply and demand. An example of this fluctuation occurred in early 2014 when sustained, unseasonably cold temperatures, coupled with higher demand in the fall of 2013 for propane used for crop-drying purposes, resulted in unprecedented propane conditions in the Midwest, including depleted supply and record propane prices.

With its flexible market connectivity between the Conway and Mont Belvieu hubs, ONEOK Partners was able to deliver much-needed propane to the Midwest markets during this period.

VOLUMES GATHERED



VOLUMES FRACTIONATED



NATURAL GAS LIQUIDS VOLUME GROWTH

Thousand barrels per day (MBbls/d)

NGL VOLUMES

From 2010 through 2014, NGL volumes gathered on ONEOK Partners' NGL system – one of the largest in the nation – have increased 41 percent, and NGL volumes fractionated have increased 2 percent. As a result of the acquisition of the West Texas LPG pipeline system and the completion of several capital-growth projects, the partnership estimates that its 2015 NGL volumes gathered will increase by 56 percent compared with 2014.



EXPANDING THE BAKKEN NGL PIPELINE

The Bakken NGL Pipeline is a 600-mile pipeline that transports unfractionated NGLs from the Williston Basin to an interconnection with ONEOK Partners' 50 percent-owned Overland Pass Pipeline in northern Colorado, and then on to its Mid-Continent NGL fractionation and storage facilities in central Kansas. From there, these NGLs ultimately are transported to the Texas Gulf Coast or to Midwest markets, including Chicago, through its NGL assets – just one example of the value of the partnership's integrated system at work.

In September 2014, ONEOK Partners installed additional pump stations to increase the capacity of the Bakken NGL Pipeline to 135,000 barrels per day (bpd) from its original capacity of 60,000 bpd. To accommodate growing NGL volumes produced at its natural gas processing plants in the Williston Basin, a second expansion will increase its capacity to 160,000 bpd by the second quarter 2016.

The Niobrara NGL Lateral, completed in September 2014, connects the partnership's natural gas gathering and processing business' Sage Creek plant, located in the NGL-rich Niobrara Shale formation in Wyoming's Powder River Basin, with its nearby Bakken NGL Pipeline.

The partnership also built a 95-mile NGL pipeline that connects its Hutchinson, Kansas, NGL facilities to similar facilities in Medford, Oklahoma, and completed modifications to existing NGL fractionation and storage facilities at Hutchinson. The new pipeline and modified NGL infrastructure were completed in the first quarter 2015 and are designed to accommodate additional NGLs added to its system from the Williston Basin and Mid-Continent.

BUILDING THE STERLING III PIPELINE AND INCREASING GULF COAST NGL FRACTIONATION CAPACITY

In March 2014, ONEOK Partners completed the Sterling III NGL Pipeline, a 540-mile pipeline with the capacity to transport 193,000 bpd of either unfractionated NGLs or NGL purity products between its Mid-Continent NGL infrastructure and similar facilities on the Gulf Coast in Mont Belvieu, Texas. The Sterling III Pipeline parallels the partnership's existing Sterling I and Sterling II NGL distribution pipelines, which also were reconfigured to transport either unfractionated NGLs or NGL purity products. These projects enhanced the partnership's flexibility to move unfractionated NGLs and NGL purity products between market centers.

ONEOK Partners expanded its Gulf Coast NGL fractionation capacity to meet growing demand from petrochemical companies for ethane and propane as feedstocks. In December 2014, the partnership completed the 75,000-bpd MB-3 NGL fractionator, its third NGL fractionator in Mont Belvieu. ONEOK Partners also owns MB-2, a 75,000-bpd NGL fractionator, and owns an 80 percent interest in and operates MB-1, a 160,000-bpd NGL fractionator. The partnership also has a long-term, third-party fractionation-services agreement for an additional 60,000 bpd of fractionation capacity at Mont Belvieu.

In addition, the partnership installed a new ethane/propane (E/P) splitter at its Mont Belvieu NGL storage facility in March 2014 to split E/P mix into purity ethane and purity propane to meet the growing needs of its petrochemical customers.

NATURAL GAS PIPELINES

ONEOK Partners' primarily fee-based natural gas pipelines business segment provides reliable midstream transportation and storage services to local natural gas distribution companies, electric-generation plants, producers and large industrial customers, primarily under long-term, firm-demand contracts.

The partnership connects North American supply basins with major market and trading hubs through its extensive network of 6,700 miles of interstate and intrastate natural gas pipelines, and provides natural gas storage capacity of approximately 52 billion cubic feet (Bcf).

The natural gas pipelines segment remains an important part of ONEOK Partners' diverse midstream business, generating stable fee-based operating income and cash flows. 2014 operating income for this segment increased 19 percent to \$181.0 million compared with 2013. 2014 equity income, primarily from its 50 percent ownership of Northern Border Pipeline, was \$69.8 million, a 7 percent increase compared with 2013.

Earnings in this segment are primarily fee-based, with approximately 92 percent of the partnership's natural gas pipeline transportation capacity and 76 percent of its natural gas storage capacity contracted on a firm basis in 2015.

STRATEGICALLY LOCATED AND POSITIONED FOR SUCCESS

Due to economic and environmental factors, electric-generation companies continue to rely more on natural gas to produce electricity for their customers. As natural gas continues to be the low-cost and environmentally friendly fuel of choice, ONEOK Partners is well-positioned to provide flexible natural gas storage and transportation services to these electric utilities as they convert their facilities to natural gas from coal.

The partnership's natural gas pipelines segment's assets are well-positioned to benefit from this conversion trend, with approximately 35 existing coal-fired, electric-generation plants representing more than 26,000 megawatts of capacity within 20 miles of its natural gas pipelines.

Growing production in the Utica and Marcellus shale areas has created additional transportation needs to reach markets in Chicago and the upper Midwest. ONEOK Partners' assets are strategically located to provide producers with options to transport their natural gas to these markets. The recently announced 125-million cubic feet per day (MMcf/d) expansion of the partnership's Midwestern Gas Transmission system now underway includes the construction of a new compressor station in Herscher, Illinois, which is scheduled to be in service in the fourth quarter 2015. Midwestern Gas Transmission connects to many major interstate pipeline systems to provide bi-directional service to markets in Tennessee, Kentucky, Indiana, southern Illinois and Chicago.

2014 FINANCIAL RESULTS REFLECT:

- » A \$26.3 million increase from higher firm transportation revenues resulting primarily from higher rates on intrastate natural gas pipelines, increased contracted capacity and rates at Midwestern Gas Transmission and increased interruptible transportation revenues from higher natural gas volumes transported;
- » A \$17.6 million increase from higher short-term natural gas storage services due to increased park-and-loan services as a result of weather-related seasonal demand primarily in the first quarter 2014 and greater capacity available for such services;
- » A \$5.1 million increase from higher park-and-loan services on its interstate natural gas pipelines as a result of weather-related seasonal demand in the first quarter 2014;
- » A \$5.0 million increase from higher net retained fuel due to higher natural gas prices and natural gas volumes retained;
- » A \$3.1 million increase primarily from additional storage services to meet utility customers' peak-day demand; and
- » A \$14.3 million decrease due to lower storage revenues from lower contracted firm capacity.



OPERATING INCOME
Millions of Dollars

ONEOK Partners' natural gas storage facility near Edmond, Oklahoma



GROWING EXPORTS TO MEXICO

The growing demand for natural gas in Mexico is an opportunity for the partnership's natural gas pipelines segment to deliver natural gas supply to new international markets. In late 2014, ONEOK Partners held a nonbinding open season for a proposed project that includes approximately 200 miles of 30-inch intrastate pipeline to transport natural gas from the Permian Basin to the Mexican border. The partnership has evaluated the results of the open season and is in the process of securing commitments from the market.

The proposed pipeline would extend from ONEOK Partners' ONEOK WesTex Transmission natural gas pipeline system near Cayanosa, Texas, to a new international border crossing connection at the Mexican border near San Elizario, Texas.

The proposed pipeline would be constructed in two phases. The first phase is expected to be in service in the first quarter 2016, while the second phase is expected to be in service in the first quarter 2017. Upon completion, the new pipeline system would provide up to 640 MMcf/d of natural gas transportation capacity, with up to 570 MMcf/d delivered to Mexican markets.

VIKING GAS TRANSMISSION – INCREASED RATES AND FLEXIBILITY

In 2014, ONEOK Partners' FERC-regulated Viking Gas Transmission interstate natural gas pipeline, which serves local natural gas distribution companies in Minnesota, North Dakota and Wisconsin, sought

to increase its transportation rates. The uncontested settlement increased rates to offset contract realignments. These new rates took effect January 1, 2015.

The settlement also included approximately \$18 million in capital expenditures on various projects, including a project completed in November 2014 that positioned Viking as a bi-directional pipeline. This added flexibility positions Viking to address its customers' needs and capture future growth opportunities, making the partnership more competitive in the marketplace.

ONGOING FOCUS ON SAFETY

As part of ONEOK Partners' ongoing commitment to pursue a zero-incident culture, the company, led by the natural gas pipelines segment, participated in the Interstate Natural Gas Association of America (INGAA) Safety Culture Survey in 2014. Designed to gain insight into the energy industry's safety culture, the survey measured employee attitudes and opinions at the partnership and 17 of its peer companies.

ONEOK Partners' natural gas pipelines segment had a 94 percent participation rate and received an overall safety index score of 74 percent, which compares favorably with the INGAA industry average safety index score of 73 percent. The results reflect positively on the partnership's applied-knowledge philosophy of continually looking for ways to improve its safety performance.

ONEOK Partners' natural gas intrastate pipeline connecting to a third-party natural gas processing facility in western Oklahoma



NATURAL GAS PIPELINES



- Natural Gas Pipelines
- Natural Gas Storage
- - - 50 percent interest
- Proposed Growth Project

GROWTH PROJECTS: COMPLETED

From 2010 through 2014, ONEOK Partners invested approximately \$6 billion for natural gas and natural gas liquids (NGL) capital-growth projects and acquisitions to enhance its midstream capabilities and enable it to better serve customers.

NATURAL GAS GATHERING AND PROCESSING (Approximately \$2.2 billion)

COMPLETED PROJECT	LOCATION	SIZE	APPROX. COST	COMPLETED
<i>ROCKY MOUNTAIN REGION</i>				
Garden Creek I plant and infrastructure	Williston Basin	100 MMcf/d	\$360 million	Dec. 2011
Stateline I and II plants and infrastructure	Williston Basin	200 MMcf/d	\$565 million	Sept. 2012/ April 2013
Divide County gathering system	Williston Basin	270 miles	\$125 million	June 2013
Sage Creek plant and infrastructure*	Powder River Basin	50 MMcf/d	\$152 million	Sept. 2013
Garden Creek II plant and infrastructure	Williston Basin	100 MMcf/d	\$300-\$310 million	Aug. 2014
Garden Creek III plant and infrastructure	Williston Basin	100 MMcf/d	\$300-\$310 million	Oct. 2014
<i>MID-CONTINENT REGION</i>				
30 percent interest in Maysville plant*	Cana-Woodford Shale	40 MMcf/d	\$90 million	Dec. 2013
Canadian Valley plant and infrastructure	Cana-Woodford Shale	200 MMcf/d	\$255 million	March 2014

NATURAL GAS LIQUIDS (Approximately \$3.8 billion)

COMPLETED PROJECT	LOCATION	SIZE	APPROX. COST	COMPLETED
Sterling I Pipeline expansion	Mid-Continent	15,000 bpd	\$36 million	Nov. 2011
Cana-Woodford/Granite Wash NGL plant connections	Mid-Continent	77,000 bpd	\$220 million	April 2012
Bushton NGL fractionator expansion	Mid-Continent	60,000 bpd	\$117 million	Sept. 2012
Bakken NGL Pipeline	Rocky Mountain Region	60,000 bpd	\$455 million	April 2013
Overland Pass Pipeline expansion	Mid-Continent	60,000 bpd	\$36 million	April 2013
Ethane Header pipeline	Texas Gulf Coast	400,000 bpd	\$23 million	April 2013
Sage Creek plant NGL infrastructure*	Powder River Basin	Various	\$153 million	Sept. 2013
MB-2 NGL fractionator	Texas Gulf Coast	75,000 bpd	\$375 million	Dec. 2013
Ethane/Propane splitter	Texas Gulf Coast	40,000 bpd	\$46 million	March 2014
Sterling III Pipeline and reconfigure Sterling I and II	Mid-Continent	193,000 bpd	\$808 million	March 2014
Bakken NGL Pipeline expansion – Phase I	Rocky Mountain Region	75,000 bpd	\$75-\$90 million	Sept. 2014
Niobrara NGL Lateral	Powder River Basin	90 miles	\$70-\$75 million	Sept. 2014
West Texas LPG pipeline system*	Permian Basin	2,600 miles	\$800 million	Nov. 2014
MB-3 NGL fractionator	Texas Gulf Coast	75,000 bpd	\$520-\$540 million	Dec. 2014

* Acquisition

GROWTH PROJECTS: ANNOUNCED

ONEOK Partners has announced investments of approximately \$3 billion for natural gas and NGL capital-growth projects that will enhance its midstream capabilities and enable it to better serve customers.

NATURAL GAS GATHERING AND PROCESSING (Approximately \$1.8 billion to \$2.6 billion)

PROJECT IN PROGRESS	LOCATION	SIZE	APPROX. COST	EXPECTED COMPLETION DATE
ROCKY MOUNTAIN REGION				
Sage Creek plant infrastructure	Powder River Basin	Various	\$50 million	Fourth Quarter 2015
Natural gas compression	Williston Basin	100 MMcf/d	\$80-\$100 million	Fourth Quarter 2015
Lonesome Creek plant and infrastructure	Williston Basin	200 MMcf/d	\$550-\$680 million	Fourth Quarter 2015
Stateline De-ethanizers	Williston Basin	26,000 bpd	\$60-\$80 million	Fourth Quarter 2015
Bear Creek plant and infrastructure	Williston Basin	80 MMcf/d	\$230-\$330 million	Third Quarter 2016
Bronco plant and infrastructure	Powder River Basin	50 MMcf/d	\$130-\$200 million	Suspended
Demicks Lake plant and infrastructure	Williston Basin	200 MMcf/d	\$475-\$670 million	Suspended
MID-CONTINENT REGION				
Knox plant and infrastructure	SCOOP	200 MMcf/d	\$240-\$470 million	Suspended

NATURAL GAS LIQUIDS (Approximately \$300 million to \$345 million)

PROJECT IN PROGRESS	LOCATION	SIZE	APPROX. COST	EXPECTED COMPLETION DATE
NGL pipeline and Hutchinson fractionator infrastructure upgrades	Mid-Continent	95 miles	\$110-\$125 million	First Quarter 2015
Bakken NGL Pipeline expansion – Phase II	Rocky Mountain Region	25,000 bpd	\$100 million	Second Quarter 2016
Bear Creek NGL infrastructure	Williston Basin	40 miles	\$35-\$45 million	Third Quarter 2016
Bronco NGL infrastructure	Powder River Basin	65 miles	\$45-\$60 million	Suspended
Demicks Lake NGL infrastructure	Williston Basin	12 miles	\$10-\$15 million	Suspended

FINANCIAL SUMMARY

Our commitment to create long-term sustainable shareholder value was demonstrated in early 2014 with the successful separation of the company's natural gas distribution business into a separate stand-alone, publicly traded company – ONE Gas.

This separation created a new ONEOK that, as the pure-play general partner of ONEOK Partners, is focused on providing management and resources to ONEOK Partners and creating value for its shareholders through its ownership in the partnership.

The impact of becoming the sole general partner of ONEOK Partners was immediate as ONEOK increased

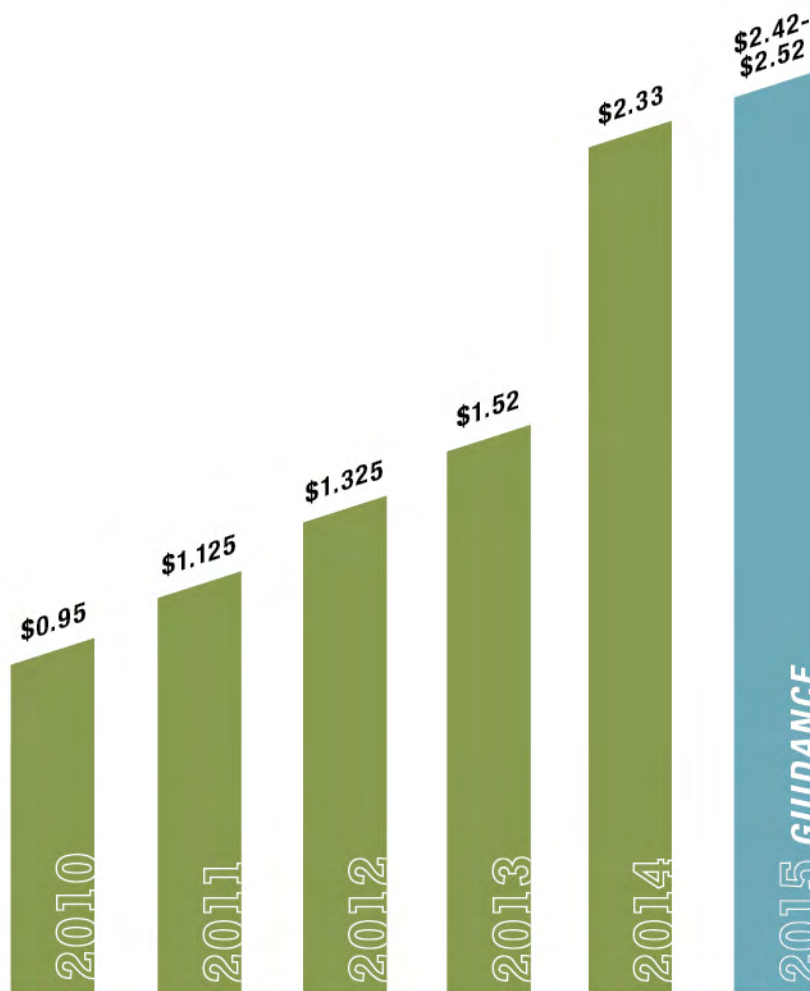
its quarterly cash dividends by 16 cents per share, or 40 percent, to 56 cents per share in April 2014 – the first dividend increase as the pure-play general partner of ONEOK Partners.

In January 2015, our board of directors approved a 1.5-cent dividend increase for the fourth quarter 2014, increasing our 2014 dividends declared by 53 percent compared with 2013. We expect that continued growth at the partnership will in turn create increased cash flow available for dividends for our shareholders.

Due to the uncertain and lower commodity price environment, we have revised our expected 2015 dividend growth rate to 4 to 8 percent compared with 2014, subject to board approval.



DIVIDEND GROWTH
ONEOK annual dividends declared per share
(split adjusted)





CORPORATE RESPONSIBILITY

Our commitment to being a responsible corporate citizen continues to be a key focus in everything we do. We know that operating responsibly and improving the communities where our employees live and work will help ONEOK remain a sustainable company for years to come.

STAYING FOCUSED ON ENVIRONMENT, SAFETY AND HEALTH

During the last several years, as we have grown our business and expanded our operational footprint, we also have strengthened our commitment to improve our companywide environmental, safety and health (ESH) performance.

We continue to keep our focus in the right place – on our stakeholders and on our mission to operate reliably, safely and environmentally responsibly.

In 2014, our Environment, Safety and Health Leadership Committee, composed of ONEOK senior management representatives tasked with providing direction and support of ESH initiatives across the company, focused on these five initiatives:

- » Culture enhancement;
- » Peer feedback;
- » Regulatory updates;
- » Stakeholder outreach; and
- » The development of tools needed to accomplish these initiatives.

While many of these initiatives are not new, we are committed to improving in all of these areas. An update on the progress of these initiatives will be included in the 2014 Corporate Responsibility Report, which will be published later this year.

INVESTING IN OUR COMMUNITIES

We are committed to being active members of the communities where we operate. Investing in the areas where we have operations and where our employees live and work is not only the right thing to do – it's smart business. By contributing financially and through volunteer work, we can help build stronger communities and create a better environment for our employees, customers and the general public.

We accomplish this in a number of ways, including grants from the ONEOK Foundation, corporate contributions to nonprofit organizations and employee volunteer efforts. Our community investments in 2014 included:

- » \$2.8 million in contributions from the ONEOK Foundation;
- » \$2.7 million from corporate contributions to support local nonprofit organizations; and
- » 2,900 volunteer hours from employees, worth a value of more than \$65,000 (based on the current volunteer-hour value of \$22.55).

For more detailed information about our corporate responsibility efforts – including ESH and community investments – look for our 2014 Corporate Responsibility Report, which will be available on www.oneok.com later this year.

An employee performs a safety inspection at ONEOK Partners' natural gas storage facility near Edmond, Oklahoma.

BOARD OF DIRECTORS



JAMES C. DAY
Retired Chairman,
Noble Corporation
Sugar Land, Texas



JULIE H. EDWARDS
Former Chief Financial Officer,
Southern Union Company;
Former Chief Financial Officer,
Frontier Oil Corporation
Houston, Texas



WILLIAM L. FORD
President, Shawnee
Milling Company
Shawnee, Oklahoma



JOHN W. GIBSON
Chairman of the Board,
and Retired Chief
Executive Officer,
ONEOK, Inc. and
ONEOK Partners, L.P.
Tulsa, Oklahoma



PATTYE L. MOORE
Chairman, Red Robin
Gourmet Burgers;
Former President, Sonic Corp.
Oklahoma City, Oklahoma



BERT H. MACKIE
Trustee, Hamm Financial
Group; Vice Chairman,
Security National Bank
Enid, Oklahoma



STEVEN J. MALCOLM
Retired Chairman,
President and Chief
Executive Officer,
The Williams Companies, Inc.
Tulsa, Oklahoma



JIM W. MOGG
Retired Chairman, DCP
Midstream GP, L.L.C.
Hydro, Oklahoma



TERRY K. SPENCER
President and
Chief Executive Officer,
ONEOK, Inc. and
ONEOK Partners, L.P.
Tulsa, Oklahoma



GARY D. PARKER
President, Moffitt, Parker &
Company, Inc.
Muskogee, Oklahoma



EDUARDO A. RODRIGUEZ
President, Strategic
Communications
Consulting Group
El Paso, Texas

OFFICERS

POSITIONS AS OF MARCH 1, 2015 • AGES AS OF DECEMBER 31, 2014

ONEOK, INC.

TERRY K. SPENCER, 55

President and Chief Executive Officer

ROBERT F. MARTINOVICH, 57

Executive Vice President and Chief Administrative Officer

WALTER S. HULSE III, 50

Executive Vice President, Strategic Planning and Corporate Affairs

WESLEY J. CHRISTENSEN, 61

Senior Vice President, Operations

STEPHEN W. LAKE, 51

Senior Vice President, General Counsel and Assistant Secretary

DEREK S. REINERS, 43

Senior Vice President, Chief Financial Officer and Treasurer

ROBERT S. MAREBURGER, 53

Senior Vice President, Market Analysis

CHARLES M. KELLEY, 56

Senior Vice President, Corporate Planning and Development

SHERIDAN C. SWORDS, 45

Senior Vice President, Natural Gas Liquids

SHEPPARD F. MIERS III, 46

Vice President, Chief Accounting Officer

ERIC GRIMSHAW, 62

Vice President, Associate General Counsel and Corporate Secretary

ONEOK PARTNERS

TERRY K. SPENCER, 55

President and Chief Executive Officer

ROBERT F. MARTINOVICH, 57

Executive Vice President and Chief Administrative Officer

WALTER S. HULSE III, 50

Executive Vice President, Strategic Planning and Corporate Affairs

WESLEY J. CHRISTENSEN, 61

Senior Vice President, Operations

STEPHEN W. LAKE, 51

Senior Vice President, General Counsel and Assistant Secretary

DEREK S. REINERS, 43

Senior Vice President, Chief Financial Officer and Treasurer

ROBERT S. MAREBURGER, 53

Senior Vice President, Market Analysis

CHARLES M. KELLEY, 56

Senior Vice President, Corporate Planning and Development

SHERIDAN C. SWORDS, 45

Senior Vice President, Natural Gas Liquids

KEVIN L. BURDICK, 50

Vice President, Natural Gas Gathering and Processing

J. PHILLIP MAY, 52

Vice President, Natural Gas Pipelines

SHEPPARD F. MIERS III, 46

Vice President, Chief Accounting Officer

ERIC GRIMSHAW, 62

Vice President, Associate General Counsel and Corporate Secretary



FORM 10-K

ONEOK Partners' Garden Creek II
natural gas processing facility in
western North Dakota

UNITED STATES
SECURITIES AND EXCHANGE COMMISSION
WASHINGTON, D.C. 20549

FORM 10-K

X ANNUAL REPORT PURSUANT TO SECTION 13 OR 15(d) OF THE SECURITIES EXCHANGE ACT OF 1934
For the fiscal year ended December 31, 2014.

OR

 TRANSITION REPORT PURSUANT TO SECTION 13 OR 15(d) OF THE SECURITIES EXCHANGE ACT OF 1934
For the transition period from _____ to _____.

Commission file number 001-13643

ONEOK, Inc.

(Exact name of registrant as specified in its charter)

Oklahoma

(State or other jurisdiction of
incorporation or organization)

73-1520922

(I.R.S. Employer Identification No.)

100 West Fifth Street, Tulsa, OK

(Address of principal executive offices)

74103

(Zip Code)

Registrant's telephone number, including area code (918) 588-7000

Securities registered pursuant to Section 12(b) of the Act:

Common stock, par value of \$0.01

(Title of each class)

New York Stock Exchange

(Name of each exchange on which registered)

Securities registered pursuant to Section 12(g) of the Act: None

Indicate by check mark if the registrant is a well-known seasoned issuer, as defined in Rule 405 of the Securities Act. Yes X No

Indicate by check mark if the registrant is not required to file reports pursuant to Section 13 or Section 15(d) of the Act. Yes No X

Indicate by check mark whether the registrant (1) has filed all reports required to be filed by Section 13 or 15(d) of the Securities Exchange Act of 1934 during the preceding 12 months (or for such shorter period that the registrant was required to file such reports), and (2) has been subject to such filing requirements for the past 90 days. Yes X No

Indicate by check mark whether the registrant has submitted electronically and posted on its corporate website, if any, every Interactive Data File required to be submitted and posted pursuant to Rule 405 of Regulation S-T (§ 232.405 of this chapter) during the preceding 12 months (or for such shorter period that the registrant was required to submit and post such files). Yes X No

Indicate by check mark if disclosure of delinquent filers pursuant to Item 405 of Registration S-K (§229.405 of this chapter) is not contained herein, and will not be contained, to the best of registrant's knowledge, in definitive proxy or information statements incorporated by reference in Part III of this Form 10-K or any amendment to this Form 10-K. X

Indicate by checkmark whether the registrant is a large accelerated filer, an accelerated filer, a non-accelerated filer, or a smaller reporting company. See the definitions of "large accelerated filer," "accelerated filer" and "smaller reporting company" in Rule 12b-2 of the Exchange Act. (Check one) Large accelerated filer X Accelerated filer Non-accelerated filer Smaller reporting company

Indicate by checkmark whether the registrant is a shell company (as defined in Rule 12b-2 of the Act). Yes No X

Aggregate market value of registrant's common stock held by non-affiliates based on the closing trade price on June 30, 2014, was \$13.9 billion.

On February 17, 2015, the Company had 208,400,547 shares of common stock outstanding.

DOCUMENTS INCORPORATED BY REFERENCE:

Portions of the definitive proxy statement to be delivered to shareholders in connection with the Annual Meeting of Shareholders to be held May 20, 2015, are incorporated by reference in Part III.

ONEOK, Inc.
2014 ANNUAL REPORT

	Page No.
Part I.	
Item 1. Business	5
Item 1A. Risk Factors	21
Item 1B. Unresolved Staff Comments	37
Item 2. Properties	37
Item 3. Legal Proceedings	39
Item 4. Mine Safety Disclosures	40
Part II.	
Item 5. Market for Registrant’s Common Equity, Related Stockholder Matters and Issuer Purchases of Equity Securities	41
Item 6. Selected Financial Data	43
Item 7. Management’s Discussion and Analysis of Financial Condition and Results of Operations	43
Item 7A. Quantitative and Qualitative Disclosures about Market Risk	74
Item 8. Financial Statements and Supplementary Data	77
Item 9. Changes in and Disagreements with Accountants on Accounting and Financial Disclosure	135
Item 9A. Controls and Procedures	135
Item 9B. Other Information	136
Part III.	
Item 10. Directors, Executive Officers and Corporate Governance	136
Item 11. Executive Compensation	136
Item 12. Security Ownership of Certain Beneficial Owners and Management and Related Stockholder Matters	136
Item 13. Certain Relationships and Related Transactions, and Director Independence	137
Item 14. Principal Accounting Fees and Services	137
Part IV.	
Item 15. Exhibits, Financial Statement Schedules	138
Signatures	147

As used in this Annual Report, references to “we,” “our” or “us” refer to ONEOK, Inc., an Oklahoma corporation, and its predecessors and subsidiaries, including ONEOK Partners and its subsidiaries, unless the context indicates otherwise.

GLOSSARY

The abbreviations, acronyms and industry terminology used in this Annual Report are defined as follows:

AFUDC	Allowance for funds used during construction
Annual Report	Annual Report on Form 10-K for the year ended December 31, 2014
ASU	Accounting Standards Update
Bbl	Barrels, 1 barrel is equivalent to 42 United States gallons
Bbl/d	Barrels per day
BBtu/d	Billion British thermal units per day
Bcf	Billion cubic feet
Bcf/d	Billion cubic feet per day
CFTC	Commodities Futures Trading Commission
Clean Air Act	Federal Clean Air Act, as amended
Clean Water Act	Federal Water Pollution Control Act Amendments of 1972, as amended
DOT	United States Department of Transportation
EBITDA	Earnings before interest expense, income taxes, depreciation and amortization
EPA	United States Environmental Protection Agency
Exchange Act	Securities Exchange Act of 1934, as amended
FASB	Financial Accounting Standards Board
FERC	Federal Energy Regulatory Commission
GAAP	Accounting principles generally accepted in the United States of America
Intermediate Partnership	ONEOK Partners Intermediate Limited Partnership, a wholly owned subsidiary of ONEOK Partners, L.P.
IRS	Internal Revenue Service
KCC	Kansas Corporation Commission
LIBOR	London Interbank Offered Rate
MBbl	Thousand barrels
MBbl/d	Thousand barrels per day
MDth/d	Thousand dekatherms per day
MMBbl	Million barrels
MMBtu	Million British thermal units
MMBtu/d	Million British thermal units per day
MMcf/d	Million cubic feet per day
Moody's	Moody's Investors Service, Inc.
Natural Gas Act	Natural Gas Act of 1938, as amended
Natural Gas Policy Act	Natural Gas Policy Act of 1978, as amended
NGL products	Marketable natural gas liquid purity products, such as ethane, ethane/propane mix, propane, iso-butane, normal butane and natural gasoline
NGL(s)	Natural gas liquid(s)
NYMEX	New York Mercantile Exchange
NYSE	New York Stock Exchange
OCC	Oklahoma Corporation Commission
ONE Gas	ONE Gas, Inc.
ONE Gas Credit Agreement	ONE Gas' \$700 million revolving credit agreement dated December 20, 2013, and effective as of January 31, 2014
ONEOK	ONEOK, Inc.
ONEOK Credit Agreement	ONEOK's \$300 million amended and restated revolving credit agreement effective as of January 31, 2014
ONEOK Partners	ONEOK Partners, L.P.
ONEOK Partners Credit Agreement	ONEOK Partners' \$1.7 billion amended and restated revolving credit agreement effective as of January 31, 2014
ONEOK Partners GP	ONEOK Partners GP, L.L.C., a wholly owned subsidiary of ONEOK and the sole general partner of ONEOK Partners
OPIS	Oil Price Information Service
OSHA	Occupational Safety and Health Administration

PHMSA	United States Department of Transportation Pipeline and Hazardous Materials Safety Administration
POP	Percent of Proceeds
Quarterly Report(s)	Quarterly Report(s) on Form 10-Q
RRC	Railroad Commission of Texas
S&P	Standard & Poor's Rating Services
SCOOP	South Central Oklahoma Oil Province
SEC	Securities and Exchange Commission
Securities Act	Securities Act of 1933, as amended
TransCanada	TransCanada Corporation
WTI	West Texas Intermediate
West Texas LPG	The West Texas LPG Pipeline Limited Partnership and the Mesquite Pipeline
XBRL	eXtensible Business Reporting Language

The statements in this Annual Report that are not historical information, including statements concerning plans and objectives of management for future operations, economic performance or related assumptions, are forward-looking statements. Forward-looking statements may include words such as "anticipate," "estimate," "expect," "project," "intend," "plan," "believe," "should," "goal," "forecast," "guidance," "could," "may," "continue," "might," "potential," "scheduled" and other words and terms of similar meaning. Although we believe that our expectations regarding future events are based on reasonable assumptions, we can give no assurance that such expectations and assumptions will be achieved. Important factors that could cause actual results to differ materially from those in the forward-looking statements are described under Part I, Item 1A, "Risk Factors," and Part II, Item 7, Management's Discussion and Analysis of Financial Condition and Results of Operations and "Forward-Looking Statements," in this Annual Report.

PART I

ITEM 1. BUSINESS

GENERAL

We are a corporation incorporated under the laws of the state of Oklahoma, and our common stock is listed on the NYSE under the trading symbol “OKE.” We are the sole general partner and, as of December 31, 2014, owned 37.8 percent of ONEOK Partners (NYSE: OKS), one of the largest publicly traded master limited partnerships. Our goal is to provide management and resources to ONEOK Partners, enabling it to execute its growth strategies and allowing us to grow our dividend. ONEOK Partners applies its core capabilities of gathering, processing, fractionating, transporting, storing and marketing natural gas and NGLs through the rebundling of services across the energy value chains, primarily through vertical integration, to provide its customers with premium services at lower costs. ONEOK Partners is a leader in the gathering, processing, storage and transportation of natural gas in the United States. In addition, ONEOK Partners owns one of the nation’s premier natural gas liquids systems, connecting NGL supply in the Mid-Continent, Permian and Rocky Mountain regions with key market centers.

Separation of Natural Gas Distribution Business - In January 2014, our board of directors unanimously approved the separation of our former natural gas distribution business into a stand-alone publicly traded company, ONE Gas (NYSE: OGS), which was completed on January 31, 2014. ONEOK shareholders of record at the close of business on January 21, 2014, retained their current shares of ONEOK stock and received one share of ONE Gas stock for every four shares of ONEOK stock owned in a transaction that was tax-free to ONEOK and its shareholders. In connection with the separation, we received a cash payment of approximately \$1.13 billion from ONE Gas and utilized the proceeds to repay outstanding commercial paper and approximately \$550 million of long-term debt.

Wind Down of Energy Services - We completed the wind down of our former energy services business on March 31, 2014. See additional discussion in the Note B to the Consolidated Financial Statements included in this Annual Report.

EXECUTIVE SUMMARY

Commodity Price Environment - The global demand for crude oil has continued to increase, but significantly higher supply has led to a dramatic fall in crude oil prices. Commodity prices declined sharply in the fourth quarter 2014 and continued to decline into early 2015. WTI crude oil prices declined to less than \$50.00 per barrel in early 2015, compared with approximately \$90.00 per barrel in September 2014. NYMEX natural gas prices also declined to approximately \$3.00 per MMBtu in early 2015, compared with prices in excess of \$4.00 per MMBtu in September 2014. The decline in crude oil prices has also contributed to lower NGL product prices and narrow NGL product price differentials.

We expect lower commodity prices to persist throughout 2015. In response, producer capital investment for crude oil and natural gas exploration is expected to decrease, and declines in crude oil and natural gas production and reduced drilling activity are expected to slow crude oil, natural gas and NGL supply growth. We expect crude oil and natural gas producers to focus capital spending and drilling activities on core locations that are most economical to develop.

We also expect narrow NGL price differentials with periods of volatility for certain NGL products between the Conway, Kansas, and Mont Belvieu, Texas, market centers to persist as new fractionators and pipelines from the various NGL-rich shale areas throughout the country, including ONEOK Partners’ growth projects discussed below, continue to add supply to the market.

In the future, we expect commodities prices to recover; however, the timing of this recovery is uncertain. We do not expect commodities prices to return in the near term to the levels experienced in the first half of 2014.

The lower commodity price environment is expected to have an adverse impact on our and ONEOK Partners’ financial results in 2015. ONEOK Partners is responding by aligning its operating costs and capital-growth projects with the needs of crude oil and natural gas producers, which includes suspending, reducing or eliminating certain capital-growth projects; limiting increases of distributions to its partners, including us; and negotiating various contract enhancements. These actions are expected to impact our financial results and cash distributions received from ONEOK Partners in 2015.

Supply - Because crude oil and natural gas producers received higher market prices on a heating-value basis for crude oil and NGLs compared with natural gas, many producers in North America focused their drilling activity in NGL-rich shale areas throughout the country that produce crude oil and NGL-rich natural gas rather than areas that produce dry natural gas. This resulted in crude oil, natural gas and NGL production increasing at a rate faster than demand.

The recent decline in crude oil, natural gas and NGL prices, along with announced reductions in producer drilling activities, are expected to slow supply growth in the United States in 2015. However, we continue to expect demand for midstream infrastructure development to be driven by producers who need to connect production with end-use markets where current infrastructure is insufficient or nonexistent.

The significant drilling activity in the Williston Basin has caused natural gas production to exceed the capacity of existing natural gas gathering and processing infrastructure, which results in the flaring of natural gas (the controlled burning of natural gas at the wellhead) by producers. We expect ONEOK Partners' natural gas gathered and processed volumes in the Williston Basin to continue to grow in 2015, despite expected reductions in producer drilling activity. We expect ONEOK Partners to capture a substantial amount of natural gas currently being flared by producers and production from wells that have been drilled but not yet completed or connected to its system. We expect additional volume from new wells focused in core areas, which typically produce at higher initial production rates compared with noncore areas. We also expect supply growth to continue in 2016 and 2017, although not as rapidly as growth experienced in 2014.

Due to success in extracting NGLs, ethane production has increased more rapidly than the petrochemical industry's current demand for ethane. We believe similar market conditions may generally persist until ethylene producers increase their capacity, with the largest number of additions expected to be completed over the next two to four years, to consume additional ethane feedstock volumes through plant modifications and expansions, and the completion of announced new world-scale ethylene production capacity. As a result, natural gas processors continue to limit the recovery of the ethane component of the natural gas stream, also known as ethane rejection. Instead, natural gas processors leave much of the ethane component in the natural gas stream sold at the tailgate of natural gas processing plants. Low or unprofitable price differentials between ethane and natural gas resulted in ethane rejection at most of ONEOK Partners' natural gas processing plants and most of its customers' natural gas processing plants connected to its natural gas liquids gathering system in the Mid-Continent and Rocky Mountain regions during 2013 and 2014, which reduced natural gas liquids volumes gathered, fractionated and transported in the Natural Gas Liquids segment and our and ONEOK Partners' results of operations.

We expect ethane rejection to persist until new world-scale ethylene production capacity begins coming on line, which we anticipate to occur in 2017 and is expected to increase ethane demand. Ethane rejection is expected to continue to have a significant impact on our financial results through 2017. However, the Natural Gas Liquids segment's integrated assets enable it to mitigate partially the impact of ethane rejection through minimum volume commitments and its ability to utilize the transportation capacity made available due to ethane rejection to capture additional NGL location price differentials in its optimization activities. See additional discussion in the "Financial Results and Operating Information" section.

Growth Projects - In response to increased production of crude oil, natural gas and NGLs, and higher demand for NGL products, ONEOK Partners completed approximately \$5.9 billion in growth projects and acquisitions from 2010 through 2014 and has approximately \$2.1 billion to \$3.0 billion of projects in various stages of construction, including approximately \$2.2 billion in new projects and acquisitions announced in 2014, to meet the needs of natural gas producers and processors, as well as enhance its natural gas liquids fractionation, distribution and storage infrastructure in the Gulf Coast region. This infrastructure also will enhance the distribution of NGL products to meet the increasing petrochemical industry and NGL export demand. ONEOK Partners is responding to changes in producer drilling activity by suspending capital expenditures of several projects. ONEOK Partners expects to resume its suspended capital-growth projects as soon as market conditions improve. When completed, ONEOK Partners expects these projects to increase volumes in its businesses and generate additional earnings and cash flows, particularly from fee-based revenues in the Natural Gas Liquids segment, while also increasing commodity price sensitivity in the Natural Gas Gathering and Processing segment. If the current commodity price environment persists for a prolonged period, it may further impact the timing or demand for additional infrastructure projects or growth opportunities in the future.

Liquidity - During 2014, we relied primarily on distributions from ONEOK Partners to fund our short-term liquidity and capital requirements. Our cash flow sources and requirements changed significantly following the separation of our former natural gas distribution business and the wind down of our former energy services business. Our primary source of cash inflows are distributions from ONEOK Partners, and our primary cash outflows are dividends to our shareholders. We also have access to our \$300 million ONEOK Credit Agreement, which we amended in January 2014, extending its maturity to January 2019. We do not expect any principal debt-service requirements until our next long-term debt maturity in 2022.

ONEOK Partners anticipates that its cash flows generated from operations, existing capital resources and ability to obtain financing will enable it to maintain its current and planned levels of operations. ONEOK Partners relies heavily on capital markets to finance its capital-growth projects. Its ability to continue to access capital markets for debt and equity financing under reasonable terms depends on its financial condition, credit ratings and market conditions. ONEOK Partners expects to

fund its future capital expenditures with short- and long-term debt, the issuance of equity and operating cash flows. The recent decline in commodity prices has contributed to a decrease in ONEOK Partners' unit price. While lower commodity prices and industry uncertainty may continue to increase its debt and equity financing costs, ONEOK Partners expects to have sufficient liquidity to finance its announced capital-growth projects.

During 2014, we paid cash dividends of \$2.125 per share, an increase of approximately 44 percent from the \$1.48 per share paid during 2013. In January 2015, we declared a dividend of \$0.605 per share (\$2.42 per share on an annualized basis), an increase of approximately 51 percent from the \$0.40 declared in January 2014.

In December 2013, ONEOK Partners amended and restated its credit agreement, effective January 31, 2014, to increase the capacity of the facility to \$1.7 billion from \$1.2 billion and extended the maturity to January 2019. In February 2015, ONEOK Partners notified its lenders of its intent to exercise its option to increase the capacity of the facility to \$2.4 billion by increased commitments from existing lenders and/or commitments from one or more new lenders, which is pending lenders' approval. The facility is available to provide liquidity for working capital, capital expenditures and other general partnership purposes.

During 2014, ONEOK Partners paid cash distributions to its limited partners of \$3.01 per unit, an increase of approximately 5 percent compared with the \$2.87 per unit paid during 2013. In January 2015, ONEOK Partners GP declared a cash distribution to ONEOK Partners' limited partners of \$0.79 per unit (\$3.16 per unit on an annualized basis) for the fourth quarter 2014, an increase of approximately 8 percent compared with the \$0.73 declared in January 2014.

In 2014, ONEOK Partners issued approximately 21.8 million common units through an underwritten public offering and its "at-the-market" equity program, generating net proceeds of approximately \$1.1 billion, including ONEOK Partners GP's contribution to maintain its 2 percent general partner interest in ONEOK Partners. ONEOK Partners utilized proceeds from these equity issuances, cash from operations and short-term borrowings under its commercial paper program to meet its short-term liquidity needs, repay amounts outstanding under its commercial paper program, fund its capital projects and acquisitions and for general partnership purposes.

See Item 7, Management's Discussion and Analysis of Financial Condition and Results of Operation, for more information on our growth projects, results of operations, liquidity and capital resources.

BUSINESS STRATEGY

Our primary business strategy is to maximize dividend payout while maintaining prudent financial strength and flexibility, with a focus on safe, reliable and environmentally responsible operations for our customers, employees, contractors and the public through the following:

- Provide reliable energy and energy-related services in a safe and environmentally responsible manner to our stakeholders through our ownership in ONEOK Partners - environmental, safety and health issues continue to be a primary focus for us, and our emphasis on personal and process safety has produced improvements in the key indicators we track. We also continue to look for ways to reduce our environmental impact by conserving resources and utilizing more efficient technologies;
- Maximize dividend payout while maintaining prudent financial strength and flexibility - during 2014, cash dividends paid per share increased 44 percent compared with the prior year. During 2014, ONEOK Partners' cash distributions increased by 14 cents per unit, an increase of approximately 5 percent compared with 2013. ONEOK Partners announced new capital projects and acquisitions of \$2.2 billion, increasing its total growth program, which began in 2010, to approximately \$8.0 billion to \$8.9 billion. These projects are expected to meet the needs of NGL and natural gas producers in the Williston Basin and NGL-rich areas of the Powder River Basin in the Rocky Mountain region; the Cana-Woodford Shale, Springer Shale, Stack and SCOOP areas in Oklahoma, and the Permian Basin in Texas and New Mexico; and provide additional natural gas liquids infrastructure in the Mid-Continent and Gulf Coast areas, which will enhance the distribution of NGL products to meet the increasing petrochemical industry and NGL export demand. When completed, these projects are anticipated to provide additional earnings and cash flows. Our strategy is to distribute the majority of our cash flows in excess of debt service, income taxes and other operating needs in the form of dividends. ONEOK Partners' balance sheet remains strong, and ONEOK Partners will seek to maintain investment-grade credit ratings; and
- Attract, select, develop and retain a diverse group of employees to support strategy execution - we continue to execute on our recruiting strategy that targets professional and field personnel in our operating areas. We also continue to focus on employee development efforts with our current employees and monitor our benefits and compensation package to remain competitive.

NARRATIVE DESCRIPTION OF BUSINESS

At December 31, 2014, we report operations in the following business segments:

- Natural Gas Gathering and Processing;
- Natural Gas Liquids; and
- Natural Gas Pipelines.

Natural Gas Gathering and Processing

Overview - The Natural Gas Gathering and Processing segment provides nondiscretionary services to producers that include gathering and processing of natural gas produced from crude oil and natural gas wells. Unprocessed natural gas is compressed and gathered through pipelines and transported to processing facilities where volumes are aggregated, treated and processed to remove water vapor, solids and other contaminants and to extract NGLs in order to provide marketable natural gas, commonly referred to as residue gas. The residue gas, which consists primarily of methane, is compressed and delivered to natural gas pipelines for transportation to end users. When the NGLs are separated from the unprocessed natural gas at the processing plants, the NGLs are in the form of a mixed, unfractionated NGL stream that is delivered to natural gas liquids gathering pipelines for transportation to natural gas liquids fractionators.

This segment gathers and processes natural gas in the Mid-Continent region, which includes the NGL-rich Cana-Woodford Shale, Woodford Shale, Stack, SCOOP, Springer Shale and the Mississippian Lime formation of Oklahoma and Kansas, and the Hugoton and Central Kansas Uplift Basins of Kansas. It also gathers and/or processes natural gas in two producing basins in the Rocky Mountain region: the Williston Basin, which spans portions of Montana and North Dakota, and includes the oil-producing, NGL-rich Bakken Shale and Three Forks formations; and the Powder River Basin of Wyoming, which includes the NGL-rich Frontier, Turner, Sussex, and Niobrara Shale formations. Coal-bed methane, or dry natural gas, in the Powder River Basin does not require processing or NGL extraction in order to be marketable; dry natural gas is gathered, compressed and delivered into a downstream pipeline or marketed for a fee.

The significant growth in the development of crude oil and NGL-rich natural gas in the Williston Basin has caused natural gas production to exceed the capacity of existing natural gas gathering and processing infrastructure, which results in the flaring of natural gas (the controlled burning of natural gas at the wellhead) by producers. In July 2014, the North Dakota Industrial Commission approved a policy designed to limit flaring at existing and future crude oil wells in the Williston Basin. The policy establishes crude oil production limits that will take effect if a producer fails to meet requirements to capture natural gas at the wellhead. ONEOK Partners is constructing additional natural gas gathering pipelines, compression and processing plants, and natural gas liquids pipeline capacity that are expected to help alleviate capacity constraints. We expect ONEOK Partners' natural gas gathered and processed volumes in the Williston Basin to continue to grow in 2015, despite expected reductions in producer drilling activity, as it captures natural gas currently being flared by producers and natural gas produced with new drilling focused in core areas, which typically produce at higher initial production rates compared with noncore areas.

Revenues for this segment are derived primarily from commodity and fee-based contracts. ONEOK Partners generally gathers and processes natural gas under the following types of contracts:

- POP with fee - ONEOK Partners retains a percentage of the proceeds from the sale of residue gas, condensate and/or NGLs, and charges fees for gathering, treating, compressing and/or processing the producer's natural gas. POP with fee contracts expose ONEOK Partners to commodity price risk. This type of contract represented approximately 87 percent and 85 percent of contracted volumes in this segment for 2014 and 2013, respectively. There are a variety of factors that directly affect ONEOK Partners' POP revenues, including:
 - the natural gas, crude oil and NGL prices received for its retained products;
 - the percentage of NGL, condensate and residue natural gas sales proceeds retained by ONEOK Partners that it receives as payment for the services it provides;
 - the composition of the NGLs produced;
 - volume produced that affects its fee revenue; and
 - transportation and fractionation costs incurred on the NGLs, condensate and natural gas it retains.
- Fee - ONEOK Partners is paid a fee for the services it provides, based on volumes gathered, processed, treated and/or compressed. ONEOK Partners' fee-based contracts represented approximately 13 percent and 15 percent of contracted volumes in this segment for 2014 and 2013, respectively.

We expect ONEOK Partners' capital projects will continue to generate additional revenues, earnings and cash flows as they are completed. ONEOK Partners' natural gas liquids and natural gas commodity price sensitivity within this segment may increase in the future as its capital projects are completed and volumes increase under POP contracts with a fee-based component with

its customers. ONEOK Partners uses commodity derivative instruments and physical-forward contracts to reduce its near-term sensitivity to fluctuations in the natural gas, crude oil and NGL prices received for its share of volumes. ONEOK Partners continues to seek opportunities to convert certain of its POP contracts to fee-based contracts or increase the fee component in its POP contracts.

Unconsolidated Affiliates - The Natural Gas Gathering and Processing segment includes the following unconsolidated affiliates:

- 49 percent ownership interest in Bighorn Gas Gathering, which operates a major coal-bed methane gas gathering system serving a broad production area in northeast Wyoming;
- 37 percent ownership interest in Fort Union Gas Gathering, which gathers coal-bed methane gas produced in the Powder River Basin and delivers it into the interstate pipeline grid;
- 35 percent ownership interest in Lost Creek Gathering Company, which gathers natural gas produced from conventional wells in the Wind River Basin of central Wyoming and delivers natural gas into the interstate pipeline grid; and
- 10 percent ownership interest in Venice Energy Services Co., a natural gas processing complex near Venice, Louisiana.

See Note P of the Notes to Consolidated Financial Statements in this Annual Report for additional discussion of ONEOK Partners' unconsolidated affiliates.

Market Conditions and Seasonality - Supply - Natural gas supply is affected by producer drilling activity, which is sensitive to commodity prices, drilling rig availability, exploration success, operating capability, access to capital and regulatory control. In recent years, higher crude oil prices and advances in horizontal drilling and completion technology have had a positive impact on drilling activity, which has provided an offset to the less favorable supply projections in some of the conventional resource areas. However, the recent decrease in crude oil prices has resulted in a decline in drilling activity in the shale formations, and further reductions are expected in 2015.

Extreme weather conditions can impact the volumes of natural gas gathered and processed and NGL volumes gathered, transported and fractionated. Freeze-offs are a phenomenon where water produced from natural gas freezes at the wellhead or within the gathering system. This causes a temporary interruption in the flow of natural gas. This is more prevalent in the Rocky Mountain region where temperatures tend to be colder than in the Mid-Continent region but can occur throughout ONEOK Partners' systems. All of the operations may be affected by other weather conditions that may cause a loss of electricity or prevent access to certain locations that affect a producer's ability to complete wells or ONEOK Partners' ability to connect these wells to its systems.

In the Rocky Mountain region, Williston Basin natural gas volumes continued to grow in 2014 as new well connections to ONEOK Partners' system from drilling completions increased, driven primarily by producer development of Bakken Shale crude oil wells, which also produce associated natural gas containing significant quantities of NGLs. We expect a reduction in well connections in 2015, compared with 2014, due to lower commodity prices and reduced drilling activity. We do not expect the decrease in drilling activities to impact materially ONEOK Partners' volume growth in 2015 due to the significant amount of natural gas currently being flared by producers and new production requiring connection to its gathering and processing system. If current crude oil prices persist beyond 2015, volume growth in this region could slow further or possibly decline. We expect slower volume growth in the NGL-rich Niobrara Shale area of the Powder River Basin in the current commodity price environment. Additionally, ONEOK Partners has seen declines in natural gas volumes gathered in portions of the Powder River Basin that produce dry gas from coal-bed methane areas. We expect the energy commodity price environment to remain depressed for at least the near term, which has caused producers to announce plans for reduced drilling for crude oil and natural gas, which we expect will slow volume growth or reduce volumes of natural gas and NGLs delivered to systems owned by ONEOK Partners' equity method investments. If the current energy commodity price environment persists for a prolonged period or further declines, it could result in additional impairments of ONEOK Partners' equity method investments.

In the Mid-Continent region, ONEOK Partners has significant natural gas gathering and processing assets in Oklahoma and Kansas. During 2015, we expect drilling activity in the Cana-Woodford Shale, Woodford Shale, Stack and SCOOP areas in Oklahoma to offset partially the volumetric declines from existing wells that supply ONEOK Partners' natural gas gathering and processing facilities. If the current energy commodity price environment persists for a prolonged period or declines further, ONEOK Partners' natural gas gathered and processed volumes for this region may further decline.

Demand - Demand for natural gas gathering and processing services is aligned typically with the production of natural gas from natural gas resource areas or the associated natural gas from wells drilled in crude oil resource areas. Gathering and processing are nondiscretionary services that producers require to market their natural gas and NGL production. Due to the recent decline

in crude oil prices, we expect producer capital investment to decrease, which combined with decline rates and lower drilling activity is expected to slow crude oil, natural gas and NGL supply growth. This may result in decreased demand for ONEOK Partners' gathering and processing services if there is not sufficient natural gas production from new drilling activity to offset the natural decline in production volumes.

Commodity Prices - Crude oil, natural gas and NGL prices historically have been volatile and may be subject to significant fluctuations in the future as market conditions change. For example, WTI crude oil prices declined to less than \$50.00 per barrel in early 2015, compared with approximately \$90.00 per barrel in September 2014. NYMEX natural gas prices also declined to approximately \$3.00 per MMBtu in early 2015, compared with prices in excess of \$4.00 per MMBtu in September 2014. The decline in crude oil prices has also contributed to lower NGL product prices and narrow NGL product price differentials.

ONEOK Partners is exposed to commodity price risk and the cost of NGL transportation to various market locations as a result of receiving commodities through its POP contracts in exchange for its services. ONEOK Partners uses commodity derivative financial instruments and physical-forward contracts to reduce the near-term impact of price fluctuations related to natural gas, NGLs and condensate.

The price differential between the typically higher valued NGL products and the value of natural gas, particularly the price differential between ethane and natural gas, may influence the volume of NGLs recovered from natural gas processing plants. When economic conditions warrant, natural gas processors may elect to reduce the recovery of the ethane component of the natural gas stream, also known as ethane rejection, and instead leave much of the ethane component in the natural gas stream sold at the tailgate of natural gas processing plants. ONEOK Partners' natural gas processing plant operations can be adjusted to respond to market conditions, such as demand for ethane. By changing operating parameters at certain plants, ONEOK Partners can reduce the amount of ethane recovered if the price differential is unfavorable.

Seasonality - Certain products of this segment are subject to weather-related seasonal demand. Cold temperatures typically increase demand for natural gas and propane, which are used to heat homes and businesses. Warm temperatures typically drive demand for natural gas used for natural gas-fired electric generation needed to meet the demand required to cool residential and commercial properties. Demand for butanes and natural gasoline, which are used primarily by the refining industry as blending stocks for motor fuel, also may be subject to some variability as automotive travel increases and seasonal gasoline formulation standards are implemented. During periods of peak demand for a certain commodity, prices for that product typically increase.

Competition - The natural gas gathering and processing business remains relatively fragmented despite significant consolidation in the industry. ONEOK Partners competes for natural gas supplies with major integrated oil companies, independent exploration and production companies that have gathering and processing assets, pipeline companies and their affiliated marketing companies, national and local natural gas gatherers and processors, and marketers in the Mid-Continent and Rocky Mountain regions. The factors that typically affect ONEOK Partners' ability to compete for natural gas supplies are:

- quality of services provided;
- producer drilling activity;
- products retained and/or fees charged under its gathering and processing contracts;
- location of its gathering systems relative to those of its competitors;
- location of its gathering systems relative to drilling activity;
- operating pressures maintained on its gathering systems;
- efficiency and reliability of its operations;
- delivery capabilities for natural gas and natural gas liquids that exist in each system and plant location; and
- cost of capital.

Competition for natural gas gathering and processing services continues to increase as new infrastructure projects are completed to address increased production from shale and other resource areas. In response to these changing industry conditions, ONEOK Partners is evaluating opportunities to increase earnings and cash flows, and reduce risk by:

- investing capital to construct and expand its assets;
- improving natural gas processing efficiency;
- reducing operating costs;
- consolidating assets;
- decreasing commodity price exposure; and
- renegotiating low-margin contracts.

Government Regulation - The FERC traditionally has maintained that a natural gas processing plant is not a facility for the transportation or sale for resale of natural gas in interstate commerce and, therefore, is not subject to jurisdiction under the Natural Gas Act. Although the FERC has made no specific declaration as to the jurisdictional status of ONEOK Partners' natural gas processing operations or facilities, its natural gas processing plants are primarily involved in extracting NGLs and, therefore, are exempt from FERC jurisdiction. The Natural Gas Act also exempts natural gas gathering facilities from the jurisdiction of the FERC. ONEOK Partners believes its natural gas gathering facilities and operations meet the criteria used by the FERC for nonjurisdictional natural gas gathering facility status. Interstate transmission facilities remain subject to FERC jurisdiction. The FERC has historically distinguished between these two types of facilities, either interstate or intrastate, on a fact-specific basis. ONEOK Partners transports residue natural gas from its natural gas processing plants to interstate pipelines in accordance with Section 311(a) of the Natural Gas Policy Act.

Oklahoma, Kansas, Wyoming, Montana and North Dakota also have statutes regulating, to various degrees, the gathering of natural gas in those states. In each state, regulation is applied on a case-by-case basis if a complaint is filed against the gatherer with the appropriate state regulatory agency.

See further discussion in the "Regulatory, Environmental and Safety Matters" section.

Natural Gas Liquids

Overview - The Natural Gas Liquids segment owns and operates facilities that gather, fractionate, treat and distribute NGLs and store NGL products, primarily in Oklahoma, Kansas, Texas, New Mexico and the Rocky Mountain region where it provides nondiscretionary services to producers of NGLs. It owns or has an ownership interest in FERC-regulated natural gas liquids gathering and distribution pipelines in Oklahoma, Kansas, Texas, New Mexico, Montana, North Dakota, Wyoming and Colorado, and terminal and storage facilities in Missouri, Nebraska, Iowa and Illinois. ONEOK Partners also owns FERC-regulated natural gas liquids distribution and refined petroleum products pipelines in Kansas, Missouri, Nebraska, Iowa, Illinois and Indiana that connect its Mid-Continent assets with Midwest markets, including Chicago, Illinois. The majority of the pipeline-connected natural gas processing plants in Oklahoma, Kansas and the Texas Panhandle, which extract unfractionated NGLs from unprocessed natural gas, are connected to its gathering systems. ONEOK Partners owns and operates truck- and rail-loading and -unloading facilities that connect with its natural gas liquids fractionation and pipeline assets. In April 2013, ONEOK Partners began transporting unfractionated NGLs from natural gas processing plants in the Williston Basin on its Bakken NGL Pipeline. These unfractionated NGLs previously were transported by rail to its Mid-Continent natural gas liquids fractionation facilities. ONEOK Partners continues to use its rail-terminal facilities in its NGL marketing activities. In November 2014, ONEOK Partners began transporting unfractionated NGLs from natural gas processing plants in the Permian Basin after completion of the West Texas LPG acquisition.

Most natural gas produced at the wellhead contains a mixture of NGL components, such as ethane, propane, iso-butane, normal butane and natural gasoline. The NGLs that are separated from the natural gas stream at the natural gas processing plants remain in a mixed, unfractionated form until they are gathered, primarily by pipeline, and delivered to fractionators where the NGLs are separated into NGL products. These NGL products are then stored or distributed to ONEOK Partners' customers, such as petrochemical manufacturers, heating fuel users, ethanol producers, refineries and propane distributors. The Natural Gas Liquids segment also purchases NGLs and condensate from third parties, as well as from the Natural Gas Gathering and Processing segment.

Revenues for the Natural Gas Liquids segment are derived primarily from nondiscretionary fee-based services that ONEOK Partners provides to its customers and from the physical optimization of its assets. The segment's fee-based services have increased due primarily to new supply connections; expansion of existing connections; its previously completed capital projects, including the Bakken NGL Pipeline and Sterling III Pipeline; the West Texas LPG acquisition; and expansion of its NGL fractionation capacity, including the completion of its MB-2 and MB-3 fractionators. The segment's sources of revenue are categorized as exchange services, optimization and marketing, pipeline transportation, and isomerization and storage, which are defined as follows:

- ONEOK Partners' exchange-services activities utilize its assets to gather, fractionate and/or treat unfractionated NGLs for a fee, thereby converting them into marketable NGL products that are stored and shipped to a market center or customer-designated location. Many of these exchange volumes are under contracts with minimum volume commitments.
- ONEOK Partners' optimization and marketing activities utilize its assets, contract portfolio and market knowledge to capture location, product and seasonal price differentials. It transports NGL products between Conway, Kansas, and Mont Belvieu, Texas, to capture the location price differentials between the two market centers. Its natural gas liquids

storage facilities are also utilized to capture seasonal price variances. A growing portion of its marketing activities serves truck and rail markets.

- ONEOK Partners' pipeline transportation services transport unfractionated NGLs, NGL products and refined petroleum products, primarily under FERC-regulated tariffs. Tariffs specify the maximum rates it charges customers and the general terms and conditions for NGL transportation service on its pipelines.
- ONEOK Partners' isomerization activities capture the price differential when normal butane is converted into the more valuable iso-butane at its isomerization unit in Conway, Kansas. Iso-butane is used in the refining industry to increase the octane of motor gasoline.
- ONEOK Partners' storage activities consist primarily of fee-based NGL storage services at its Mid-Continent and Gulf Coast storage facilities.

Since late 2012, NGL location price differentials have generally remained narrow between the Mid-Continent and Gulf Coast market centers. We expect these narrow NGL price differentials, with periods of volatility for certain NGL products, to continue as new fractionators and pipelines, including its growth projects discussed below, have alleviated constraints between the Conway, Kansas, and Mont Belvieu, Texas, natural gas liquids market centers. In addition, new natural gas liquids pipeline projects constructed by third parties are expected to bring incremental NGL supply from the Rocky Mountain, Marcellus and Utica regions to the Mont Belvieu, Texas, market center that may affect NGL prices, as well as compete with or displace NGL supply volumes from the Mid-Continent and Rocky Mountain regions where its assets are located. The Natural Gas Liquids segment's capital-growth projects are supported by fee-based contractual commitments that it expects will fill much of its optimization capacity used historically to capture NGL location price differentials between the two market centers.

Market Conditions and Seasonality - Supply - Supply for the Natural Gas Liquids segment depends on the pace of crude oil and natural gas drilling activity by producers, the decline rate of existing production and the NGL content of the natural gas that is produced and processed. Throughout 2014, domestic supplies of natural gas, natural gas liquids and crude oil continued to increase from drilling activities focused in crude oil and NGL-rich resource areas. North American crude oil, natural gas and NGL production continued to increase at a faster rate than demand, primarily as a result of increased production from nonconventional resource areas such as shale areas. However, the recent decline in crude oil, natural gas and NGL prices along with announced reductions in producer drilling activities are expected to slow supply growth in the United States in 2015. We expect the overall supply of NGLs, as well as demand for its fee-based services, to continue to increase in early 2015 as existing drilling activities are completed. Many new natural gas processing plants are being constructed in North Dakota, Wyoming, Oklahoma, West Texas and New Mexico to process NGL-rich natural gas being produced in the Williston Basin, Bakken Shale, Niobrara Shale, Powder River Basin, Cana-Woodford Shale, Woodford Shale, SCOOP, Granite Wash, Permian Basin, Barnett Shale and Mississippian Lime areas. The unfractionated NGLs that the segment transports are gathered primarily from natural gas processing plants in Oklahoma, Kansas, Texas, New Mexico and the Rocky Mountain region. Its fractionation operations receive NGLs from a variety of processors and pipelines, including its affiliates, located in these regions.

The Natural Gas Liquids segment also is affected by operational or market-driven changes that affect the output of natural gas processing plants to which ONEOK Partners is connected. The price differential between the typically higher valued NGL products and the value of natural gas, particularly the price differential between ethane and natural gas, has influenced the volume of ethane natural gas processing plants make available to be gathered in the Natural Gas Liquids segment. The recent economic conditions caused certain natural gas processors to reduce the recovery of the ethane component of the natural gas stream, also known as ethane rejection, and instead leave much of the ethane component in the natural gas stream sold at the tailgate of natural gas processing plants. Price differentials between ethane and natural gas resulted in ethane rejection at most of ONEOK Partners' natural gas processing plants and its customers' natural gas processing plants connected to its natural gas liquids gathering system in the Mid-Continent and Rocky Mountain regions during 2013 and 2014, which reduced natural gas liquids volumes gathered, fractionated and transported in the Natural Gas Liquids segment and its results of operations.

We expect ethane rejection to persist until new world-scale ethylene production capacity, which is anticipated to begin coming on line in 2017, significantly increases ethane demand. Ethane rejection is expected to continue to have a significant impact on our and ONEOK Partners' financial results through 2017. However, the Natural Gas Liquids segment's integrated assets enable it to mitigate partially the impact of ethane rejection through minimum volume commitments and its ability to utilize the transportation capacity made available due to ethane rejection to capture additional NGL location price differentials in its optimization activities. See additional discussion in the "Financial Results and Operating Information" section in the Natural Gas Liquids segment.

Natural gas, natural gas liquids and crude oil transportation constraints may also impact the output of natural gas processing plants in total or for specific NGL products. These constraints are currently being alleviated by the addition of new

infrastructure and the projected slower growth in crude oil and natural gas production resulting from the recent decrease in prices.

Demand - Demand for NGLs and the ability of natural gas processors to successfully and economically sustain their operations affect the volume of unfractionated NGLs produced by natural gas processing plants, thereby affecting the demand for NGL gathering, fractionation and distribution services. Natural gas and propane are subject to weather-related seasonal demand. Other NGL products are affected by economic conditions and the demand associated with the various industries that utilize the commodity, such as butanes and natural gasoline used by the refining industry as blending stocks for motor fuel, denaturant for ethanol and diluents for crude oil. Ethane, propane, normal butane and natural gasoline are used by the petrochemical industry to produce chemical products, such as plastic, rubber and synthetic fibers. Several petrochemical companies announced new plants, plant expansions, additions or enhancements that improve the light-NGL feed capability of their facilities due primarily to the increased supply and attractive price of ethane, compared with crude oil-based alternatives, as a petrochemical feedstock in the United States. The demand is expected to increase significantly in two to four years when the new petrochemical plants are expected to be completed. We do not expect the recent decline in crude oil, natural gas and natural gas liquids prices to impact the construction of new plants, plant expansions, additions or enhancements at petrochemical facilities in the Gulf Coast region. In addition, international demand for ethane, propane and butane is expected to continue affecting the NGL market in the future. We expect this increase in demand for NGLs will provide opportunities to increase fee-based earnings in its exchange services, storage and marketing activities.

Commodity Prices - In recent years, market conditions have occasionally produced periods of volatility, higher prices and wider NGL location and product price differentials. The abundance of NGLs produced from the development of shale and other resource areas has made NGL feedstocks to the petrochemical industry less costly. Ethane production has increased more rapidly than the petrochemical industry's current capability to consume the increase in supplies. This oversupply has contributed to low ethane prices since 2013. While petrochemical demand has remained strong since 2013, ONEOK Partners expects the oversupply of ethane to persist until ethylene producers increase their capacity to consume additional ethane feedstock volumes through plant modifications and expansions, and the completion of announced new world-scale ethylene capacity is completed and ethane exports increase. In the near term, this ethane oversupply situation may result in low ethane prices and continued ethane rejection to balance supply and demand.

ONEOK Partners is exposed to market risk associated with changes in the price of NGLs; the location differential between the Mid-Continent, Chicago, Illinois, and Gulf Coast regions; and the relative price differential between natural gas, NGLs and individual NGL products, which affect its NGL purchases and sales, and its exchange, storage, transportation and optimization margins. When natural gas prices are higher relative to NGL prices, NGL production declines due to ethane rejection, which affects negatively ONEOK Partners' exchange services and transportation revenues. When the NGL location price differential between the Mid-Continent and Gulf Coast market centers is narrow, optimization opportunities and NGL shipments may decline, resulting in a decline in earnings from ONEOK Partners' NGL optimization and marketing activities. Since 2013, strong production and supply growth from the development of NGL-rich areas, increased demand in the Mid-Continent region and increased capacity available on pipelines that connect the Mid-Continent and Gulf Coast market centers resulted in NGL price differentials remaining narrow between the Mid-Continent market center at Conway, Kansas, and the Gulf Coast market center at Mont Belvieu, Texas. NGL storage revenue may be affected by price volatility and forward pricing of NGL physical contracts versus the price of NGLs on the spot market.

ONEOK Partners is also exposed to volumetric risk associated with producer drilling activity that is influenced by commodity prices. However, ONEOK Partners is able to mitigate partially the impact of volume decreases through minimum volume commitments with customers.

Seasonality - ONEOK Partners' natural gas liquids fractionation and pipeline operations typically experience some seasonal variation. Some NGL products stored and transported through its assets are subject to weather-related seasonal demand, such as propane, which can be used to heat homes during the winter heating season and for agricultural purposes such as crop drying in the fall. Demand for butanes and natural gasoline, which are primarily used by the refining industry as blending stocks for motor fuel, denaturant for ethanol and diluents for crude oil, may also be subject to some variability during seasonal periods when certain government restrictions on motor fuel blending products change. The ability of natural gas processors to produce NGLs is also affected by weather. In periods of cold weather, the processors ability to gather the raw gas is affected by freeze-offs or treating, limiting the amount of natural gas processed and thus NGL recovery. Conversely, in periods of hot weather, the natural gas processing plants become less efficient in NGL recovery, and thus NGL recovery during the summer typically decreases.

Competition - The Natural Gas Liquids segment competes with other fractionators; intrastate and interstate pipeline companies; storage providers and gatherers and transporters for NGL supply in the Rocky Mountain, Permian, Mid-Continent and Gulf Coast regions. The factors that typically affect ONEOK Partners' ability to compete for NGL supply are:

- quality of services provided;
- producer drilling activity;
- the petrochemical industry's level of capacity utilization and feedstock requirements;
- fees charged under its contracts;
- current and forward NGL prices;
- location of its gathering systems relative to its competitors;
- location of its gathering systems relative to drilling activity;
- proximity to NGL supply areas and markets;
- efficiency and reliability of its operations;
- receipt and delivery capabilities that exist in each pipeline system, plant, fractionator and storage location; and
- cost of capital.

ONEOK Partners is responding to these factors by making capital investments to access new supplies; increasing gathering, fractionation and distribution capacity; increasing storage, withdrawal and injection capabilities; and reducing operating costs so that it may compete effectively. ONEOK Partners' competitors are constructing or have completed new natural gas liquids pipeline and fractionation projects to address the growing NGL supply and petrochemical demand. As ONEOK Partners' growth projects and those of its competitors have alleviated constraints between the Conway, Kansas, and Mont Belvieu, Texas, natural gas liquids market centers, it expects the narrow location price differentials between the Mid-Continent and Gulf Coast market centers to continue. In addition, new natural gas liquids pipeline projects are expected to bring incremental NGL supply from the Rocky Mountain, Marcellus and Utica basins to the Mont Belvieu, Texas, market center that may affect NGL prices, as well as compete with or displace NGL supply volumes from the Mid-Continent and Rocky Mountain regions where ONEOK Partners' assets are located. ONEOK Partners believes its natural gas liquids fractionation, pipelines and storage assets are located strategically, connecting diverse supply areas to market centers.

Government Regulation - The operations and revenues of ONEOK Partners' natural gas liquids pipelines are regulated by various state and federal government agencies. Its interstate natural gas liquids pipelines are regulated by the FERC, which has authority over the terms and conditions of service, rates, including depreciation and amortization policies, and initiation of service. In Kansas and Texas, certain aspects of ONEOK Partners' intrastate natural gas liquids pipelines that provide common carrier service are subject to the jurisdiction of the KCC and RRC, respectively.

PHMSA has asserted jurisdiction over certain portions of ONEOK Partners' fractionation facilities in Bushton, Kansas, that it believes are subject to its jurisdiction. ONEOK Partners has objected to the scope of PHMSA's jurisdiction and is seeking resolution of this matter. ONEOK Partners does not anticipate that the cost of compliance will have a material adverse effect on its consolidated results of operations, financial position or cash flows.

See further discussion in the "Regulatory, Environmental and Safety Matters" section.

Natural Gas Pipelines

Overview - The Natural Gas Pipelines segment owns and operates regulated natural gas transmission pipelines and natural gas storage facilities. It also provides interstate natural gas transportation and storage service in accordance with Section 311(a) of the Natural Gas Policy Act.

The segment's FERC-regulated interstate natural gas pipeline assets transport natural gas through pipelines in North Dakota, Minnesota, Wisconsin, Illinois, Indiana, Kentucky, Tennessee, Oklahoma, Texas and New Mexico. Its interstate pipeline companies include:

- Midwestern Gas Transmission, which is a bi-directional system that interconnects with Tennessee Gas Transmission Company's pipeline near Portland, Tennessee, and with several interstate pipelines at the Chicago Hub near Joliet, Illinois;
- Viking Gas Transmission, which is a bi-directional system, interconnects with a TransCanada pipeline near Emerson, Manitoba, and ANR Pipeline Company near Marshfield, Wisconsin;
- Guardian Pipeline, which interconnects with several pipelines at the Chicago Hub near Joliet, Illinois, and with local natural gas distribution companies in Wisconsin; and
- OkTex Pipeline, which has interconnects in Oklahoma, Texas and New Mexico.

This segment's intrastate natural gas pipeline assets in Oklahoma transport natural gas through the state and have access to the major natural gas producing formations, including the Cana-Woodford Shale, Woodford Shale, Springer Shale, Granite Wash, Stack, SCOOP and Mississippian Lime. In Texas, its intrastate natural gas pipelines are connected to the major natural gas producing formations in the Texas Panhandle, including the Granite Wash formation and Delaware and Cline producing formations in the Permian Basin; and transport natural gas throughout the western portion of Texas, including the Waha Hub where other pipelines may be accessed for transportation to western markets, the Houston Ship Channel market to the east and the Mid-Continent market to the north. ONEOK Partners also has access to the major natural gas producing formations, including the Mississippian Lime formation in south central Kansas.

The segment owns underground natural gas storage facilities in Oklahoma and Texas that are connected to its intrastate natural gas pipeline assets. It also has underground natural gas storage facilities in Kansas.

The segment's transportation contracts for its regulated natural gas activities are based upon rates stated in its tariffs. Tariffs specify the maximum rates that customers may be charged, which may be discounted to meet competition if necessary, and the general terms and conditions for pipeline transportation service, which are established at FERC or appropriate state jurisdictional agency proceedings known as rate cases. In Texas and Kansas, natural gas storage service is a fee business that may be regulated by the state in which the facility operates and by the FERC for certain types of services. In Oklahoma, natural gas storage operations are also a fee business but are not subject to rate regulation by the state and have market-based rate authority from the FERC for certain types of services.

The Natural Gas Pipelines segment's revenues are derived primarily from fee-based services. Revenues are generated from the following types of fee-based contracts:

- Firm service - Customers can reserve a fixed quantity of pipeline or storage capacity for the term of their contract. Under this type contract, the customer pays a fixed fee for a specified quantity regardless of their actual usage. The customer then typically pays incremental fees, known as commodity charges, that are based upon the actual volume of natural gas they transport or store, and/or ONEOK Partners may retain a specified volume of natural gas in-kind for fuel. Under the firm-service contract, the customer generally is guaranteed access to the capacity they reserve; and
- Interruptible service - Customers with interruptible service transportation and storage agreements may utilize available capacity after firm-service requests are satisfied or on an as-available basis. Interruptible service customers typically are assessed fees, such as a commodity charge, based on their actual usage, and/or ONEOK Partners may retain a specified volume of natural gas in-kind for fuel. Under the interruptible service contract, the customer is not guaranteed use of ONEOK Partners' pipelines and storage facilities unless excess capacity is available.

Unconsolidated Affiliates - The Natural Gas Pipelines segment includes ONEOK Partners' 50 percent interest in Northern Border Pipeline, which owns a FERC-regulated interstate pipeline that transports natural gas from the Montana-Saskatchewan border near Port of Morgan, Montana, to a terminus near North Hayden, Indiana.

See Note P of the Notes to Consolidated Financial Statements in this Annual Report for additional discussion of unconsolidated affiliates.

Market Conditions and Seasonality - Supply - The development of natural gas produced from shale resource areas has continued to increase available supply across North America and has caused location and seasonal price differentials to narrow in the regions where ONEOK Partners operates. As new supply is developed, ONEOK Partners' customers may want access to this new shale supply, requiring new or additional services, to transport their production to the market. ONEOK Partners' intrastate pipelines and storage assets could be impacted by the pace of natural gas drilling activity by producers and the decline rate of existing production in the major natural gas production areas in the Mid-Continent region.

Guardian Pipeline, Midwestern Gas Transmission and Viking Gas Transmission access supply from the major producing regions of the Mid-Continent, Rocky Mountains, Canada, Gulf Coast and the Northeast. The current supply of natural gas for Northern Border Pipeline is primarily sourced from Canada; however, as the Williston Basin supply area, which contains the Bakken Shale and Three Forks formations, continues to develop, more natural gas supply from this area is expected to be transported on Northern Border Pipeline to markets near Chicago. In addition, supply volumes from nontraditional natural gas production areas, such as the Northeast, may compete with and displace volumes from the Mid-Continent, Rocky Mountain and Canadian supply sources in ONEOK Partners' markets. Significant factors that can impact the supply of Canadian natural gas transported by its pipelines are the availability of United States supply, Canadian natural gas available for export, Canadian storage capacity and demand for Canadian natural gas in Canada and United States consumer markets.

Demand - Demand for natural gas pipeline transportation service and natural gas storage is related directly to the segment's access to supply and the demand for natural gas in the markets that its natural gas pipelines and storage facilities serve. Demand is also affected by weather, the economy and natural gas price volatility. This segment's pipelines primarily serve end users, such as local natural gas distribution companies, electric-generation facilities, large industrial companies, municipalities and irrigation customers that require natural gas to operate their businesses and generally are not impacted by location price differentials. However, narrower location price differentials may impact demand for the segment's services from natural gas marketers as discussed below under "Commodity Prices." Demand for its services is also affected as coal-fired electric generators are retired and replaced with alternative power generation fuels such as natural gas. Recent EPA regulations on emissions from coal-fired electric-generation plants, including the Maximum Achievable Control Technology Standards and the Mercury and Air Toxics Standards, have increased the demand for natural gas as a fuel for electric generation, as well as related transportation and storage services. The demand for natural gas and related transportation and storage services is expected to increase over the next several years as these regulations continue to be implemented. The effect of weather on ONEOK Partners' natural gas pipelines operations is discussed below under "Seasonality." The strength of the economy directly impacts manufacturing and industrial companies that consume natural gas. Commodity price volatility can influence producers' decisions related to the production of natural gas and the level of NGLs processed from natural gas.

Commodity Prices - The high level of natural gas supply from the development of shale resource areas throughout the country has caused natural gas prices to remain low, and natural gas location and seasonal price differentials to generally narrow across the regions where ONEOK Partners operates. ONEOK Partners is exposed to market risk through interruptible contracts or when existing firm contracts expire and are subject to renegotiation with customers that have competitive alternatives and analyze the market price differential between receipt and delivery points along the pipeline, also known as location differential, to determine their expected gross margin. The anticipated margin and its variability are important determinants of the transportation rate customers are willing to pay. Natural gas storage revenue is impacted by the differential between forward pricing of natural gas physical contracts and the price of natural gas on the spot market. ONEOK Partners' fuel costs and the value of the retained fuel in-kind received for its services also are impacted by changes in the price of natural gas.

Seasonality - Demand for natural gas is seasonal. Weather conditions throughout North America may significantly impact regional natural gas supply and demand. High temperatures may increase demand for natural gas-fired electric generation needed to meet the electricity demand required to cool residential and commercial properties. Cold temperatures may lead to greater demand for ONEOK Partners' transportation services due to increased demand for natural gas to heat residential and commercial properties. Low precipitation levels may impact the demand for natural gas that is used to fuel irrigation activity in the Mid-Continent region.

To the extent that pipeline capacity is contracted under firm-service transportation agreements, revenue, which is generated primarily from demand charges, is not significantly impacted by seasonal throughput variations. However, when transportation agreements expire, seasonal demand may affect the value of firm-service transportation capacity.

Natural gas storage is necessary to balance the relatively steady natural gas supply with the seasonal demand of residential, commercial and electric-generation users. The majority of the Natural Gas Pipeline segment's storage capacity is contracted under firm-service agreements; however, contracted capacity declined in 2014 as a result of a contract with our former energy services business, which expired in the first quarter 2014. Due to the current storage capacity market, this segment has elected to use that capacity to provide park-and-loan services to its customers rather than recontracting it under long-term firm-service agreements. The segment also retains a small portion of its storage capacity for operational purposes.

Competition - This segment's natural gas pipelines and storage facilities compete directly with other intrastate and interstate pipeline companies and other storage facilities providing natural gas transportation and storage services. Its natural gas assets primarily serve local natural gas distribution companies, electric-generation facilities, large industrial companies, municipalities, irrigation customers and marketing companies. Competition among pipelines and natural gas storage facilities is based primarily on fees for services, quality of services provided, current and forward natural gas prices, and proximity to natural gas supply areas and markets. Competition for natural gas transportation services continues to increase as new infrastructure projects are completed and the FERC and state regulatory bodies continue to encourage more competition in the natural gas markets. Regulatory bodies also are encouraging the use of natural gas for electric generation that has traditionally been fueled by coal. The cost of coal and the associated rail transportation continues to compete with natural gas for this market; however, the clean-burning aspects of natural gas and abundance of supply make it an economically competitive and environmentally advantaged alternative. ONEOK Partners believes that its pipelines and storage assets compete effectively due to their strategic locations connecting supply areas to market centers and other pipelines.

Government Regulation - This segment's interstate natural gas pipelines are regulated under the Natural Gas Act and Natural Gas Policy Act, which give the FERC jurisdiction to regulate virtually all aspects of this business segment, such as

transportation of natural gas, rates and charges for services, construction of new facilities, depreciation and amortization policies, acquisition and disposition of facilities, and the initiation and discontinuation of services.

Likewise, ONEOK Partners' intrastate natural gas pipelines in Oklahoma, Kansas and Texas are regulated by the OCC, KCC and RRC, respectively. While ONEOK Partners has flexibility in establishing natural gas transportation rates with customers, there is a maximum rate that it can charge its customers in Oklahoma and Kansas. In Kansas and Texas, natural gas storage may be regulated by the state and by the FERC for certain types of services. In Oklahoma, natural gas storage is not subject to rate regulation, but certain types of services may be regulated by the FERC.

Recent EPA regulations on emissions from coal-fired electric-generation plants, including the Maximum Achievable Control Technology Standards and the Mercury and Air Toxics Standards, have increased the demand for the use of natural gas for electric generation, as well as related transportation and storage services. The demand for natural gas and related transportation and storage services is expected to increase over the next several years as these regulations continue to be implemented.

In November 2012, the FERC initiated a review of Viking Gas Transmission's rates pursuant to Section 5 of the Natural Gas Act. The parties reached agreement on the terms of a settlement that provides for a 2 percent reduction in transportation rates. The settlement was approved by the FERC in December 2013, and the revised rates became effective January 1, 2014.

In August 2014, Viking Gas Transmission filed a "Stipulation and Agreement in Resolutions of All Issues Concerning Adjustment in Rates of Viking Gas Transmission Company" (settlement) with the FERC. The settlement was approved on October 1, 2014, and became final on October 31, 2014. Rates under the settlement became effective January 1, 2015, and we do not expect the settlement to materially impact ONEOK Partners.

See further discussion in the "Regulatory, Environmental and Safety Matters" section.

SEGMENT FINANCIAL INFORMATION

Operating Income, Customers and Total Assets - See Note S of the Notes to Consolidated Financial Statements in this Annual Report for disclosure by segment of our operating income and total assets and for a discussion of revenues from external customers.

Other

Through ONEOK Leasing Company, L.L.C. and ONEOK Parking Company, L.L.C., we own an office building (ONEOK Plaza) and a parking garage in downtown Tulsa, Oklahoma, where our headquarters are located. ONEOK Leasing Company, L.L.C. leases excess office space to others and operates our headquarters office building. ONEOK Parking Company, L.L.C. owns and operates a parking garage adjacent to our headquarters.

REGULATORY, ENVIRONMENTAL AND SAFETY MATTERS

Additional information about ONEOK Partners' environmental matters is included in Note R of the Notes to Consolidated Financial Statements in this Annual Report.

Environmental Matters - ONEOK Partners is subject to multiple historical preservation, wildlife preservation and environmental laws and/or regulations that affect many aspects of its present and future operations. Regulated activities include, but are not limited to, those involving air emissions, storm water and wastewater discharges, handling and disposal of solid and hazardous wastes, wetlands preservation, hazardous materials transportation, and pipeline and facility construction. These laws and regulations require ONEOK Partners to obtain and/or comply with a wide variety of environmental clearances, registrations, licenses, permits and other approvals. Failure to comply with these laws, regulations, licenses and permits may expose ONEOK Partners to fines, penalties and/or interruptions in its operations that could be material to its results of operations. For example, if a leak or spill of hazardous substances or petroleum products occurs from pipelines or facilities that ONEOK Partners owns, operates or otherwise uses, ONEOK Partners could be held jointly and severally liable for all resulting liabilities, including response, investigation and cleanup costs, which could affect materially its results of operations and cash flows. In addition, emission controls and/or other regulatory or permitting mandates under the Clean Air Act and other similar federal and state laws could require unexpected capital expenditures at ONEOK Partners' facilities. ONEOK Partners cannot assure that existing environmental statutes and regulations will not be revised or that new regulations will not be adopted or become applicable to it.

In June 2013, the Executive Office of the President of the United States (the President) issued the President's Climate Action Plan, which includes, among other things, plans for further regulatory actions to reduce carbon emissions from various sources. On March 28, 2014, the President released the Climate Action Plan - Strategy to Reduce Methane Emissions (Methane Strategy) that lists a number of actions the federal agencies will undertake to continue to reduce above-ground methane emissions from several industries, including the oil and natural gas sectors. The proposed measures outlined in the Methane Strategy include, without limitation, the following: collaboration with the states to encourage emission reductions; standards to minimize natural gas venting and flaring on public lands; policy recommendations for reducing emissions from energy infrastructure to increase the performance of the nation's energy transmission, storage and distribution systems; and continued efforts by PHMSA to require pipeline operators to take steps to eliminate leaks and prevent accidental methane releases and evaluate the progress of states in replacing cast-iron pipelines. The impact of any such regulatory actions on ONEOK Partners' facilities and operations is unknown. ONEOK Partners continues to monitor these developments and the impact they may have on its businesses. Revised or additional statutes or regulations that result in increased compliance costs or additional operating restrictions could have a significant impact on ONEOK Partners' business, financial position, results of operations and cash flows.

Pipeline Safety - ONEOK Partners is subject to PHMSA regulations, including pipeline asset integrity-management regulations. The Pipeline Safety Improvement Act of 2002 requires pipeline companies operating high-pressure pipelines to perform integrity assessments on pipeline segments that pass through densely populated areas or near specifically designated high-consequence areas. In January 2012, The Pipeline Safety, Regulatory Certainty and Job Creation Act of 2011 was signed into law. The law increased maximum penalties for violating federal pipeline safety regulations and directs the DOT and Secretary of Transportation to conduct further review or studies on issues that may or may not be material to ONEOK Partners. These issues include, but are not limited to, the following:

- an evaluation on whether hazardous natural gas liquids and natural gas pipeline integrity-management requirements should be expanded beyond current high-consequence areas;
- a review of all natural gas and hazardous natural gas liquids gathering pipeline exemptions;
- a verification of records for pipelines in Class 3 and 4 locations and high-consequence areas to confirm maximum allowable operating pressures; and
- a requirement to test previously untested pipelines operating above 30 percent yield strength in high-consequence areas.

The potential capital and operating expenditures related to this legislation, the associated regulations or other new pipeline safety regulations are unknown.

Air and Water Emissions - The Clean Air Act, the Clean Water Act, analogous state laws and/or regulations promulgated thereunder, impose restrictions and controls regarding the discharge of pollutants into the air and water in the United States. Under the Clean Air Act, a federally enforceable operating permit is required for sources of significant air emissions. ONEOK Partners may be required to incur certain capital expenditures for air pollution-control equipment in connection with obtaining or maintaining permits and approvals for sources of air emissions. The Clean Water Act imposes substantial potential liability for the removal of pollutants discharged to waters of the United States and remediation of waters affected by such discharge.

Federal, state and regional initiatives to measure and regulate greenhouse gas (GHG) emissions are underway. ONEOK Partners monitors all relevant federal and state legislation to assess the potential impact on its operations. The EPA's Mandatory Greenhouse Gas Reporting Rule requires annual GHG emissions reporting from affected facilities and the carbon dioxide emission equivalents for the natural gas delivered by ONEOK Partners and the emission equivalents for all NGLs produced by ONEOK Partners as if all of these products were combusted, even if they are used otherwise.

ONEOK Partners' 2013 total reported emissions were approximately 46.7 million metric tons of carbon dioxide equivalents. The 2013 total reportable emissions related to our former natural gas distribution business were approximately 14.0 million metric tons of carbon dioxide equivalents. These totals include direct emissions from the combustion of fuel in ONEOK Partners' equipment, such as compressor engines and heaters, as well as carbon dioxide equivalents from natural gas and NGL products delivered to customers and produced as if all such fuel and NGL products were combusted. The additional cost to gather and report this emission data did not have, and we do not expect it to have a material impact on our results of operations, financial position or cash flows. In addition, Congress has considered, and may consider in the future, legislation to reduce GHG emissions, including carbon dioxide and methane. Likewise, the EPA may institute additional regulatory rule-making associated with GHG emissions from the oil and natural gas industry. At this time, no rule or legislation has been enacted that assesses any costs, fees or expenses on any of these emissions.

In April 2014, the EPA and the United States Army Corps of Engineers proposed a joint rule-making to redefine the definition of "Waters of the United States" under the Clean Water Act. The public comment period on the proposed rule-making remains

pending and, as a result, the impact of any such proposed regulatory actions on ONEOK Partners' projects, facilities and operations is unknown.

The EPA's "Tailoring Rule" regulates GHG emissions at new or modified facilities that meet certain criteria. Affected facilities are required to review best available control technology (BACT), conduct air-quality, impact analysis and public reviews with respect to such emissions. At current emission threshold levels, this rule has had a minimal impact on ONEOK Partners' existing facilities. In addition, on June 23, 2014, the Supreme Court of the United States, in a case styled, *Utility Air Regulatory Group v. EPA*, 530 U.S. (2014), held that an industrial facility's potential to emit GHG emissions alone cannot subject a facility to the permitting requirements for major stationary source provisions of the Clean Air Act. The decision invalidated the EPA's current Triggering and Tailoring Rule for GHG Prevention of Significant Deterioration (PSD) and Title V requirements as applied to facilities considered major sources only for GHGs. However, the Court also ruled that to the extent a source pursues a capital project (new construction or expansion of existing facility), which otherwise subjects the source to major source PSD permitting for conventional criteria pollutants, the permitting authorities may impose BACT analysis and emission limits for GHGs from those sources. ONEOK Partners is in the process of evaluating the effects the decision and related pending judicial proceedings at the lower court level may have on its existing operations and the opportunities it creates for design decisions for new project applications.

In July 2011, the EPA issued a proposed rule that would change the air emission New Source Performance Standards, also known as NSPS, and Maximum Achievable Control Technology requirements applicable to the oil and natural gas industry, including natural gas production, processing, transmission and underground storage sectors. In April 2012, the EPA released the final rule, which includes new NSPS and air toxic standards for a variety of sources within natural gas processing plants, oil and natural gas production facilities and natural gas transmission stations. The rule also regulates emissions from the hydraulic fracturing of wells for the first time. The EPA's final rule reflects significant changes from the proposal issued in 2011 and allows for more manageable compliance options. The NSPS final rule became effective in October 2012, but the dates for compliance vary and depend in part upon the type of affected facility and the date of construction, reconstruction or modification.

The rule was most recently amended in December 2014. The EPA has indicated that further amendments may be issued in 2015. Based on the amendments, ONEOK Partners' understanding of pending stakeholder responses to the NSPS rule and the proposed rule-making, ONEOK Partners does not anticipate a material impact to its anticipated capital, operations and maintenance costs resulting from compliance with the regulation. However, the EPA may issue additional responses, amendments and/or policy guidance on the final rule, which could alter its present expectations. Generally, the NSPS rule will require expenditures for updated emissions controls, monitoring and record-keeping requirements at affected facilities in the crude oil and natural gas industry. We do not expect these expenditures will have a material impact on our results of operations, financial position or cash flows.

CERCLA - The federal Comprehensive Environmental Response, Compensation and Liability Act (CERCLA), also commonly known as Superfund, imposes strict, joint and several liability, without regard to fault or the legality of the original act, on certain classes of "persons" (defined under CERCLA) who caused and/or contributed to the release of a hazardous substance into the environment. These persons include, but are not limited to, the owner or operator of a facility where the release occurred and/or companies that disposed or arranged for the disposal of the hazardous substances found at the facility. Under CERCLA, these persons may be liable for the costs of cleaning up the hazardous substances released into the environment, damages to natural resources and the costs of certain health studies. We do not expect ONEOK Partners' responsibilities under CERCLA will have a material impact on our results of operations, financial position or cash flows.

Chemical Site Security - The United States Department of Homeland Security (Homeland Security) released an interim rule in April 2007 that requires companies to provide reports on sites where certain chemicals, including many hydrocarbon products, are stored. ONEOK Partners completed the Homeland Security assessments, and its facilities subsequently were assigned one of four risk-based tiers ranging from high (Tier 1) to low (Tier 4) risk, or not tiered at all due to low risk. To date, four of its facilities have been given a Tier 4 rating. Facilities receiving a Tier 4 rating are required to complete Site Security Plans and possible physical security enhancements. We do not expect the Site Security Plans and possible security enhancement costs to have a material impact on our results of operations, financial position or cash flows.

Pipeline Security - The United States Department of Homeland Security's Transportation Security Administration and the DOT have completed a review and inspection of ONEOK Partners' "critical facilities" and identified no material security issues. Also, the Transportation Security Administration has released new pipeline security guidelines that include broader definitions for the determination of pipeline "critical facilities." ONEOK Partners has reviewed its pipeline facilities according to the new guideline requirements, and there have been no material changes required to date.

Environmental Footprint - ONEOK Partners' environmental and climate change strategy focuses on minimizing the impact of its operations on the environment. These strategies include: (i) developing and maintaining an accurate GHG emissions inventory according to current rules issued by the EPA; (ii) improving the efficiency of its various pipelines, natural gas processing facilities and natural gas liquids fractionation facilities; (iii) following developing technologies for emissions control and the capture of carbon dioxide to keep it from reaching the atmosphere; and (iv) utilizing practices to reduce the loss of methane from its facilities.

ONEOK Partners participates in the EPA's Natural Gas STAR Program to reduce voluntarily methane emissions. ONEOK Partners continues to focus on maintaining low rates of lost-and-unaccounted-for methane gas through expanded implementation of best practices to limit the release of natural gas during pipeline and facility maintenance and operations.

EMPLOYEES

At January 31, 2015, we employed 2,269 people.

EXECUTIVE OFFICERS

All executive officers are elected annually by our Board of Directors. Our executive officers listed below include the officers who have been designated by our Board of Directors as our Section 16 executive officers.

Name and Position	Age	Business Experience in Past Five Years
John W. Gibson	62	2014 to present
Chairman of the Board		Chairman of the Board, ONEOK and ONEOK Partners
		2012 to 2014
		Chairman and Chief Executive Officer, ONEOK and ONEOK Partners
		2011
		Chairman, President and Chief Executive Officer, ONEOK
		2011
		Vice Chairman of the Board of Directors, ONEOK
		2010 to 2011
		President and Chief Executive Officer, ONEOK
		2010 to 2011
		Chairman, President and Chief Executive Officer, ONEOK Partners
Terry K. Spencer	55	2014 to present
President and Chief Executive Officer		President and Chief Executive Officer, ONEOK and ONEOK Partners
		2012 to 2014
		President, ONEOK and ONEOK Partners
		2010 to present
		Member of the Board of Directors, ONEOK Partners
		2009 to 2011
		Chief Operating Officer, ONEOK Partners
Robert F. Martinovich	57	2015 to present
Executive Vice President and Chief Administrative Officer		Executive Vice President and Chief Administrative Officer, ONEOK and ONEOK Partners
		2014 to 2015
		Executive Vice President, Commercial, ONEOK and ONEOK Partners
		2013 to 2014
		Executive Vice President, Operations, ONEOK and ONEOK Partners
		2012
		Executive Vice President, Chief Financial Officer and Treasurer, ONEOK and ONEOK Partners
		2011 to 2012
		Member of the Board of Directors, ONEOK Partners
		2011
		Senior Vice President, Chief Financial Officer and Treasurer, ONEOK and ONEOK Partners
		2009 to 2011
		Chief Operating Officer, ONEOK
Walter S. Hulse III	51	2015 to present
Executive Vice President, Strategic Planning and Corporate Affairs		Executive Vice President, Strategic Planning and Corporate Affairs, ONEOK and ONEOK Partners
		2010 to 2015
		Spinnaker Strategic Advisory Services, LLC
Wesley J. Christensen	61	2014 to present
Senior Vice President, Operations		Senior Vice President, Operations, ONEOK and ONEOK Partners
		2011 to 2014
		Senior Vice President, Operations, ONEOK Partners
		2007 to 2011
		Senior Vice President, Natural Gas Liquids Operations
Stephen W. Lake	51	2012 to present
Senior Vice President, General Counsel and Assistant Secretary		Senior Vice President, General Counsel and Assistant Secretary, ONEOK and ONEOK Partners
		2011
		Senior Vice President, Associate General Counsel and Assistant Secretary, ONEOK and ONEOK Partners
		2008 to 2011
		Executive Vice President and General Counsel, McKunkin Red Man Corporation
Derek S. Reiners	43	2013 to present
Senior Vice President, Chief Financial Officer and Treasurer		Senior Vice President, Chief Financial Officer and Treasurer, ONEOK and ONEOK Partners
		2009 to 2012
		Senior Vice President and Chief Accounting Officer, ONEOK and ONEOK Partners
Sheppard F. Miers III	46	2013 to present
Vice President and Chief Accounting Officer		Vice President and Chief Accounting Officer, ONEOK and ONEOK Partners
		2009 to 2012
		Vice President and Controller, ONEOK Partners

No family relationships exist between any of the executive officers, nor is there any arrangement or understanding between any executive officer and any other person pursuant to which the officer was selected.

INFORMATION AVAILABLE ON OUR WEBSITE

We make available, free of charge, on our website (www.oneok.com) copies of our Annual Reports, Quarterly Reports, Current Reports on Form 8-K, amendments to those reports filed or furnished to the SEC pursuant to Section 13(a) or 15(d) of the Exchange Act and reports of holdings of our securities filed by our officers and directors under Section 16 of the Exchange Act as soon as reasonably practicable after filing such material electronically or otherwise furnishing it to the SEC. Copies of our Code of Business Conduct and Ethics, Governance Guidelines, Bylaws and the written charter of our Audit Committee are also

available on our website, and we will provide copies of these documents upon request. Our website and any contents thereof are not incorporated by reference into this report.

We also make available on our website the Interactive Data Files required to be submitted and posted pursuant to Rule 405 of Regulation S-T.

ITEM 1A. RISK FACTORS

Our investors should consider the following risks that could affect us and our business. Although we have tried to discuss key factors, our investors need to be aware that other risks may prove to be important in the future. New risks may emerge at any time, and we cannot predict such risks or estimate the extent to which they may affect our financial performance. Risks related to ONEOK Partners' business discussed below will also affect us indirectly as we are the sole general partner and, as of December 31, 2014, owned 37.8 percent of ONEOK Partners. Investors should carefully consider the following discussion of risks and the other information included or incorporated by reference in this Annual Report, including "Forward-Looking Statements," which are included in Item 7, Management's Discussion and Analysis of Financial Condition and Results of Operations.

RISK FACTORS INHERENT IN ONEOK'S BUSINESS

Our cash flow depends heavily on the earnings and distributions of ONEOK Partners.

Our partnership interest in ONEOK Partners is our primary cash-generating source. Therefore, our cash flow is heavily dependent upon the ability of ONEOK Partners to make distributions to its partners. A significant decline in ONEOK Partners' earnings and/or cash distributions could have a corresponding negative impact on us. For information on the risk factors inherent in the business of ONEOK Partners, see the section below entitled "Additional Risk Factors Related to ONEOK Partners' Business" and Item 1A, Risk Factors in the ONEOK Partners' Annual Report.

Our indebtedness could impair our financial condition and our ability to fulfill our obligations.

As of December 31, 2014, we had total indebtedness for borrowed money of approximately \$1.1 billion, which excludes the debt of ONEOK Partners. Our indebtedness could have significant consequences. For example, it could:

- make it more difficult for us to satisfy our obligations with respect to our senior notes and our other indebtedness due to the increased debt-service obligations, which could, in turn, result in an event of default on such other indebtedness or our senior notes;
- impair our ability to obtain additional financing in the future for working capital, capital expenditures, acquisitions or general business purposes;
- diminish our ability to withstand a downturn in our business or the economy;
- require us to dedicate a substantial portion of our cash flow from operations to debt-service payments, reducing the availability of cash for working capital, capital expenditures, acquisitions, dividends or general corporate purposes;
- limit our flexibility in planning for, or reacting to, changes in our business and the industry in which ONEOK Partners operates; and
- place us at a competitive disadvantage compared with our competitors that have proportionately less debt.

We are not prohibited under the indentures governing our senior notes from incurring additional indebtedness, but our debt agreements do subject us to certain operational limitations summarized in the next paragraph. If we incur significant additional indebtedness, it could worsen the negative consequences mentioned above and could affect adversely our ability to repay our other indebtedness.

Our revolving debt agreements with banks contain provisions that restrict our ability to finance future operations or capital needs or to expand or pursue our business activities. For example, certain of these agreements contain provisions that, among other things, limit our ability to make loans or investments, make material changes to the nature of our business, merge, consolidate or engage in asset sales, grant liens or make negative pledges. Certain agreements also require us to maintain certain financial ratios, which limit the amount of additional indebtedness we can incur, as described in the "Liquidity and Capital Resources" section of Item 7, Management's Discussion and Analysis of Financial Condition and Results of Operation. These restrictions could result in higher costs of borrowing and impair our ability to generate additional cash. Future financing agreements we may enter into may contain similar or more restrictive covenants.

If we are unable to meet our debt-service obligations, we could be forced to restructure or refinance our indebtedness, seek additional equity capital or sell assets. We may be unable to obtain financing or sell assets on satisfactory terms, or at all.

The cost of providing pension and postretirement health care benefits to eligible employees and qualified retirees is subject to changes in pension fund values and changing demographics and may increase.

We have a defined benefit pension plan for certain employees and postretirement welfare plans that provide postretirement medical and life insurance benefits to certain employees who retire with at least five years of service. The cost of providing these benefits to eligible current and former employees is subject to changes in the market value of our pension and postretirement benefit plan assets, changing demographics, including longer life expectancy of plan participants and their beneficiaries and changes in health care costs. For further discussion of our defined benefit pension plan, see Note N of the Notes to Consolidated Financial Statements in this Annual Report.

Any sustained declines in equity markets and reductions in bond yields may have a material adverse effect on the value of our pension and postretirement benefit plan assets. In these circumstances, additional cash contributions to our pension plans may be required, which could adversely impact our business, financial condition and liquidity.

Federal, state and local jurisdictions may challenge our tax return positions.

The positions taken in our federal and state tax return filings require significant judgments, use of estimates and the interpretation and application of complex tax laws. Significant judgment is also required in assessing the timing and amounts of deductible and taxable items. Despite management's belief that our tax return positions are fully supportable, certain positions may be successfully challenged by federal, state and local jurisdictions.

The separation of ONE Gas could result in substantial tax liability.

We have received a private letter ruling from the IRS substantially to the effect that, for U.S. federal income tax purposes, the separation and certain related transactions qualify under Sections 355 and/or 368 of the U.S. Internal Revenue Code of 1986, as amended. If the factual assumptions or representations made in the request for the private letter ruling prove to have been inaccurate or incomplete in any material respect, then we will not be able to rely on the ruling. Furthermore, the IRS does not rule on whether a distribution such as the separation satisfies certain requirements necessary to obtain tax-free treatment under section 355 of the Code. The private letter ruling was based on representations by us that those requirements were satisfied, and any inaccuracy in those representations could invalidate the ruling. In connection with the separation, we obtained an opinion of outside legal and tax counsel, substantially to the effect that, for U.S. federal income tax purposes, the separation and certain related transactions qualify under Sections 355 and 368 of the Code. The opinion relies on, among other things, the continuing validity of the private letter ruling and various assumptions and representations as to factual matters made by us which, if inaccurate or incomplete in any material respect, would jeopardize the conclusions reached by such counsel in its opinion. The opinion will not be binding on the IRS or the courts, and there can be no assurance that the IRS or the courts would not challenge the conclusions stated in the opinion or that any such challenge would not prevail.

Although we control ONEOK Partners, we may have conflicts of interest with ONEOK Partners that could subject us to claims that we have breached our fiduciary duty to ONEOK Partners and its unitholders.

We are the sole general partner and owned 37.8 percent of ONEOK Partners as of December 31, 2014. Conflicts of interest may arise between us and ONEOK Partners and its unitholders. In resolving these conflicts, we may favor our own interests and the interests of our affiliates over the interests of ONEOK Partners and its unitholders as long as the resolution does not conflict with the ONEOK Partners' partnership agreement or our fiduciary duties to ONEOK Partners and its unitholders.

RISK FACTORS INHERENT IN BOTH ONEOK AND ONEOK PARTNERS

Market volatility and capital availability could affect adversely our business.

The capital and global credit markets have experienced volatility and disruption in the past. In many cases during these periods, the capital markets have exerted downward pressure on equity values and reduced the credit capacity for certain companies. ONEOK Partners' ability to grow could be constrained if it does not have regular access to the capital and global credit markets. Similar or more severe levels of global market disruption and volatility may have an adverse effect on us or ONEOK Partners resulting from, but not limited to, disruption of access to capital and credit markets, difficulty in obtaining financing necessary to expand facilities or acquire assets, increased financing costs and increasingly restrictive covenants.

Our operating results may be affected materially and adversely by unfavorable economic and market conditions.

Economic conditions worldwide have from time to time contributed to slowdowns in the oil and natural gas industry, as well as in the specific segments and markets in which ONEOK Partners operates, resulting in reduced demand and increased price competition for its products and services. ONEOK Partners' operating results in one or more geographic regions may also be affected by uncertain or changing economic conditions within that region. Volatility in commodity prices may have an impact on many of ONEOK Partners' customers, which, in turn, could have a negative impact on their ability to meet their obligations to ONEOK Partners. If global economic and market conditions (including volatility in commodity markets) or economic conditions in the United States or other key markets remain uncertain or persist, spread or deteriorate further, we and ONEOK Partners may experience material impacts on our businesses, financial condition, results of operations and liquidity.

Terrorist attacks directed at our or ONEOK Partners' facilities could affect adversely our business.

Since the terrorist attacks on September 11, 2001, the United States government has issued warnings that energy assets, specifically the nation's pipeline infrastructure, may be future targets of terrorist organizations. These developments may subject ONEOK Partners' operations to increased risks. Any future terrorist attack that targets ONEOK Partners' facilities, those of its customers and, in some cases, those of other pipelines, or our facilities could have a material adverse effect on our business.

Our businesses are subject to market and credit risks.

We and ONEOK Partners are exposed to market and credit risks in all of our operations. To reduce the impact of commodity price fluctuations, ONEOK Partners uses derivative transactions, such as swaps, futures and forwards, to hedge anticipated purchases and sales of natural gas, NGLs and crude oil and firm transportation commitments. Interest-rate swaps are also used to manage interest-rate risk. However, derivative instruments do not eliminate the risks. Specifically, such risks include commodity price changes, market supply shortages, interest-rate changes and counterparty default. The impact of these variables could result in our and ONEOK Partners' inability to fulfill contractual obligations, significantly higher energy or fuel costs relative to corresponding sales contracts, or increased interest expense.

We or ONEOK Partners may not be able to make additional strategic acquisitions or investments.

Our and ONEOK Partners' ability to make strategic acquisitions and investments will depend on:

- the extent to which acquisitions and investment opportunities become available;
- success in bidding for the opportunities that do become available;
- regulatory approval, if required, of the acquisitions or investments on favorable terms; and
- access to capital, including the ability to use our or equity in acquisitions or investments, and the terms upon which we obtain capital.

If we or ONEOK Partners are unable to make strategic investments and acquisitions, we or ONEOK Partners may be unable to grow.

Acquisitions that appear to be accretive may nevertheless reduce our cash from operations on a per-share basis.

Any acquisition involves potential risks that may include, among other things:

- inaccurate assumptions about volumes, revenues and costs, including potential synergies;
- an inability to integrate successfully the businesses we acquire;
- decrease in our liquidity as a result of our using a significant portion of our available cash or borrowing capacity to finance the acquisition;
- a significant increase in our interest expense and/or financial leverage if we incur additional debt to finance the acquisition;
- the assumption of unknown liabilities for which we are not indemnified, our indemnity is inadequate or our insurance policies may exclude from coverage;
- an inability to hire, train or retain qualified personnel to manage and operate the acquired business and assets;
- limitations on rights to indemnity from the seller;
- inaccurate assumptions about the overall costs of equity or debt;
- the diversion of management's and employees' attention from other business concerns;
- unforeseen difficulties operating in new product areas or new geographic areas;
- increased regulatory burdens;

- customer or key employee losses at an acquired business; and
- increased regulatory requirements.

If we or ONEOK Partners consummate any future acquisitions, our capitalization and results of operations may change significantly, and investors will not have the opportunity to evaluate the economic, financial and other relevant information that we will consider in determining the application of our resources to future acquisitions.

We or ONEOK Partners may engage in acquisitions, divestitures and other strategic transactions, the success of which may impact results of operations.

We or ONEOK Partners may engage in acquisitions, divestitures and other strategic transactions. If we or ONEOK Partners are unable to integrate successfully businesses that we acquire with our respective existing businesses, our results of operations may be affected materially and adversely. Similarly, we or ONEOK Partners may from time to time divest portions of our respective businesses, which may also affect materially and adversely our results of operations.

Our and ONEOK Partners' established risk-management policies and procedures may not be effective, and employees may violate our risk-management policies.

We have developed and implemented a comprehensive set of policies and procedures that involve both our senior management and the Audit Committee of our Board of Directors to assist us in managing risks associated with, among other things, the marketing, trading and risk-management activities associated with our business segments. Our risk policies and procedures are intended to align strategies, processes, people, information technology and business knowledge so that risk is managed throughout the organization. As conditions change and become more complex, current risk measures may fail to assess adequately the relevant risk due to changes in the market and the presence of risks previously unknown to us. Additionally, if employees fail to adhere to our policies and procedures or if our policies and procedures are not effective, potentially because of future conditions or risks outside of our control, we may be exposed to greater risk than we had intended. Ineffective risk-management policies and procedures or violation of risk-management policies and procedures could have an adverse affect on our earnings, financial position or cash flows.

Our use of financial instruments to hedge interest-rate risk may result in reduced income.

We and ONEOK Partners utilize financial instruments and physical-forward transactions to mitigate our exposure to interest-rate fluctuations. Hedging instruments that are used to reduce our exposure to interest-rate fluctuations could expose us to risk of financial loss, including where we have contracted for variable-rate swap instruments to hedge fixed-rate instruments and the variable rate exceeds the fixed rate. In addition, these hedging arrangements may limit the benefit we would otherwise receive if we had contracted for fixed-rate swap agreements to hedge variable-rate instruments and the variable rate falls below the fixed rate.

An impairment of goodwill, long-lived assets, including intangible assets, and equity-method investments could reduce our earnings.

Goodwill is recorded when the purchase price of a business exceeds the fair market value of the tangible and separately measurable intangible net assets. GAAP requires us to test goodwill and intangible assets with indefinite useful lives for impairment on an annual basis or when events or circumstances occur indicating that goodwill might be impaired. Long-lived assets, including intangible assets with finite useful lives, are reviewed for impairment whenever events or changes in circumstances indicate that the carrying amount may not be recoverable. For the investments ONEOK Partners accounts for under the equity method, the impairment test considers whether the fair value of the equity investment as a whole, not the underlying net assets, has declined and whether that decline is other than temporary. For example, if the current energy commodity price environment persists for a prolonged period or further declines, it could result in lower volumes delivered to ONEOK Partners' systems and impairments of ONEOK Partners' assets or equity method investments. If we determine that an impairment is indicated, we would be required to take an immediate noncash charge to earnings with a correlative effect on our equity and balance sheet leverage as measured by consolidated debt to total capitalization.

A breach of information security, including a cybersecurity attack, or failure in of one or more key information technology or operational systems, or those of third parties, may affect adversely our operations, financial results or reputation.

Our businesses are dependent upon our operational systems to process a large amount of data and complex transactions. The various uses of these IT systems, networks and services include, but are not limited to:

- controlling ONEOK Partners' plants and pipelines with industrial control systems including Supervisory Control and Data Acquisition (SCADA);
- collecting and storing customer, employee, investor and other stakeholder information and data;
- processing transactions;
- summarizing and reporting results of operations;
- hosting, processing and sharing confidential and proprietary research, business plans and financial information;
- complying with regulatory, legal or tax requirements;
- providing data security; and
- handling other processing necessary to manage our business.

If any of our systems are damaged, fail to function properly or otherwise become unavailable, we may incur substantial costs to repair or replace them and may experience loss or corruption of critical data and interruptions or delays in our ability to perform critical functions, which could adversely affect our business and results of operations. Our financial results could also be affected adversely if an employee causes our operational systems to fail, either as a result of inadvertent error or by deliberately tampering with or manipulating our operational systems. In addition, dependence upon automated systems may further increase the risk that operational system flaws, employee tampering or manipulation of those systems will result in losses that are difficult to detect.

Due to increased technology advances, we have become more reliant on technology to help increase efficiency in our businesses. We use computer programs to help run our financial and operations organizations, and this may subject our business to increased risks. In recent years, there has been a rise in the number of cyberattacks on companies' network and information systems by both state-sponsored and criminal organizations, and as a result, the risks associated with such an event continue to increase. A significant failure, compromise, breach or interruption in our systems could result in a disruption of our operations, customer dissatisfaction, damage to our reputation and a loss of customers or revenues. If any such failure, interruption or similar event results in the improper disclosure of information maintained in our information systems and networks or those of our vendors, including personnel, customer and vendor information, we could also be subject to liability under relevant contractual obligations and laws and regulations protecting personal data and privacy. Efforts by us and our vendors to develop, implement and maintain security measures may not be successful in preventing these events from occurring, and any network and information systems-related events could require us to expend significant resources to remedy such event. Although we believe that we have robust information security procedures and other safeguards in place, as cyberthreats continue to evolve, we may be required to expend additional resources to continue to enhance our information security measures and/or to investigate and remediate information security vulnerabilities.

Cyberattacks against us or others in our industry could result in additional regulations. Current efforts by the federal government, such as the Improving Critical Infrastructure Cybersecurity executive order, and any potential future regulations could lead to increased regulatory compliance costs, insurance coverage cost or capital expenditures. We cannot predict the potential impact to our business or the energy industry resulting from additional regulations.

Changes in interest rates could affect adversely our business.

We use both fixed- and variable-rate debt, and we are exposed to market risk due to the floating interest rates on our short-term borrowings. From time to time, we use interest-rate derivatives to hedge interest obligations on specific debt issuances, including anticipated debt issuances. These hedges may be ineffective, and our results of operations, cash flows and financial position could be affected adversely by significant fluctuations or increases or decreases in interest rates from current levels.

A shortage of skilled labor may make it difficult for us to maintain labor productivity and competitive costs, which could affect operations and cash flows available for distribution.

Our operations require skilled and experienced workers with proficiency in multiple tasks. In recent years, a shortage of workers trained in various skills associated with the midstream energy business has caused us to conduct certain operations without full staff, thus hiring outside resources, which may decrease productivity and increase costs. This shortage of trained workers is the result of experienced workers reaching retirement age and increased competition for workers in certain areas,

combined with the difficulty of attracting new workers to the midstream energy industry. This shortage of skilled labor could continue over an extended period. If the shortage of experienced labor continues or worsens, it could have an adverse impact on labor productivity and costs and our ability to expand production in the event there is an increase in the demand for our products and services, which could affect adversely our operations and cash flows available for distribution to ONEOK Partners' unitholders and, in turn, to cash flows available for dividends to ONEOK shareholders.

ADDITIONAL RISK FACTORS RELATED TO ONEOK PARTNERS' BUSINESS

Risks related to ONEOK Partners' business discussed below will also affect us as we are the sole general partner and, as of December 31, 2014, owned 37.8 percent of ONEOK Partners.

Increased competition could have a significant adverse financial impact on ONEOK Partners' business.

The natural gas and natural gas liquids industries are expected to remain highly competitive. The demand for natural gas and NGLs is primarily a function of commodity prices, including prices for alternative energy sources, customer usage rates, weather, economic conditions and service costs. ONEOK Partners' ability to compete also depends on a number of other factors, including competition from other companies for its existing customers; the efficiency, quality and reliability of the services it provides; and competition for throughput at its gathering systems, pipelines, processing plants, fractionators and storage facilities.

The volatility of natural gas, crude oil and NGL prices could affect adversely ONEOK Partners' cash flows.

A significant portion of ONEOK Partners' revenues are derived from the sale of commodities that are received as payment for natural gas gathering and processing services, for the transportation and storage of natural gas, and from the purchase and sale of NGLs and NGL products. Commodity prices have been volatile and are likely to continue to be so in the future. The prices ONEOK Partners receives for its commodities are subject to wide fluctuations in response to a variety of factors beyond ONEOK Partners' control, including, but not limited to, the following:

- overall domestic and global economic conditions;
- relatively minor changes in the supply of, and demand for, domestic and foreign energy;
- market uncertainty;
- the availability and cost of third-party transportation, natural gas processing and fractionation capacity;
- the level of consumer product demand and storage inventory levels;
- ethane rejection;
- geopolitical conditions impacting supply and demand for natural gas, NGLs and crude oil;
- weather conditions;
- domestic and foreign governmental regulations and taxes;
- the price and availability of alternative fuels;
- speculation in the commodity futures markets;
- overall domestic and global economic conditions;
- the effects of imports and exports on the price of natural gas, crude oil, NGL and liquefied natural gas;
- the effect of worldwide energy-conservation measures; and
- the impact of new supplies, new pipelines, processing and fractionation facilities on location price differentials.

These external factors and the volatile nature of the energy markets make it difficult to estimate reliably future prices of commodities and the impact commodity price fluctuations have on ONEOK Partners' customers and their need for its services. As commodity prices decline, ONEOK Partners is paid less for its commodities, thereby reducing its cash flow. NGL volumes could decline if it becomes uneconomical for natural gas processors to recover the ethane component of the natural gas stream as a separate product. In addition, crude oil, natural gas and NGL production could also decline due to lower prices.

Some of ONEOK Partners' nonregulated businesses have a higher level of risk than its regulated businesses.

Some of ONEOK Partners' nonregulated operations, which include its natural gas gathering and processing business and most of its natural gas liquids business, have a higher level of risk than its regulated operations, which include a portion of its natural gas pipelines business and a portion of its natural gas liquids business. ONEOK Partners expects to continue investing in natural gas and natural gas liquids projects and other related projects, some or all of which may involve nonregulated businesses or assets. These projects could involve risks associated with operational factors, such as competition and dependence on certain suppliers and customers; and financial, economic and political factors, such as rapid and significant

changes in commodity prices, the cost and availability of capital and counterparty risk, including the inability of a counterparty, customer or supplier to fulfill a contractual obligation.

Measurement adjustments on ONEOK Partners' pipeline system can be affected materially by changes in estimation, type of commodity and other factors.

Natural gas and natural gas liquids measurement adjustments occur as part of the normal operating conditions associated with ONEOK Partners' assets. The quantification and resolution of measurement adjustments are complicated by several factors including: (1) the significant number (*i.e.*, thousands) of meters that ONEOK Partners uses throughout its natural gas and natural gas liquids systems, primarily around its gathering and processing assets; (2) varying qualities of natural gas in the streams gathered and processed and the mixed nature of NGLs gathered and fractionated through ONEOK Partners' systems; and (3) variances in measurement that are inherent in metering technologies. Each of these factors may contribute to measurement adjustments that can occur on ONEOK Partners' systems, which could affect negatively its business, financial position, results of operations and cash flows.

ONEOK Partners does not hedge fully against commodity price changes, seasonal price differentials, product price differentials or locational price differentials. This could result in decreased revenues and increased costs and lower margins, adversely affecting its results of operations.

Certain of ONEOK Partners' businesses are exposed to market risk and the impact of market fluctuations of natural gas, NGLs and crude oil prices. Market risk refers to the risk of loss of cash flows and future earnings arising from adverse changes in commodity prices. ONEOK Partners' primary commodity price exposures arise from:

- the value of the NGLs and natural gas it receives in exchange for the natural gas gathering and processing services it provides;
- the price differentials between the individual NGL products with respect to ONEOK Partners' NGL transportation and fractionation agreements;
- the location price differentials in the price of natural gas and NGLs with respect to ONEOK Partners' natural gas and NGL transportation businesses;
- the seasonal price differentials of natural gas and NGLs related to storage operations; and
- the fuel costs and the value of the retained fuel in-kind in ONEOK Partners' natural gas pipelines and storage operations.

To manage the risk from market price fluctuations of natural gas, NGLs and crude oil prices, ONEOK Partners uses derivative instruments such as swaps, futures and forwards swaps. However, it does not hedge fully against commodity price changes, and therefore, it retains some exposure to market risk. Accordingly, any adverse changes to commodity prices could result in decreased revenue and increased costs.

ONEOK Partners' use of financial instruments and physical forward transactions to hedge market risk may result in reduced income.

ONEOK Partners utilizes financial instruments and physical forward transactions to mitigate its exposure to interest rate and commodity price fluctuations. Hedging instruments that are used to reduce ONEOK Partners' exposure to interest-rate fluctuations could expose it to risk of financial loss where it has contracted for variable-rate swap instruments to hedge fixed-rate instruments and the variable rate exceeds the fixed rate. In addition, these hedging arrangements may limit the benefit ONEOK Partners would otherwise receive if it had contracted for fixed-rate swap agreements to hedge variable-rate instruments and the variable rate falls below the fixed rate. Hedging arrangements that are used to reduce ONEOK Partners' exposure to commodity price fluctuations limit the benefit it would otherwise receive if market prices for natural gas, crude oil and NGLs exceed the stated price in the hedge instrument for these commodities.

ONEOK Partners' inability to develop and execute growth projects and acquire new assets could result in reduced cash distributions to its unitholders and to ONEOK.

ONEOK Partners' primary business objectives are to generate cash flow sufficient to pay quarterly cash distributions to unitholders and to increase these distributions over time. ONEOK Partners' ability to maintain and grow its distributions to unitholders, including ONEOK, depends on the growth of its existing businesses and strategic acquisitions. If ONEOK Partners is unable to implement business development opportunities and finance such activities on economically acceptable terms, its future growth will be limited, which could impact adversely its and our results of operations and cash flows.

ONEOK Partners is subject to risks that could limit its access to capital, thereby increasing its costs and affecting adversely its results of operations.

Much of ONEOK Partners' business is capital intensive, and achievement of its long-term growth targets is dependent, at least in part, upon its ability to access capital at rates and on terms it determines to be attractive. ONEOK Partners has grown rapidly in the past due in part to capital-growth projects and acquisitions. Future capital-growth projects and acquisitions may require additional capital. If ONEOK Partners is unable to access capital at competitive rates, its strategy of enhancing the earnings potential of its existing assets, including capital-growth acquisitions of complementary assets or businesses, will be affected adversely. A number of factors could affect adversely ONEOK Partners' ability to access capital, including: (i) general economic conditions; (ii) capital market conditions; (iii) market prices for natural gas, NGLs and other hydrocarbons; (iv) the overall health of the energy and related industries; (v) ability to maintain investment-grade credit ratings; (vi) unit price and (vii) capital structure. If ONEOK Partners' ability to access capital becomes constrained significantly, its interest costs and cost of equity will likely increase and its financial condition and future results of operations could be harmed significantly.

Growing ONEOK Partners' business by constructing new pipelines and plants or making modifications to its existing facilities subjects ONEOK Partners to construction and supply risks should adequate natural gas or NGL supply be unavailable upon completion of the facilities.

One of the ways ONEOK Partners intends to grow its business is through the construction of new pipelines and new gathering, processing, storage and fractionation facilities and through modifications to ONEOK Partners' existing pipelines and existing gathering, processing, storage and fractionation facilities. The construction and modification of pipelines and gathering, processing, storage and fractionation facilities may require significant capital expenditures, which may exceed ONEOK Partners' estimates, and involve numerous regulatory, environmental, political, legal and weather-related uncertainties. Construction projects in ONEOK Partners' industry may increase demand for labor, materials and rights of way, which may, in turn, impact ONEOK Partners' costs and schedule. If ONEOK Partners undertakes these projects, it may not be able to complete them on schedule or at the budgeted cost. Additionally, ONEOK Partners' revenues may not increase immediately upon the expenditure of funds on a particular project. For instance, if ONEOK Partners builds a new pipeline, the construction will occur over an extended period of time, and ONEOK Partners will not receive any material increases in revenues until after completion of the project. ONEOK Partners may have only limited natural gas or NGL supply committed to these facilities prior to their construction. Additionally, ONEOK Partners may construct facilities to capture anticipated future growth in production in a region in which anticipated production growth does not materialize. ONEOK Partners may also rely on estimates of proved reserves in its decision to construct new pipelines and facilities, which may prove to be inaccurate because there are numerous uncertainties inherent in estimating quantities of proved reserves. As a result, new facilities may not be able to attract enough natural gas or NGLs to achieve ONEOK Partners' expected investment return, which could affect materially and adversely ONEOK Partners' results of operations, financial condition and cash flows.

If the level of drilling and production in the Mid-Continent, Rocky Mountain, Texas and Gulf Coast regions declines substantially near its assets, ONEOK Partners' volumes and revenue could decline.

ONEOK Partners' ability to maintain or expand its businesses depends largely on the level of drilling and production by third parties in the Mid-Continent, Rocky Mountain, Texas and Gulf Coast regions. Drilling and production are impacted by factors beyond ONEOK Partners' control, including:

- demand and prices for natural gas, NGLs and crude oil;
- producers' finding and developing costs of reserves;
- producers' desire and ability to obtain necessary permits in a timely and economic manner;
- natural gas field characteristics and production performance;
- surface access and infrastructure issues; and
- capacity constraints on natural gas, crude oil and natural gas liquids infrastructure from the producing areas and ONEOK Partners' facilities.

If production from the Western Canada Sedimentary Basin remains flat or declines, and demand for natural gas from the Western Canada Sedimentary Basin is greater in market areas other than the Midwestern United States, demand for ONEOK Partners' interstate gas transportation services could decrease significantly.

ONEOK Partners depends on a portion of natural gas supply from the Western Canada Sedimentary Basin for some of ONEOK Partners' interstate pipelines, primarily Viking Gas Transmission and ONEOK Partners' investment in Northern Border Pipeline, that transport Canadian natural gas from the Western Canada Sedimentary Basin to the Midwestern United States market area. If demand for natural gas increases in Canada or other markets not served by ONEOK Partners' interstate

pipelines and/or production remains flat or declines, demand for transportation service on ONEOK Partners' interstate natural gas pipelines could decrease significantly, which could impact adversely its and our results of operations and cash flows.

Mergers between ONEOK Partners' customers and competitors could result in lower volumes being gathered, processed, fractionated, transported or stored on its assets, thereby reducing the amount of cash it generates.

Mergers between ONEOK Partners' existing customers and its competitors could provide strong economic incentives for the combined entities to utilize their existing gathering, processing, fractionation and/or transportation systems instead of ONEOK Partners' in those markets where the systems compete. As a result, ONEOK Partners could lose some or all of the volumes and associated revenues from these customers, and it could experience difficulty in replacing those lost volumes and revenues. Because most of ONEOK Partners' operating costs are fixed, a reduction in volumes could result not only in less revenue but also in a decline in cash flow, which would reduce its ability to pay cash distributions to its unitholders.

ONEOK Partners is subject to strict regulations at many of its facilities regarding employee safety, and failure to comply with these regulations could affect adversely ONEOK Partners' business, financial position, results of operations and cash flows.

The workplaces associated with ONEOK Partners' facilities are subject to the requirements of OSHA and comparable state statutes that regulate the protection of the health and safety of workers. The failure to comply with OSHA requirements or general industry standards, including keeping adequate records or occupational exposure to regulated substances could expose it to civil or criminal liability, enforcement actions, and regulatory fines and penalties and could have a material adverse effect on ONEOK Partners' business, financial position, results of operations and cash flows.

ONEOK Partners' operations are subject to operational hazards and unforeseen interruptions that could affect materially and adversely ONEOK Partners' business and for which neither we nor ONEOK Partners may be insured adequately.

ONEOK Partners' operations are subject to all of the risks and hazards typically associated with the operation of natural gas and natural gas liquids gathering, transportation and distribution pipelines, storage facilities and processing and fractionation plants. Operating risks include but are not limited to leaks, pipeline ruptures, the breakdown or failure of equipment or processes, and the performance of pipeline facilities below expected levels of capacity and efficiency. Other operational hazards and unforeseen interruptions include adverse weather conditions, accidents, explosions, fires, the collision of equipment with ONEOK Partners' pipeline facilities (for example, this may occur if a third party were to perform excavation or construction work near ONEOK Partners' facilities) and catastrophic events such as tornados, hurricanes, earthquakes, floods or other similar events beyond ONEOK Partners' control. It is also possible that ONEOK Partners' facilities could be direct targets or indirect casualties of an act of terrorism. A casualty occurrence might result in injury or loss of life, extensive property damage or environmental damage. Liabilities incurred and interruptions to the operations of ONEOK Partners' pipelines or other facilities caused by such an event could reduce revenues generated by ONEOK Partners and increase expenses, thereby impairing our or ONEOK Partners' ability to meet our respective obligations. Insurance proceeds may not be adequate to cover all liabilities or expenses incurred or revenues lost, and neither we nor ONEOK Partners are fully insured against all risks inherent in our respective businesses.

As a result of market conditions, premiums and deductibles for certain insurance policies can increase substantially, and, in some instances, certain insurance may become unavailable or available only for reduced amounts of coverage. Consequently, neither we nor ONEOK Partners may be able to renew existing insurance policies or purchase other desirable insurance on commercially reasonable terms, if at all. If either we or ONEOK Partners were to incur a significant liability for which either we or ONEOK Partners was not insured fully, it could have a material adverse effect on our or ONEOK Partners' financial position and results of operations. Further, the proceeds of any such insurance may not be paid in a timely manner and may be insufficient if such an event were to occur.

ONEOK Partners does not own all of the land on which its pipelines and facilities are located, and it leases certain facilities and equipment, which could disrupt its operations.

ONEOK Partners does not own all of the land on which certain of its pipelines and facilities are located and are, therefore, subject to the risk of increased costs to maintain necessary land use. ONEOK Partners obtains the rights to construct and operate certain of its pipelines and related facilities on land owned by third parties and governmental agencies for a specific period of time. Loss of these rights, through its inability to renew right-of-way contracts on acceptable terms or increased costs to renew such rights, could have a material adverse effect on ONEOK Partners' financial condition, results of operations and cash flows.

Pipeline-integrity programs and repairs may impose significant costs and liabilities.

Pursuant to a DOT rule, pipeline operators are required to develop pipeline integrity-management programs for intrastate and interstate natural gas and natural gas liquids pipelines that could affect high-consequence areas in the event of a release of product. As defined by applicable regulations, high-consequence areas include areas near the route of a pipeline with high-population densities, facilities occupied by persons of limited mobility or indoor or outdoor areas where at least 20 people gather periodically. The rule requires operators to identify pipeline segments that could impact a high-consequence area; improve data collection, integration and characterization of threats applicable to each segment and implement preventive and mitigating actions; perform ongoing assessments of pipeline integrity; and repair and remediate the pipeline as necessary. These testing programs could cause us and ONEOK Partners to incur significant capital and operating expenditures to make repairs or remediate, as well as initiate preventive or mitigating actions that are determined to be necessary.

ONEOK Partners is subject to comprehensive energy regulation by governmental agencies, and the recovery of its costs are dependent on regulatory action.

Federal, state and local agencies have jurisdiction over many of ONEOK Partners' activities, including regulation by the FERC of its storage and interstate pipeline assets. The profitability of ONEOK Partners' regulated operations is dependent on its ability to pass through costs related to providing energy and other commodities to its customers by filing periodic rate cases. The regulatory environment applicable to ONEOK Partners' regulated businesses could impair its ability to recover costs historically absorbed by its customers.

ONEOK Partners is unable to predict the impact that the future regulatory activities of these agencies will have on its operating results. Changes in regulations or the imposition of additional regulations could have an adverse impact on ONEOK Partners' business, financial condition and results of operations.

ONEOK Partners' regulated pipelines' transportation rates are subject to review and possible adjustment by federal and state regulators.

Under the Natural Gas Act, which is applicable to interstate natural gas pipelines, and the Interstate Commerce Act, which is applicable to crude oil and natural gas liquids pipelines, ONEOK Partners' interstate transportation rates, which are regulated by the FERC, must be just and reasonable and not unduly discriminatory.

Shippers may protest ONEOK Partners' pipeline tariff filings, and the FERC and/or state regulatory agencies may investigate tariff rates. Further, the FERC may order refunds of amounts collected under newly filed rates that are determined by the FERC to be in excess of a just and reasonable level. In addition, shippers may challenge by complaint the lawfulness of tariff rates that have become final and effective. The FERC and/or state regulatory agencies also may investigate tariff rates absent shipper complaint. Any finding that approved rates exceed a just and reasonable level on the natural gas pipelines would take effect prospectively. In a complaint proceeding challenging natural gas liquids pipeline rates, if the FERC determines existing rates exceed a just and reasonable level, it could require the payment of reparations to complaining shippers for up to two years prior to the complaint. Any such action by the FERC or a comparable action by a state regulatory agency could affect adversely ONEOK Partners' pipeline businesses' ability to charge rates that would cover future increases in costs, or even to continue to collect rates that cover current costs and provide for a reasonable return. We can provide no assurance that ONEOK Partners' pipeline systems will be able to recover all of their costs through existing or future rates.

ONEOK Partners' regulated pipeline companies have recorded certain assets that may not be recoverable from its customers.

Accounting policies for FERC-regulated companies permit certain assets that result from the regulated ratemaking process to be recorded on ONEOK Partners' balance sheet that could not be recorded under GAAP for nonregulated entities. ONEOK Partners considers factors such as regulatory changes and the impact of competition to determine the probability of future recovery of these assets. If ONEOK Partners determines future recovery is no longer probable, ONEOK Partners would be required to write off the regulatory assets at that time.

Compliance with environmental regulations that ONEOK Partners is subject to may be difficult and costly.

ONEOK Partners is subject to multiple environmental laws and regulations affecting many aspects of present and future operations, including air emissions, water quality, wastewater discharges, solid and hazardous wastes, and hazardous material and substance management. These laws and regulations require ONEOK Partners to obtain and comply with a wide variety of

environmental registrations, licenses, permits, inspections and other approvals. Failure to comply with these laws, regulations, permits and licenses may expose ONEOK Partners to fines, penalties and/or interruptions in its operations that could be material to its results of operations. If a leak or spill of hazardous substance occurs from ONEOK Partners' pipelines, gathering lines or facilities in the process of transporting natural gas or NGLs or at any facility that ONEOK Partners owns, operates or otherwise uses, ONEOK Partners could be held jointly and severally liable for all resulting liabilities, including investigation and clean-up costs, which could affect materially its results of operations and cash flows. In addition, emission controls required under the federal Clean Air Act and other similar federal and state laws could require unexpected capital expenditures at ONEOK Partners' facilities. ONEOK Partners cannot assure that existing environmental regulations will not be revised or that new regulations will not be adopted or become applicable to it. Revised or additional regulations that result in increased compliance costs or additional operating restrictions, particularly if those costs are not fully recoverable from customers, could have a material adverse effect on ONEOK Partners' business, financial condition and results of operations.

ONEOK Partners' operations are subject to federal and state laws and regulations relating to the protection of the environment, which may expose it to significant costs and liabilities.

The risk of incurring substantial environmental costs and liabilities is inherent in ONEOK Partners' business. ONEOK Partners' operations are subject to extensive federal, state and local laws and regulations governing the discharge of materials into, or otherwise relating to the protection of, the environment. Examples of these laws include:

- the Clean Air Act and analogous state laws that impose obligations related to air emissions;
- the Clean Water Act and analogous state laws that regulate discharge of waste water from ONEOK Partners' facilities to state and federal waters;
- the federal CERCLA and analogous state laws that regulate the cleanup of hazardous substances that may have been released at properties currently or previously owned or operated by ONEOK Partners or locations to which ONEOK Partners has sent waste for disposal; and
- the federal Resource Conservation and Recovery Act and analogous state laws that impose requirements for the handling and discharge of solid and hazardous waste from ONEOK Partners' facilities.

Various federal and state governmental authorities, including the EPA, have the power to enforce compliance with these laws and regulations and the permits issued under them. Violators are subject to administrative, civil and criminal penalties, including civil fines, injunctions or both. Joint and several, strict liability may be incurred without regard to fault under the CERCLA, Resource Conservation and Recovery Act and analogous state laws for the remediation of contaminated areas.

There is an inherent risk of incurring environmental costs and liabilities in ONEOK Partners' business due to its handling of the products it gathers, transports, processes and stores, air emissions related to its operations, past industry operations and waste disposal practices, some of which may be material. Private parties, including the owners of properties through which ONEOK Partners' pipeline systems pass, may have the right to pursue legal actions to enforce compliance as well as to seek damages for noncompliance with environmental laws and regulations or for personal injury or property damage arising from ONEOK Partners' operations. Some sites ONEOK Partners operates are located near current or former third-party hydrocarbon storage and processing operations, and there is a risk that contamination has migrated from those sites to ONEOK Partners' sites. In addition, increasingly strict laws, regulations and enforcement policies could increase significantly ONEOK Partners' compliance costs and the cost of any remediation that may become necessary, some of which may be material. Additional information is included under Item 1, Business under "Environmental and Safety Matters" and in Note R of the Notes to Consolidated Financial Statements in this Annual Report.

ONEOK Partners' insurance may not cover all environmental risks and costs or may not provide sufficient coverage in the event an environmental claim is made against ONEOK Partners. ONEOK Partners' business may be affected materially and adversely by increased costs due to stricter pollution-control requirements or liabilities resulting from noncompliance with required operating or other regulatory permits. New environmental regulations might also materially and adversely affect ONEOK Partners' products and activities, and federal and state agencies could impose additional safety requirements, all of which could affect materially ONEOK Partners' profitability.

ONEOK Partners may face significant costs to comply with the regulation of GHG emissions.

GHG emissions originate primarily from combustion engine exhaust, heater exhaust and fugitive methane gas emissions. Various federal and state legislative proposals have been introduced to regulate the emission of GHGs, particularly carbon dioxide and methane, and the United States Supreme Court has ruled that carbon dioxide is a pollutant subject to regulation by the EPA. In addition, there have been international efforts seeking legally binding reductions in emissions of GHGs.

ONEOK Partners believes it is possible that future governmental legislation and/or regulation may require it either to limit GHG emissions from its operations or to purchase allowances for such emissions that are actually attributable to its NGL customers. However, it cannot predict precisely what form these future regulations will take, the stringency of the regulations, or when they will become effective. Several legislative bills have been introduced in the United States Congress that would require carbon dioxide emission reductions. Previously considered proposals have included, among other things, limitations on the amount of GHGs that can be emitted (so called “caps”) together with systems of emissions allowances. This system could require ONEOK Partners to reduce emissions, even though the technology is not currently available for efficient reduction, or to purchase allowances for such emissions. Emissions also could be taxed independently of limits.

In addition to activities on the federal level, state and regional initiatives could also lead to the regulation of GHG emissions sooner and/or independent of federal regulation. These regulations could be more stringent than any federal regulation or legislation that is adopted.

Future legislation and/or regulation designed to reduce GHG emissions could make some of its activities uneconomic to maintain or operate. Further, ONEOK Partners may not be able to pass on the higher costs to its customers or recover all costs related to complying with GHG regulatory requirements. Its future results of operations, cash flows or financial condition could be adversely affected if such costs are not recovered through regulated rates or otherwise passed on to its customers.

ONEOK Partners continues to monitor legislative and regulatory developments in this area. Although the regulation of GHG emissions may have a material impact on its operations and rates, ONEOK Partners believes it is premature to attempt to quantify the potential costs of the impacts.

ONEOK Partners is subject to physical and financial risks associated with climate change.

There is a growing belief that emissions of GHGs may be linked to global climate change. Climate change creates physical and financial risk. ONEOK Partners’ customers’ energy needs vary with weather conditions, primarily temperature and humidity. For residential customers, heating and cooling represent their largest energy use. To the extent weather conditions may be affected by climate change, customers’ energy use could increase or decrease depending on the duration and magnitude of any changes. Increased energy use due to weather changes may require ONEOK Partners to invest in more pipelines and other infrastructure to serve increased demand. A decrease in energy use due to weather changes may affect its financial condition through decreased revenues. Extreme weather conditions in general require more system backup, adding to costs, and can contribute to increased system stresses, including service interruptions. Weather conditions outside of ONEOK Partners’ operating territory could also have an impact on its revenues. Severe weather impacts its operating territories primarily through hurricanes, thunderstorms, tornados and snow or ice storms. To the extent the frequency of extreme weather events increases, this could increase its cost of providing service. ONEOK Partners may not be able to pass on the higher costs to its customers or recover all the costs related to mitigating these physical risks. To the extent financial markets view climate change and emissions of GHGs as a financial risk, this could affect negatively its ability to access capital markets or cause ONEOK Partners to receive less favorable terms and conditions in future financings. Its business could be affected by the potential for lawsuits against GHG emitters, based on links drawn between GHG emissions and climate change.

ONEOK Partners’ business is subject to regulatory oversight and potential penalties.

The natural gas industry historically has been subject to heavy state and federal regulation that extends to many aspects of ONEOK Partners’ businesses and operations, including:

- rates, operating terms and conditions of service;
- the types of services ONEOK Partners may offer its customers;
- construction of new facilities;
- the integrity, safety and security of facilities and operations;
- acquisition, extension or abandonment of services or facilities;
- reporting and information posting requirements;
- maintenance of accounts and records; and
- relationships with affiliate companies involved in all aspects of the natural gas and energy businesses.

Compliance with these requirements can be costly and burdensome. Future changes to laws, regulations and policies in these areas may impair ONEOK Partners’ ability to compete for business or to recover costs and may increase the cost and burden of operations. ONEOK Partners cannot guarantee that state or federal regulators will authorize any projects or acquisitions that it

may propose in the future. Moreover, ONEOK Partners cannot guarantee that, if granted, any such authorizations will be made in a timely manner or will be free from potentially burdensome conditions.

Failure to comply with all applicable state or federal statutes, rules and regulations and orders, could bring substantial penalties and fines. For example, under the Energy Policy Act of 2005, the FERC has civil penalty authority under the Natural Gas Act to impose penalties for current violations of up to \$1 million per day for each violation.

Finally, ONEOK Partners cannot give any assurance regarding future state or federal regulations under which it will operate or the effect such regulations could have on its or our business, financial condition and results of operations and cash flows.

ONEOK Partners' regulated pipelines' transportation rates are subject to review and possible adjustment by federal and state regulators.

Under the Natural Gas Act, which is applicable to interstate natural gas pipelines, and the Interstate Commerce Act, which is applicable to crude oil and natural gas liquids pipelines, ONEOK Partners' interstate transportation rates, which are regulated by the FERC, must be just and reasonable and not unduly discriminatory.

Shippers may protest ONEOK Partners' pipeline tariff filings, and the FERC and or state regulatory agency may investigate tariff rates. Further, the FERC may order refunds of amounts collected under newly filed rates that are determined by the FERC to be in excess of a just and reasonable level. In addition, shippers may challenge by complaint the lawfulness of tariff rates that have become final and effective. The FERC and/or state regulatory agencies also may investigate tariff rates absent shipper complaint. Any finding that approved rates exceed a just and reasonable level on the natural gas pipelines would take effect prospectively. In a complaint proceeding challenging natural gas liquids pipeline rates, if the FERC determines existing rates exceed a just and reasonable level, it could require the payment of reparations to complaining shippers for up to two years prior to the complaint. Any such action by the FERC or a comparable action by a state regulatory agency could affect adversely ONEOK Partners' pipeline businesses' ability to charge rates that would cover future increases in costs, or even to continue to collect rates that cover current costs, and provide for a reasonable return. ONEOK Partners can provide no assurance that its pipeline systems will be able to recover all of their costs through existing or future rates.

Demand for natural gas and for certain of ONEOK Partners' products and services is highly weather sensitive and seasonal.

The demand for natural gas and for certain of ONEOK Partners' businesses' products, such as propane, is weather sensitive and seasonal, with a portion of revenues derived from sales for heating during the winter months. Weather conditions influence directly the volume of, among other things, natural gas and propane delivered to customers. Deviations in weather from normal levels and the seasonal nature of certain of ONEOK Partners' businesses can create variations in earnings and short-term cash requirements.

Energy efficiency and technological advances may affect the demand for natural gas and affect adversely ONEOK Partners' operating results.

More strict local, state and federal energy-conservation measures in the future or technological advances in heating, including installation of improved insulation and the development of more efficient furnaces, energy generation or other devices could affect the demand for natural gas and adversely affect ONEOK Partners' and our results of operations and cash flows.

In the competition for customers, ONEOK Partners may have significant levels of uncontracted or discounted capacity on its natural gas and natural gas liquids pipelines, processing, fractionation and storage assets.

ONEOK Partners' natural gas and natural gas liquids pipelines, processing, fractionation and storage assets compete with other pipelines, processing, fractionation and storage facilities for natural gas and NGL supplies delivered to the markets it serves. As a result of competition, at any given time ONEOK Partners may have significant levels of uncontracted or discounted capacity on its pipelines, processing, fractionation and in its storage assets, which could have a material adverse impact on ONEOK Partners' or our results of operations and cash flows.

ONEOK Partners is exposed to the credit risk of its customers or counterparties, and its credit risk management may not be adequate to protect against such risk.

ONEOK Partners is subject to the risk of loss resulting from nonpayment and/or nonperformance by ONEOK Partners' customers or counterparties. ONEOK Partners' customers or counterparties may experience rapid deterioration of their

financial condition as a result of changing market conditions, commodity prices or financial difficulties that could impact their creditworthiness or ability to pay ONEOK Partners for its services. ONEOK Partners assesses the creditworthiness of its customers or counterparties and obtains collateral as it deems appropriate. If ONEOK Partners fails to assess adequately the creditworthiness of existing or future customers or counterparties, unanticipated deterioration in their creditworthiness and any resulting nonpayment and/or nonperformance could adversely impact ONEOK Partners' or our results of operations. In addition, if any of ONEOK Partners' customers or counterparties files for bankruptcy protection, this could have a material negative impact on ONEOK Partners' and our business, financial condition, results of operations and cash flows.

Any reduction in ONEOK Partners' credit ratings could affect materially and adversely its business, financial condition, liquidity and results of operations.

ONEOK Partners' senior unsecured long-term debt has been assigned an investment-grade rating by Moody's of "Baa2" (Stable) and by S&P of "BBB" (Stable) as of February 3, 2014; however, we cannot provide assurance that any of its current ratings will remain in effect for any given period of time or that a rating will not be lowered or withdrawn entirely by a rating agency if, in its judgment, circumstances in the future so warrant. Specifically, if Moody's or S&P were to downgrade ONEOK Partners' long-term debt rating, particularly below investment grade, its borrowing costs would increase, which would affect adversely its financial results, and its potential pool of investors and funding sources could decrease. Ratings from credit agencies are not recommendations to buy, sell or hold ONEOK Partners' debt securities. Each rating should be evaluated independently of any other rating.

An event of default may require ONEOK Partners to offer to repurchase certain of its senior notes or may impair its ability to access capital.

The indentures governing ONEOK Partners' senior notes include an event of default upon the acceleration of other indebtedness of \$100 million or more. Such events of default would entitle the trustee or the holders of 25 percent in aggregate principal amount of ONEOK Partners' outstanding senior notes to declare those senior notes immediately due and payable in full. ONEOK Partners may not have sufficient cash on hand to repurchase and repay any accelerated senior notes, which may cause ONEOK Partners to borrow money under its credit facilities or seek alternative financing sources to finance the repurchases and repayment. ONEOK Partners could also face difficulties accessing capital or its borrowing costs could increase, impacting its ability to obtain financing for acquisitions or capital expenditures, to refinance indebtedness and to fulfill its debt obligations.

ONEOK Partners' indebtedness could impair its financial condition and ability to fulfill its obligations.

As of December 31, 2014, ONEOK Partners had total indebtedness of approximately \$7.1 billion. Its indebtedness could have significant consequences. For example, it could:

- make it more difficult to satisfy its obligations with respect to its senior notes and other indebtedness, which could in turn result in an event of default on such other indebtedness or its senior notes;
- impair its ability to obtain additional financing in the future for working capital, capital expenditures, acquisitions or general business purposes;
- diminish its ability to withstand a downturn in its business or the economy;
- require it to dedicate a substantial portion of its cash flow from operations to debt-service payments, thereby reducing the availability of cash for working capital, capital expenditures, acquisitions, distributions to partners and general partnership purposes;
- limit its flexibility in planning for, or reacting to, changes in its business and the industry in which it operates; and
- place it at a competitive disadvantage compared with its competitors that have proportionately less debt.

ONEOK Partners is not prohibited under the indentures governing its senior notes from incurring additional indebtedness, but its debt agreements do subject it to certain operational limitations summarized in the next paragraph. ONEOK Partners' incurrence of significant additional indebtedness would exacerbate the negative consequences mentioned above and could affect adversely its ability to repay its senior notes and other indebtedness.

ONEOK Partners' debt agreements contain provisions that restrict its ability to finance future operations or capital needs or to expand or pursue its business activities. For example, certain of these agreements contain provisions that, among other things, limit its ability to make loans or investments, make material changes to the nature of its business, merge, consolidate or engage in asset sales, grant liens or make negative pledges. Certain agreements also require it to maintain certain financial ratios, which limit the amount of additional indebtedness it can incur. For example, the ONEOK Partners Credit Agreement contains a financial covenant requiring it to maintain a ratio of indebtedness to adjusted EBITDA (EBITDA, as defined in the ONEOK

Partners Credit Agreement, adjusted for all noncash charges and increased for projected EBITDA from certain lender-approved capital expansion projects) of no more than 5.0 to 1. If ONEOK Partners consummates one or more acquisitions in which the aggregate purchase price is \$25 million or more, the allowable ratio of indebtedness to adjusted EBITDA will increase to 5.5 to 1 for the quarter of the acquisition and the two following quarters.

These restrictions could result in higher costs of borrowing and impair ONEOK Partners' ability to generate additional cash. Future financing agreements ONEOK Partners may enter into may contain similar or more restrictive covenants.

If ONEOK Partners is unable to meet its debt-service obligations, it could be forced to restructure or refinance its indebtedness, seek additional equity capital or sell assets. It may be unable to obtain financing, raise equity or sell assets on satisfactory terms, or at all.

Borrowings under the ONEOK Partners Credit Agreement and its senior notes are nonrecourse to ONEOK, and ONEOK does not guarantee the debt, commercial paper or other similar commitments of ONEOK Partners.

ONEOK Partners has adopted certain valuation methodologies that may result in a shift of income, gain, loss and deduction between the general partner and the unitholders. The IRS may challenge this treatment, which could adversely affect the value of its limited partner units.

When ONEOK Partners issues additional units or engages in certain other transactions, ONEOK Partners determines the fair market value of its assets and allocates any unrealized gain or loss attributable to its assets to the capital accounts of its unitholders and its general partner. ONEOK Partners' methodology may be viewed as understating the value of its assets. In that case, there may be a shift of income, gain, loss and deduction between certain unitholders and the general partner, which may be unfavorable to such unitholders. Moreover, under ONEOK Partners' current valuation methods, subsequent purchasers of common units may have a greater portion of their Internal Revenue Code Section 743(b) adjustment allocated to ONEOK Partners' tangible assets and a lesser portion allocated to ONEOK Partners' intangible assets. The IRS may challenge ONEOK Partners' valuation methods or ONEOK Partners' allocation of the Section 743(b) adjustment attributable to ONEOK Partners' tangible and intangible assets, and allocations of income, gain, loss and deduction between the general partner and certain of ONEOK Partners' unitholders.

A successful IRS challenge to these methods or allocations could affect adversely the amount of taxable income or loss being allocated to ONEOK Partners' unitholders. It also could affect the amount of gain from ONEOK Partners unitholders' sale of common units and could have a negative impact on the value of the common units or result in audit adjustments to ONEOK Partners unitholders' tax returns without the benefit of additional deductions.

ONEOK Partners' treatment of a purchaser of common units as having the same tax benefits as the seller could be challenged, resulting in a reduction in value of the common units.

Because ONEOK Partners cannot match transferors and transferees of common units, ONEOK Partners is required to maintain the uniformity of the economic and tax characteristics of these units in the hands of the purchasers and sellers of these units. ONEOK Partners does so by adopting certain depreciation conventions that do not conform to all aspects of existing United States Treasury regulations. A successful IRS challenge to these conventions could affect adversely the tax benefits to a unitholder of ownership of the common units and could have a negative impact on their value or result in audit adjustments to ONEOK Partners unitholders' tax returns.

Increased regulation of exploration and production activities, including hydraulic fracturing, could result in reductions or delays in drilling and completing new oil and natural gas wells, which could impact adversely ONEOK Partners' revenues by decreasing the volumes of unprocessed natural gas and NGLs transported on its or its joint ventures' natural gas and natural gas liquids pipelines.

The natural gas industry is relying increasingly on natural gas supplies from nonconventional sources, such as shale and tight sands. Natural gas extracted from these sources frequently requires hydraulic fracturing, which involves the pressurized injection of water, sand, and chemicals into the geologic formation to stimulate natural gas production. Recently, there have been initiatives at the federal and state levels to regulate or otherwise restrict the use of hydraulic fracturing, and several states have adopted regulations that impose more stringent permitting, disclosure and well-completion requirements on hydraulic fracturing operations. Legislation or regulations placing restrictions on hydraulic fracturing activities could impose operational delays, increased operating costs and additional regulatory burdens on exploration and production operators, which could reduce their production of unprocessed natural gas and, in turn, adversely affect ONEOK Partners' revenues and results of operations by decreasing the volumes of unprocessed natural gas and NGLs gathered, treated, processed, fractionated and

transported on ONEOK Partners' or its joint ventures' natural gas and natural gas liquids pipelines, several of which gather unprocessed natural gas and NGLs from areas where the use of hydraulic fracturing is prevalent.

Continued development of new supply sources could impact demand.

The discovery of nonconventional natural gas production areas closer to certain market areas that ONEOK Partners serves may compete with natural gas originating in production areas connected to ONEOK Partners' systems. For example, the Marcellus Shale in Pennsylvania, New York, West Virginia and Ohio may cause natural gas in supply areas connected to ONEOK Partners' systems to be diverted to markets other than its traditional market areas and may affect capacity utilization adversely on ONEOK Partners' pipeline systems and ONEOK Partners' ability to renew or replace existing contracts at rates sufficient to maintain current revenues and cash flows. In addition, supply volumes from these nonconventional natural gas production areas may compete with and displace volumes from the Mid-Continent, Permian, Rocky Mountains and Canadian supply sources in certain of ONEOK Partners' markets. The displacement of natural gas originating in supply areas connected to ONEOK Partners' pipeline systems by these new supply sources that are closer to the end-use markets could result in lower transportation revenues, which could have a material adverse impact on ONEOK Partners' business, financial condition, results of operations and cash flows.

A court may use fraudulent conveyance considerations to avoid or subordinate the Intermediate Partnership's guarantee of certain of ONEOK Partners' senior notes.

Various applicable fraudulent conveyance laws have been enacted for the protection of creditors. A court may use fraudulent conveyance laws to subordinate or avoid the guarantee of certain of ONEOK Partners' senior notes issued the Intermediate Partnership. It is also possible that under certain circumstances, a court could hold that the direct obligations of the Intermediate Partnership could be superior to the obligations under that guarantee.

A court could avoid or subordinate the Intermediate Partnership's guarantee of certain of ONEOK Partners' senior notes in favor of the Intermediate Partnership's other debts or liabilities to the extent that the court determined either of the following were true at the time the Intermediate Partnership issued the guarantee:

- the Intermediate Partnership incurred the guarantee with the intent to hinder, delay or defraud any of its present or future creditors or the Intermediate Partnership contemplated insolvency with a design to favor one or more creditors to the total or partial exclusion of others; or
- the Intermediate Partnership did not receive fair consideration or reasonable equivalent value for issuing the guarantee and, at the time it issued the guarantee, the Intermediate Partnership:
 - was insolvent or rendered insolvent by reason of the issuance of the guarantee;
 - was engaged or about to engage in a business or transaction for which its remaining assets constituted unreasonably small capital; or
 - intended to incur, or believed that it would incur, debts beyond its ability to pay such debts as they matured.

The measure of insolvency for purposes of the foregoing will vary depending upon the law of the relevant jurisdiction. Generally, however, an entity would be considered insolvent for purposes of the foregoing if:

- the sum of its debts, including contingent liabilities, were greater than the fair saleable value of all of its assets at a fair valuation;
- the present fair saleable value of its assets was less than the amount that would be required to pay its probable liability on its existing debts, including contingent liabilities, as they become absolute and mature; or
- it could not pay its debts as they become due.

Among other things, a legal challenge of the Intermediate Partnership's guarantee of certain of ONEOK Partners' senior notes on fraudulent conveyance grounds may focus on the benefits, if any, realized by the Intermediate Partnership as a result of ONEOK Partners' issuance of such senior notes. To the extent the Intermediate Partnership's guarantee of certain of ONEOK Partners' senior notes is avoided as a result of fraudulent conveyance or held unenforceable for any other reason, the holders of such senior notes would cease to have any claim in respect of the guarantee.

ONEOK Partners may be unable to cause its joint ventures to take or not to take certain actions unless some or all of its joint-venture participants agree.

ONEOK Partners participates in several joint ventures. Due to the nature of some of these arrangements, each participant in these joint ventures has made substantial investments in the joint venture and, accordingly, has required that the relevant charter documents contain certain features designed to provide each participant with the opportunity to participate in the management

of the joint venture and to protect its investment, as well as any other assets that may be substantially dependent on or otherwise affected by the activities of that joint venture. These participation and protective features customarily include a corporate governance structure that requires at least a majority-in-interest vote to authorize many basic activities and requires a greater voting interest (sometimes up to 100 percent) to authorize more significant activities. Examples of these more significant activities are large expenditures or contractual commitments, the construction or acquisition of assets, borrowing money or otherwise raising capital, transactions with affiliates of a joint-venture participant, litigation and transactions not in the ordinary course of business, among others. Thus, without the concurrence of joint-venture participants with enough voting interests, ONEOK Partners may be unable to cause any of its joint ventures to take or not to take certain actions, even though those actions may be in the best interest of ONEOK Partners or the particular joint venture.

Moreover, any joint-venture owner generally may sell, transfer or otherwise modify its ownership interest in a joint venture, whether in a transaction involving third parties or the other joint-venture owners. Any such transaction could result in ONEOK Partners being required to partner with different or additional parties.

ONEOK Partners' operating cash flow is derived partially from cash distributions it receives from its unconsolidated affiliates.

ONEOK Partners' operating cash flow is derived partially from cash distributions it receives from its unconsolidated affiliates, as discussed in Note P of the Notes to Consolidated Financial Statements. The amount of cash that ONEOK Partners' unconsolidated affiliates can distribute principally depends upon the amount of cash flow these affiliates generate from their respective operations, which may fluctuate from quarter to quarter. ONEOK Partners does not have any direct control over the cash distribution policies of its unconsolidated affiliates. This lack of control may contribute to ONEOK Partners' not having sufficient available cash each quarter to continue paying distributions at its current levels.

Additionally, the amount of cash that ONEOK Partners has available for cash distribution depends primarily upon its cash flow, including cash flow from financial reserves and working capital borrowings, and is not solely a function of profitability, which will be affected by noncash items such as depreciation, amortization and provisions for asset impairments. As a result, ONEOK Partners may be able to make cash distributions during periods when it records losses and may not be able to make cash distributions during periods when it records net income.

ITEM 1B. UNRESOLVED STAFF COMMENTS

Not applicable.

ITEM 2. PROPERTIES

DESCRIPTION OF PROPERTIES

Natural Gas Gathering and Processing

Property - The Natural Gas Gathering and Processing segment owns the following assets:

- approximately 11,300 miles and 7,400 miles of natural gas gathering pipelines in the Mid-Continent and Rocky Mountain regions, respectively;
- nine natural gas processing plants with approximately 785 MMcf/d of processing capacity in the Mid-Continent region, and 10 natural gas processing plants with approximately 665 MMcf/d of processing capacity in the Rocky Mountain region; and
- approximately 30 MBbl/d of natural gas liquids fractionation capacity at various natural gas processing plants in the Mid-Continent and Rocky Mountain regions.

As discussed further in "Growth Projects" in the Natural Gas Gathering and Processing segment's discussion in Item 7, Management's Discussion and Analysis of Financial Condition and Results of Operations, ONEOK Partners also is constructing or plans to construct the following:

- four additional natural gas processing plants in the Rocky Mountain region, which will provide approximately 530 MMcf/d of combined processing capacity;
- projects to increase natural gas compression at existing facilities in the Rocky Mountain region, which will provide approximately 100 MMcf/d of processing capacity; and
- one natural gas processing plant in the Mid-Continent region, with approximately 200 MMcf/d of processing capacity.

Utilization - The utilization rates for ONEOK Partners' natural gas processing plants were approximately 84 percent and 71 percent for 2014 and 2013, respectively. ONEOK Partners calculates utilization rates using a weighted-average approach, adjusting for the dates that assets were placed in service.

Natural Gas Liquids

Property - The Natural Gas Liquids segment owns the following assets:

- approximately 2,800 miles of non-FERC-regulated natural gas liquids gathering pipelines with peak capacity of approximately 800 MBbl/d;
- approximately 170 miles of non-FERC-regulated natural gas liquids distribution pipelines with peak transportation capacity of approximately 66 MBbl/d;
- approximately 4,270 miles of FERC-regulated natural gas liquids gathering pipelines with peak capacity of approximately 633 MBbl/d;
- approximately 4,100 miles of FERC-regulated natural gas liquids and refined petroleum products distribution pipelines with peak capacity of 900 MBbl/d;
- one natural gas liquids fractionator, located in Oklahoma, with operating capacity of approximately 210 MBbl/d; two natural gas liquids fractionators, located in Kansas, with combined operating capacity of 280 MBbl/d; and two natural gas liquids fractionators, located in Texas, with combined operating capacity of 150 MBbl/d;
- 80 percent ownership interest in one natural gas liquids fractionator in Texas with ONEOK Partners' proportional share of operating capacity of approximately 128 MBbl/d;
- interest in one natural gas liquids fractionator in Kansas with ONEOK Partners' proportional share of operating capacity of approximately 11 MBbl/d;
- one isomerization unit in Kansas with operating capacity of 9 MBbl/d;
- six natural gas liquids storage facilities in Oklahoma, Kansas and Texas with operating storage capacity of approximately 23.2 MMBbl;
- eight natural gas liquids product terminals in Missouri, Nebraska, Iowa and Illinois;
- above- and below-ground storage facilities associated with ONEOK Partners' FERC-regulated natural gas liquids pipeline operations in Iowa, Illinois, Nebraska and Kansas with combined operating capacity of 978 MBbl; and
- one ethane/propane splitter in Texas with operating capacity of 32 MBbl/d of purity ethane and 8 MBbl/d of propane.

In addition, ONEOK Partners leases approximately 2.5 MMBbl of combined NGL storage capacity at facilities in Kansas and Texas and has access to 60 MBbl/d of natural gas liquids fractionation capacity in Texas through a fractionation service agreement.

As discussed further in "Growth Projects" in the Natural Gas Liquids segment's discussion in Item 7, Management's Discussion and Analysis of Financial Condition and Results of Operations, ONEOK Partners also expects to place in service in the first quarter 2015 approximately 95 miles of FERC-regulated distribution pipelines from Hutchinson, Kansas, to Medford, Oklahoma.

ONEOK Partners also has a 25 MBbl/d expansion of its Bakken NGL Pipeline and additional NGL infrastructure for its new natural gas processing plants in the Rocky Mountain region in various stages of construction.

Utilization - The utilization rates for ONEOK Partners' various assets, including leased assets, for 2014 and 2013, respectively, were as follows:

- its non-FERC-regulated natural gas liquids gathering pipelines were approximately 62 percent and 69 percent;
- its FERC-regulated natural gas liquids gathering pipelines were approximately 79 percent and 71 percent;
- its FERC-regulated natural gas liquids distribution pipelines were approximately 47 percent and 58 percent;
- its natural gas liquids fractionators were approximately 70 percent and 78 percent; and
- its average contracted natural gas liquids storage volumes were approximately 69 percent and 72 percent of storage capacity.

ONEOK Partners calculates utilization rates using a weighted-average approach, adjusting for the dates that assets were placed in service. ONEOK Partners' fractionation utilization rate reflects approximate proportional capacity associated with its ownership interests.

Natural Gas Pipelines

Property - The Natural Gas Pipelines segment owns the following assets:

- approximately 1,500 miles of FERC-regulated interstate natural gas pipelines with approximately 3.2 Bcf/d of peak transportation capacity;
- approximately 5,200 miles of state-regulated intrastate transmission pipelines with peak transportation capacity of approximately 3.2 Bcf/d; and
- approximately 51.7 Bcf of total active working natural gas storage capacity.

ONEOK Partners' storage includes four underground natural gas storage facilities in Oklahoma, two underground natural gas storage facilities in Kansas and two underground natural gas storage facilities in Texas.

Utilization - ONEOK Partners' natural gas pipelines were approximately 91 percent subscribed in 2014 and 90 percent subscribed in 2013, and its natural gas storage facilities were 76 percent subscribed in 2014 and 92 percent subscribed in 2013.

Other

Property - We own the 17-story ONEOK Plaza office building, with approximately 505,000 square feet of net rentable space, and an associated parking garage.

ITEM 3. LEGAL PROCEEDINGS

Gas Index Pricing Litigation - We, ONEOK Energy Services Company, L.P. (OESC) and one other affiliate are defending, either individually or together, against the following lawsuits that claim damages resulting from the alleged market manipulation or false reporting of prices to gas index publications by us and others: *Sinclair Oil Corporation v. ONEOK Energy Services Corporation, L.P., et al.* (filed in the United States District Court for the District of Wyoming in September 2005, transferred to MDL-1566 in the United States District Court for the District of Nevada); *Reorganized FLI, Inc. (formerly J.P. Morgan Trust Company) v. ONEOK, Inc., et al.* (filed in the District Court of Wyandotte County, Kansas, in October 2005, transferred to MDL-1566 in the United States District Court for the District of Nevada); *Learjet, Inc., et al. v. ONEOK, Inc., et al.* (filed in the District Court of Wyandotte, Kansas, in November 2005, transferred to MDL-1566 in the United States District Court for the District of Nevada); *Arandell Corporation, et al. v. Xcel Energy, Inc., et al.* (filed in the Circuit Court for Dane County, Wisconsin, in December 2006, transferred to MDL-1566 in the United States District Court for the District of Nevada); *Heartland Regional Medical Center, et al. v. ONEOK, Inc., et al.* (filed in the Circuit Court of Buchanan County, Missouri, in March 2007, transferred to MDL-1566 in the United States District Court for the District of Nevada); *NewPage Wisconsin System v. CMS Energy Resource Management Company, et al.* (filed in the Circuit Court for Wood County, Wisconsin, in March 2009, transferred to MDL-1566 in the United States District Court for the District of Nevada and now consolidated with the *Arandell* case). In each of these lawsuits, the plaintiffs allege that we, OESC and one other affiliate and approximately ten other energy companies and their affiliates engaged in an illegal scheme to inflate natural gas prices by providing false information to gas price index publications. All of the complaints arise out of a CFTC investigation into and reports concerning false gas price index-reporting or manipulation in the energy marketing industry during the years from 2000 to 2002.

On July 18, 2011, the trial court granted judgments in favor of ONEOK, Inc., OESC and other unaffiliated entities in the following cases: *Reorganized FLI*, *Learjet*, *Arandell*, *Heartland*, and *NewPage*. The court also granted judgment in favor of OESC on all state law claims asserted in the *Sinclair* case. On August 18, 2011, the trial court entered an order approving a stipulation by the plaintiffs and our affiliate, Kansas Gas Marketing Company ("KGMC"), for a dismissal without prejudice of the plaintiffs' claims against KGMC in the *Learjet* and *Heartland* cases.

On April 10, 2013, the United States Court of Appeals for the Ninth Circuit reversed the summary judgments that had been granted in favor of ONEOK, OESC and other unaffiliated defendants in the following cases: *Reorganized FLI*, *Learjet*, *Arandell*, *Heartland* and *NewPage*. The Ninth Circuit also reversed the summary judgment that had been granted in favor of OESC on all state law claims asserted in the *Sinclair* case. The Ninth Circuit remanded the cases back to the United States District Court for the District of Nevada for further proceedings. ONEOK, OESC and the other unaffiliated defendants filed a Petition for Writ of Certiorari with the United States Supreme Court on August 26, 2013. The Ninth Circuit has ordered the cases stayed until final disposition of the Petition for Writ of Certiorari. On July 1, 2014, the United States Supreme Court granted the Petition for Writ of Certiorari. Oral arguments were heard by the United States Supreme Court on January 12, 2015, and we expect a decision by mid-2015.

Because of the uncertainty surrounding the Gas Index Pricing Litigation, including an insufficient description of the purported classes and other related matters, we cannot reasonably estimate a range of potential exposures at this time. However, it is reasonably possible that the ultimate resolution of these matters could result in future charges that may be material to our results of operations.

ITEM 4. MINE SAFETY DISCLOSURES

Not applicable.

PART II

ITEM 5. MARKET FOR REGISTRANT'S COMMON EQUITY, RELATED STOCKHOLDER MATTERS AND ISSUER PURCHASES OF EQUITY SECURITIES

MARKET INFORMATION AND HOLDERS

Our common stock is listed on the NYSE under the trading symbol "OKE." The corporate name ONEOK is used in newspaper stock listings. The following table sets forth the high and low closing prices of our common stock for the periods indicated:

	Year Ended December 31, 2014		Year Ended December 31, 2013	
	High	Low	High	Low
First Quarter	\$ 68.49	\$ 57.78	\$ 48.17	\$ 44.00
Second Quarter	\$ 68.08	\$ 58.48	\$ 52.13	\$ 41.16
Third Quarter	\$ 70.98	\$ 62.03	\$ 54.14	\$ 40.00
Fourth Quarter	\$ 64.72	\$ 44.30	\$ 62.18	\$ 52.54

At February 17, 2015, there were 14,830 holders of record of our 208,400,547 outstanding shares of common stock.

DIVIDENDS

The following table sets forth the quarterly dividends declared and paid per share of our common stock during the periods indicated:

	Years Ended December 31,		
	2014	2013	2012
First Quarter	\$ 0.40	\$ 0.36	\$ 0.305
Second Quarter	\$ 0.56	\$ 0.36	\$ 0.305
Third Quarter	\$ 0.575	\$ 0.38	\$ 0.33
Fourth Quarter	\$ 0.59	\$ 0.38	\$ 0.33
Total	\$ 2.125	\$ 1.48	\$ 1.27

In January 2015, we declared a dividend of \$0.605 per share (\$2.42 per share on an annualized basis), which was paid on February 13, 2015, to shareholders of record as of January 30, 2015.

ISSUER PURCHASES OF EQUITY SECURITIES

We repurchased no shares of our common stock for the year ended December 31, 2014. The repurchase program, authorized by our Board of Directors in October 2010, terminated on December 31, 2013. As of December 31, 2014, we have no authorization to repurchase shares.

EMPLOYEE STOCK AWARD PROGRAM

Under our Employee Stock Award Program, we issued, for no monetary consideration, to all eligible employees one share of our common stock when the per-share closing price of our common stock on the NYSE was for the first time at or above \$13 per share. Shares issued to employees under this program during 2014 totaled 49,864, and compensation expense related to the Employee Stock Award Plan was \$2.1 million. Shares issued to employees under this program during 2013 totaled 63,975, and compensation expense related to the Employee Stock Award Plan was \$3.6 million. For 2012, the number of shares issued under this program totaled 42,467, and compensation expense related to the Employee Stock Award Plan was \$1.9 million.

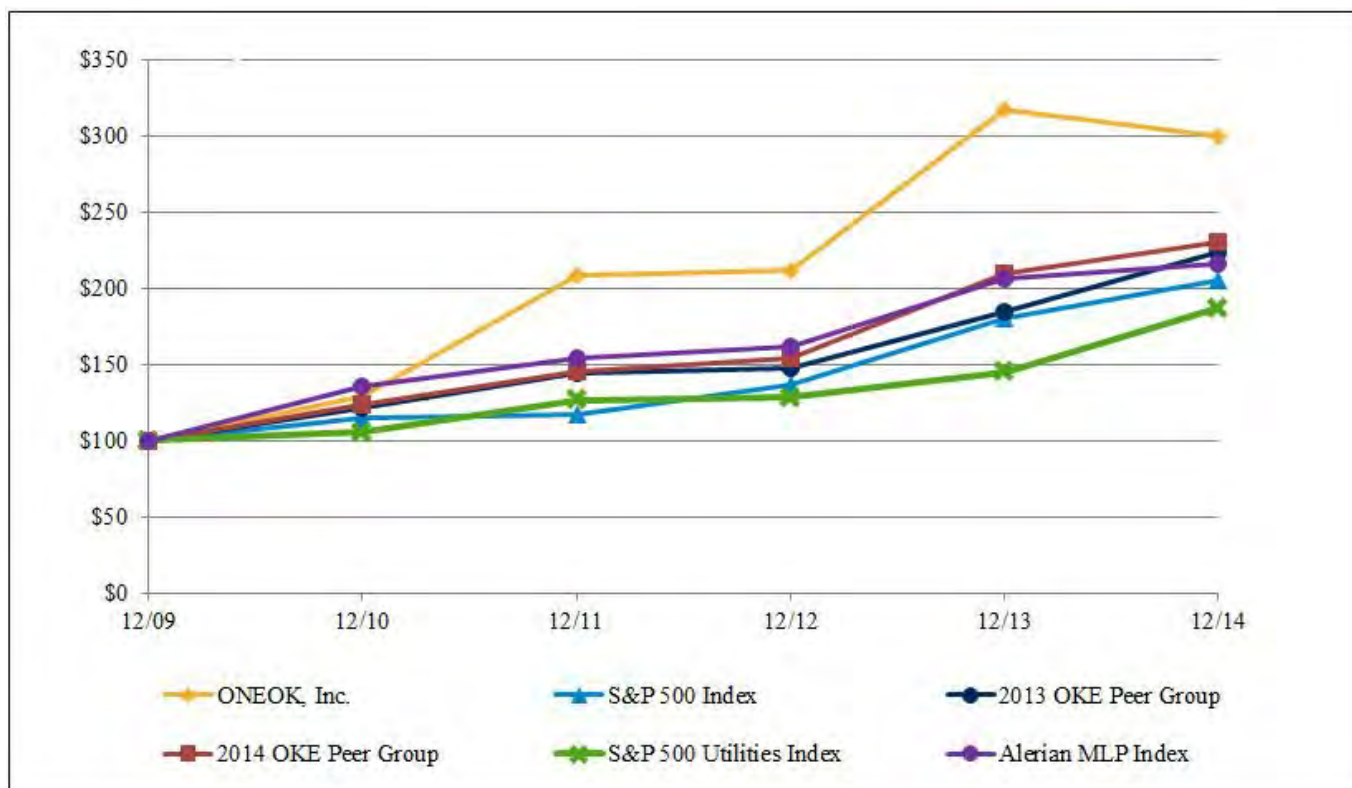
The total number of shares of our common stock available for issuance under this program is 900,000. The shares issued under this program have not been registered under the Securities Act, in reliance upon the position taken by the SEC (see Release No. 6188, dated February 1, 1980) that the issuance of shares to employees pursuant to a program of this kind does not require registration under the Securities Act. See Note M of the Notes to Consolidated Financial Statements in this Annual Report for additional information about the employee stock award program and other equity compensation plans.

PERFORMANCE GRAPH

The following performance graph compares the performance of our common stock with the S&P 500 Index, the Alerian MLP Index and a ONEOK Peer Group during the period beginning on December 31, 2009, and ending on December 31, 2014. We have determined that the Alerian MLP Index is a more appropriate comparison than the S&P 500 Utilities Index due to the separation of our former natural gas distribution business. We have also updated our peer group to both reflect the separation of our former natural gas distribution business and an updated assessment of appropriate industry peers. Both the S&P 500 Utilities Index and the previous peer group are included in the performance graph for comparative purposes.

The graph assumes a \$100 investment in our common stock and in each of the indices at the beginning of the period and a reinvestment of dividends paid on such investments throughout the period.

**Value of \$100 Investment Assuming Reinvestment of Dividends at December 31, 2009,
and at the End of Every Year Through December 31, 2014, among ONEOK, Inc., the S&P 500 Index,
the Alerian MLP Index, the S&P 500 Utilities Index and a ONEOK Peer Group**



	Cumulative Total Return				
	Years Ended December 31,				
	2010	2011	2012	2013	2014
ONEOK, Inc.	\$ 129.37	\$ 208.46	\$ 211.67	\$ 316.83	\$ 299.93
S&P 500 Index	\$ 115.08	\$ 117.47	\$ 136.24	\$ 180.33	\$ 204.96
S&P 500 Utilities Index (a)	\$ 105.49	\$ 126.43	\$ 128.06	\$ 145.04	\$ 186.97
2013 ONEOK Peer Group (b)	\$ 120.97	\$ 144.12	\$ 147.03	\$ 184.10	\$ 223.11
2014 ONEOK Peer Group (c)	\$ 124.10	\$ 145.00	\$ 153.80	\$ 209.70	\$ 230.60
Alerian MLP Index (d)	\$ 135.63	\$ 154.39	\$ 161.84	\$ 206.50	\$ 216.35

(a) - The Standard & Poors 500 Utilities Index is comprised of the following companies: AES Corp.; AGL Resource, Inc.; Ameren Corp.; American Electric Power Co., Inc.; Centerpoint Energy, Inc.; CMS Energy Corp.; Consolidated Edison, Inc.; Dominion Resources, Inc.; DTE Energy Co.; Duke Energy Corp.; Edison International; Entergy Corp.; Exelon Corp.; FirstEnergy Corp.; Integrys Energy Group, Inc.; NextEra Energy, Inc.; NiSource, Inc.; Northeast Utilities; NRG Energy, Inc.; Pepco Holdings, Inc.; PG&E Corp.; Pinnacle West Capital Corp.; PPL Corp.; Public Service Enterprise Group, Inc.; SCANA Corp.; Sempra Energy; Southern Co.; TECO Energy, Inc.; Wisconsin Energy Corp.; and Xcel Energy, Inc.

(b) - The 2013 ONEOK Peer Group is comprised of the following companies: AGL Resources, Inc.; Atmos Energy Corp.; Centerpoint Energy, Inc.; DCP Midstream Partners, L.P.; Enbridge, Inc.; Enterprise Products Partners, L.P.; Energy Transfer Partners, L.P.; Kinder Morgan Energy Partners, L.P.; National Fuel Gas Co.; New Jersey Resources Corp.; NiSource, Inc.; OGE Energy Corp.; Piedmont Natural Gas Company, Inc.; Sempra Energy; Spectra Energy Corp.; Southwest Gas Corp.; TransCanada; UGI Corp.; Vectren Corp.; WGL Holdings, Inc.; and Wisconsin Energy Corp.

(c) - The 2014 ONEOK Peer Group is comprised of the following companies: Boardwalk Pipeline Partners, LP; Buckeye Partners L.P.; CenterPoint Energy, Inc.; Energy Transfer Partners, L.P.; EQT Corporation; Magellan Midstream Partners, L.P.; MarkWest Energy Partners, L.P.; MDU Resources Group, Inc.; National Fuel Gas Company; NiSource Inc.; NuStar Energy L.P.; OGE Energy Corp.; Plains All American Pipeline, L.P.; Sempra Energy; Spectra Energy Corp.; Targa Resource Partners LP; and The Williams Companies, Inc.

(d) - The Alerian MLP Index is comprised of the following companies: Access Midstream Partners L.P.; Atlas Pipeline Partners L.P.; AmeriGas Partners L.P.; Alliance Resource Partners L.P.; Atlas Resource Partners L.P.; Breitburn Energy Partners L.P.; Buckeye Partners L.P.; Calumet Specialty Products Partners L.P.; Crestwood Midstream Partners L.P.; DCP Midstream Partners L.P.; Enbridge Energy Partners L.P.; Enable Midstream Partners L.P.; EnLink Midstream Partners L.P.; Enterprise Products Partners L.P.; EQT Midstream Partners L.P.; Energy Transfer Partners L.P.; EV Energy Partners L.P.; Ferrellgas Partners L.P.; Genesis Energy L.P.; Golar LNG Partners L.P.; Hi-Crush Partners L.P.; Legacy Reserves L.P.; Linn Energy L.L.C.; Memorial Production Partners L.P.; Martin Midstream Partners L.P.; Magellan Midstream Partners L.P.; MPLX L.P.; MarkWest Energy Partners L.P.; NGL Energy Partners L.P.; Targa Resources Partners L.P.; Navios Maritime Partners L.P.; Natural Resources Partners L.P.; NuStar Energy L.P.; Oiltanking Partners L.P.; Plains All American Pipeline L.P.; Phillips 66 Partners L.P.; Regency Energy Partners L.P.; Seadrill Partners L.L.C.; Spectra Energy Partners L.P.; Suburban Propane Partners L.P.; Sunoco Logistics Partners L.P.; TC Pipelines L.P.; Teekay LNG Partners L.P.; Tesoro Logistics L.P.; Teekay Offshore Partners L.P.; Valero Energy Partners L.P.; Vanguard Natural Resources L.L.C.; Western Gas Partners L.P.; Williams Partners L.P.

ITEM 6. SELECTED FINANCIAL DATA

The following table sets forth our selected financial data for each of the periods indicated:

	Years Ended December 31,				
	2014	2013	2012	2011	2010
	<i>(Millions of dollars except per share amounts)</i>				
Revenues	\$ 12,195.1	\$ 11,871.9	\$ 10,184.1	\$ 11,325.0	\$ 8,678.6
Income from continuing operations	\$ 668.7	\$ 589.1	\$ 677.7	\$ 644.9	\$ 349.8
Income from continuing operations attributable to ONEOK	\$ 319.7	\$ 278.7	\$ 294.8	\$ 245.8	\$ 143.1
Net income attributable to ONEOK	\$ 314.1	\$ 266.5	\$ 360.6	\$ 360.6	\$ 334.6
Total assets	\$ 15,304.6	\$ 17,741.5	\$ 15,901.0	\$ 13,707.5	\$ 12,570.1
Long-term debt, including current maturities	\$ 7,203.6	\$ 7,764.3	\$ 6,524.7	\$ 4,892.1	\$ 4,327.6
Earnings per share - continuing operations					
Basic	\$ 1.53	\$ 1.35	\$ 1.43	\$ 1.17	\$ 0.67
Diluted	\$ 1.52	\$ 1.33	\$ 1.40	\$ 1.15	\$ 0.66
Earnings per share - total					
Basic	\$ 1.50	\$ 1.29	\$ 1.75	\$ 1.72	\$ 1.57
Diluted	\$ 1.49	\$ 1.27	\$ 1.71	\$ 1.68	\$ 1.55
Dividends declared per common share	\$ 2.125	\$ 1.48	\$ 1.27	\$ 1.08	\$ 0.91

ITEM 7. MANAGEMENT'S DISCUSSION AND ANALYSIS OF FINANCIAL CONDITION AND RESULTS OF OPERATIONS

The following discussion and analysis should be read in conjunction with Item 1, Business, our audited Consolidated Financial Statements and the Notes to Consolidated Financial Statements in this Annual Report.

RECENT DEVELOPMENTS

The following discussion highlights some of our planned activities, recent achievements and significant issues affecting us. Due to the separation of our former natural gas distribution business on January 31, 2014, the wind down of our former energy services business on March 31, 2014, and the subsequent reporting of such businesses as discontinued operations, income from

continuing operations reflects the continuing operations of ONEOK Partners and of ONEOK as its general partner. All references to income as used in Management's Discussion and Analysis of Financial Condition and Results of Operations refer to income from continuing operations. Please refer to the "Financial Results and Operating Information," and "Liquidity and Capital Resources" sections of Management's Discussion and Analysis of Financial Condition and Results of Operations and our consolidated financial statements and Notes to Consolidated Financial Statements in this Annual Report for additional information.

Separation of Natural Gas Distribution Business - In January 2014, our board of directors unanimously approved the separation of our natural gas distribution business into a stand-alone publicly traded company called ONE Gas, which was completed on January 31, 2014. ONEOK shareholders of record at the close of business on January 21, 2014, retained their current shares of ONEOK stock and received one share of ONE Gas stock for every four shares of ONEOK stock owned in a transaction that was tax-free to ONEOK and its shareholders. Our natural gas distribution business, which generated operating income of \$47.5 million in January 2014, was classified as discontinued operations on January 31, 2014. We also incurred \$23.0 million of after-tax costs associated with the separation for the year ended December 31, 2014, that have been recorded in income (loss) from discontinued operations. See additional discussion in Note B to the Consolidated Financial Statements included in this Annual Report.

In connection with the separation, we received a cash payment of approximately \$1.13 billion from ONE Gas and used the proceeds to repay all of our outstanding commercial paper and to retire approximately \$552.5 million of long-term debt. As a result of the early retirement of long-term debt, we incurred a loss on extinguishment of approximately \$24.8 million, which is included in other expense, and reclassified losses to interest expense of approximately \$7.7 million due to the discontinuance of cash flow hedge accounting for the related interest-rate swaps. We also amended and restated our ONEOK Credit Agreement effective January 31, 2014, to reduce the size of the facility to \$300 million from \$1.2 billion and recorded a charge to interest expense of approximately \$2.9 million related to amortization of previous credit agreement issuance costs.

Wind Down of Energy Services Business - We completed the wind down of our energy services business, which ceased operations on March 31, 2014, and was classified as discontinued operations. See additional discussion in Note B to the Consolidated Financial Statements included in this Annual Report.

Change in Reportable Segments - Following the separation of our natural gas distribution business into ONE Gas and the wind down of our energy services business, our chief operating decision maker reviews the financial performance of each of the three segments of ONEOK Partners on a regular basis to assess the performance of, and allocate resources to, ONEOK Partners. As a result, our reportable segments have changed to reflect the three business segments of ONEOK Partners. We have reflected the change in reporting segments for all periods presented. See also Note S to the Consolidated Financial Statements included in this Annual Report for additional information.

Ownership of ONEOK Partners - ONEOK and its subsidiaries own all of the general partner interest and certain limited partner interests, which, together, represented a 37.8 percent ownership interest at December 31, 2014, in ONEOK Partners, one of the largest publicly traded master limited partnerships.

Commodity Prices - Due in part to the rapid growth in crude oil production in the United States, the global supply of crude oil has exceeded demand and led to a dramatic fall in crude oil prices. Commodity prices declined sharply in the fourth quarter 2014 and continued to decline into early 2015. WTI crude oil prices declined to less than \$50.00 per barrel in early 2015, compared with approximately \$90.00 per barrel in September 2014. NYMEX natural gas prices also declined to approximately \$3.00 per MMBtu in early 2015, compared with prices in excess of \$4.00 per MMBtu in September 2014. The decline in crude oil prices has also contributed to lower NGL product prices, as well as narrow NGL product price differentials.

We expect lower commodity prices and narrow location and product price differentials to persist throughout 2015. Producer capital investment is expected to decrease, which combined with natural production declines and reduced drilling activity, is expected to slow natural gas and NGL supply growth. The lower commodity prices and slower supply growth are expected to adversely impact ONEOK Partners' and our results of operations and cash flows in 2015, particularly in the Natural Gas Gathering and Processing segment where revenues are derived primarily from commodity-based contracts with fee components.

We continue to expect that natural gas liquids volumes will be affected negatively in the Natural Gas Liquids segment as a result of ethane rejection. We expect ethane rejection will persist until new world-scale ethylene production capacity begins coming on line, which is anticipated to be in 2017. Market conditions may result in periods where it is economical to recover the ethane component in the natural gas liquids stream. Ethane rejection is expected to have a significant impact on our financial results through 2017. However, the Natural Gas Liquids segment's integrated assets enable it to mitigate partially the

impact of ethane rejection through minimum volume commitments and its ability to utilize the transportation capacity made available due to ethane rejection to capture additional NGL location price differentials in its optimization activities.

ONEOK Partners' Growth Projects - Through 2014, crude oil and natural gas producers continued to drill aggressively for crude oil and NGL-rich natural gas in many regions where ONEOK Partners has operations, including the Bakken Shale and Three Forks formations in the Williston Basin; the Niobrara Shale and other formations in the Powder River Basin; and in the Cana-Woodford Shale, Woodford Shale, Mississippian Lime, Springer Shale, Stack and SCOOP areas in the Mid-Continent region. In response to this increased production of crude oil, natural gas and NGLs, and higher demand for NGL products from the petrochemical industry, ONEOK Partners has completed growth projects and acquisitions totaling approximately \$5.9 billion from 2010 through 2014 and has approximately \$2.1 billion to \$3.0 billion of projects in various stages of construction, including approximately \$2.2 billion in new projects and acquisitions announced in 2014, to meet the needs of natural gas producers and processors in these regions, as well as enhance its natural gas liquids fractionation, distribution and storage infrastructure in the Gulf Coast region. The execution of these capital investments aligns with ONEOK Partners' strategy to generate consistent growth and sustainable earnings. Acreage dedications and contractual commitments from producers and natural gas processors in regions associated with ONEOK Partners' growth projects are expected to provide incremental cash flows and long-term fee-based earnings.

While reduced producer drilling activity is expected to slow supply growth, ONEOK Partners expects to complete its previously announced projects to meet producers' demand for its gathering, processing fractionation and transportation services. However, ONEOK Partners has suspended capital expenditures for certain natural gas processing plants and related infrastructure to align with the needs of its customers. ONEOK Partners expects to resume its suspended capital-growth projects as soon as market conditions improve. If the current commodity price environment persists for a prolonged period, it may impact the timing or demand for additional infrastructure projects or growth opportunities in the future.

See discussion of ONEOK Partners' growth projects in the "Financial Results and Operating Information" section in the Natural Gas Gathering and Processing and Natural Gas Liquids segments.

West Texas LPG - In November 2014, ONEOK Partners acquired the West Texas LPG system for approximately \$800 million. See additional discussion in the "Financial Results and Operating Information" section in the Natural Gas Liquids segment.

Bighorn Gas Gathering Impairment Charge - As a result of the continued decline in dry natural gas volumes gathered in the coal-bed methane area of the Powder River Basin and the operator recording an impairment of the underlying assets of Bighorn Gas Gathering in September 2014, ONEOK Partners reviewed its equity method investment in Bighorn Gas Gathering as of September 30, 2014, and recorded noncash impairment charges totaling \$76.4 million. See additional discussion in the "Financial Results and Operating Information" section in the Natural Gas Gathering and Processing segment.

Dividends/Distributions - During 2014, we paid dividends totaling \$2.125 per share, an increase of approximately 44 percent over the \$1.48 per share paid during 2013. We declared a quarterly dividend of \$0.605 per share (\$2.42 per share on an annualized basis) in January 2015, an increase of approximately 51 percent over the \$0.40 declared in January 2014. During 2014, ONEOK Partners paid cash distributions totaling \$3.01 per unit, an increase of approximately 5 percent from the \$2.87 per unit paid during 2013. ONEOK Partners paid total cash distributions to us in 2014 of \$605.3 million, which includes \$279.3 million resulting from our limited-partner interest and \$326.0 million related to our general partner interest. A cash distribution from ONEOK Partners of \$0.79 per unit (\$3.16 per unit on an annualized basis) was declared in January 2015, an increase of approximately 8 percent from the \$0.73 declared in January 2014.

ONEOK Partners Equity Issuances - In May 2014, ONEOK Partners completed an underwritten public offering of approximately 13.9 million common units at a public offering price of \$52.94 per common unit, generating net proceeds of approximately \$714.5 million. In conjunction with this issuance, we contributed approximately \$15.0 million in order to maintain our 2 percent general partner interest in ONEOK Partners. ONEOK Partners used the proceeds to repay commercial paper, fund its capital expenditures and for general partnership purposes.

During 2014, ONEOK Partners sold approximately 7.9 million common units through its "at-the-market" equity program. Net cash proceeds, including our contribution to maintain our 2 percent general partner interest in ONEOK Partners, were approximately \$402.1 million, which were used for general partnership purposes.

As a result of these transactions, our aggregate ownership interest in ONEOK Partners decreased to 37.8 percent at December 31, 2014, compared with 41.2 percent at December 31, 2013.

See Note Q of the Notes to Consolidated Financial Statements in this Annual Report for a discussion of ONEOK Partners' issuance of common units and distributions to noncontrolling interests.

FINANCIAL RESULTS AND OPERATING INFORMATION

Consolidated Operations

Selected Financial Results - The following table sets forth certain selected financial results for the periods indicated:

Financial Results	Years Ended December 31,			Variances		Variances	
	2014	2013	2012	2014 vs. 2013		2013 vs. 2012	
				Increase (Decrease)	Increase (Decrease)	Increase (Decrease)	Increase (Decrease)
(Millions of dollars)							
Revenues							
Commodity sales	\$ 10,725.0	\$ 10,549.2	\$ 9,010.2	\$ 175.8	2 %	\$ 1,539.0	17 %
Services	1,470.1	1,322.7	1,173.9	147.4	11 %	148.8	13 %
Total revenues	12,195.1	11,871.9	10,184.1	323.2	3 %	1,687.8	17 %
Cost of sales and fuel	10,088.5	10,222.2	8,540.3	(133.7)	(1)%	1,681.9	20 %
Net margin	2,106.6	1,649.7	1,643.8	456.9	28 %	5.9	— %
Operating costs	674.9	541.7	491.7	133.2	25 %	50.0	10 %
Depreciation and amortization	294.7	239.3	205.3	55.4	23 %	34.0	17 %
Gain (loss) on sale of assets	6.6	11.9	6.7	(5.3)	(45)%	5.2	78 %
Operating income	\$ 1,143.6	\$ 880.6	\$ 953.5	\$ 263.0	30 %	\$ (72.9)	(8)%
Equity earnings from investments	\$ 41.0	\$ 110.5	\$ 123.0	\$ (69.5)	(63)%	\$ (12.5)	(10)%
Interest expense	\$ (356.2)	\$ (270.6)	\$ (237.6)	\$ 85.6	32 %	\$ 33.0	14 %
Income from continuing operations	\$ 668.7	\$ 589.1	\$ 677.7	\$ 79.6	14 %	\$ (88.6)	(13)%
Income (loss) and gain on sales of discontinued operations, net of tax	\$ (5.6)	\$ (12.1)	\$ 65.8	\$ 6.5	54 %	\$ (77.9)	*
Net income attributable to noncontrolling interests	\$ 349.0	\$ 310.4	\$ 382.9	\$ 38.6	12 %	\$ (72.5)	(19)%
Net income attributable to ONEOK	\$ 314.1	\$ 266.5	\$ 360.6	\$ 47.6	18 %	\$ (94.1)	(26)%
Capital expenditures (a)	\$ 1,779.2	\$ 2,256.6	\$ 1,866.2	\$ (477.4)	(21)%	\$ 390.4	21 %

* Percentage change is greater than 100 percent.

(a) - Includes capital expenditures of discontinued operations of \$23.9 million, \$292.1 million and \$280.3 million for the years ended December 31, 2014, 2013 and 2012, respectively.

2014 vs. 2013 - Revenues and net margin for 2014, compared with 2013, increased due primarily to higher volumes across ONEOK Partners' systems. ONEOK Partners' new natural gas processing plants in the Williston Basin and Mid-Continent region resulted in increased natural gas volumes gathered, processed and sold in the Natural Gas Gathering and Processing segment, and combined with third-party plant connections, increased NGL volumes transported in the Natural Gas Liquids segment's exchange-services business. ONEOK Partners experienced increased optimization, marketing and isomerization margins from wider realized NGL product price differentials in 2014, compared to 2013, primarily related to increased weather-related seasonal demand for propane during the first quarter 2014 and wider realized NGL product price differential between normal butane and iso-butane. The Natural Gas Pipelines segment also experienced higher transportation revenues, primarily from increased rates and higher contracted capacity and higher storage revenues from park-and-loan activity. These margin increases were offset partially by the impact of ethane rejection in the Natural Gas Liquids segment and lower contracted storage capacity in the Natural Gas Pipelines segment.

Operating costs and depreciation and amortization expense increased for 2014, compared with 2013, due primarily to the growth of ONEOK Partners' operations related to the completed capital projects in the Natural Gas Gathering and Processing and Natural Gas Liquids segments.

Equity earnings decreased for 2014, compared with 2013, due primarily to noncash impairment charges totaling \$76.4 million related to ONEOK Partners' equity method investment in Bighorn Gas Gathering in the Natural Gas Gathering and Processing segment.

Interest expense increased for 2014, compared with 2013, primarily as a result of higher interest costs incurred associated with a full year of interest costs on ONEOK Partners' issuance of \$1.25 billion of senior notes in September 2013.

Net income attributable to noncontrolling interests, which reflects primarily the portion of ONEOK Partners that we do not own, increased for 2014, compared with 2013, due primarily to the changes in earnings at ONEOK Partners.

Capital expenditures decreased for 2014, compared with 2013, due primarily to decreased capital expenditures due to the separation of ONE Gas and lower ONEOK Partners capital expenditures due to the timing of expenditures related to growth projects in the Natural Gas Gathering and Processing and Natural Gas Liquids segments. In 2014, ONEOK Partners also completed the West Texas LPG acquisition for approximately \$800 million compared with the 2013 Sage Creek and Maysville acquisitions totaling approximately \$395 million.

Additional information regarding the financial results and operating information is provided in the following discussion for each of the segments.

2013 vs. 2012 - Revenues and net margin for 2013, compared with 2012, increased due primarily to higher natural gas and NGL volumes gathered, processed and sold from completed capital projects in the Natural Gas Gathering and Processing and Natural Gas Liquids segments, offset partially by lower net realized natural gas and NGL product prices, and ethane rejection. The increase in natural gas supply resulting from the development of nonconventional resource areas in North America contributed to lower NGL product prices, narrower NGL location price differentials and narrower natural gas location and seasonal price differentials in the markets ONEOK Partners serves, compared with 2012. However, in December 2013, the price of propane increased significantly, and the differential between the Conway, Kansas, and Mont Belvieu, Texas, markets for propane also widened in favor of Conway, Kansas, due to colder than normal weather and lower propane inventory levels. The price of propane in the Mid-Continent market and the wider location price differentials between the Mid-Continent and Gulf Coast centers peaked in late January 2014 and moderated by the end of February 2014 as supply and demand rebalanced.

NGL location price differentials were significantly narrower between the Mid-Continent market center at Conway, Kansas, and the Gulf Coast market center at Mont Belvieu, Texas, for 2013, compared with 2012, due primarily to strong NGL production growth from the development of NGL-rich areas, exceeding the petrochemical industry's capacity to consume the increased supply resulting in higher ethane inventory levels at Mont Belvieu. Additionally, an unusually long maintenance outage season in the petrochemical industry during 2013 reduced ethane demand, which also contributed to the higher ethane inventory levels.

The differential between the composite price of NGL products and the price of natural gas, particularly the differential between ethane and natural gas, influenced the volume of NGLs recovered from natural gas processing plants. The low ethane prices resulted in ethane rejection at most of ONEOK Partners' natural gas processing plants and its customers' natural gas processing plants connected to its natural gas liquids system in the Mid-Continent and Rocky Mountain regions during 2013.

Operating costs and depreciation and amortization expense increased for 2013, compared with 2012, due primarily to the growth of ONEOK Partners' operations related to the completed capital projects in the Natural Gas Gathering and Processing and Natural Gas Liquids segments.

Interest expense increased in 2013, compared with 2012, primarily as a result of higher interest costs incurred associated with a full year of interest costs on ONEOK Partners' issuance of \$1.3 billion of senior notes in September 2012 and interest costs on ONEOK Partners' issuance of \$1.25 billion of senior notes in September 2013. This was offset partially by higher capitalized interest associated with the investments in ONEOK Partners' growth projects in the Natural Gas Gathering and Processing and Natural Gas Liquids segments.

Net income attributable to noncontrolling interests reflects primarily the earnings of ONEOK Partners attributable to the portion of ONEOK Partners that we do not own.

Income from discontinued operations for 2013, compared with 2012, decreased due primarily to \$138.6 million in noncash charges related to the wind down of our former energy services business from the release of a significant portion of its natural gas transportation and storage contracts to third parties. Net income from discontinued operations for 2013 also reflects approximately \$9.4 million in costs incurred related to the separation of the natural gas distribution business.

Capital expenditures increased for 2013, compared with 2012, due primarily to the growth projects in the Natural Gas Gathering and Processing and Natural Gas Liquids segments. In 2013, ONEOK Partners also acquired a business in the Niobrara Shale formation of the Power River Basin and purchased the remaining 30 percent interest in the Maysville, Oklahoma, natural gas processing facility.

Additional information regarding our results of operations is provided in the following discussion of operating results for each of our segments.

Natural Gas Gathering and Processing

Growth Projects - Beginning in 2010, the Natural Gas Gathering and Processing segment has invested approximately \$4.0 billion to \$4.7 billion in growth projects in NGL-rich areas in the Williston Basin, the Powder River Basin, the Cana-Woodford Shale, the Springer Shale, the Stack and the SCOOP areas that ONEOK Partners expects will enable it to meet the rapidly growing needs of crude oil and natural gas producers in those areas. Nearly all of the new natural gas production is from horizontally drilled and completed wells in nonconventional resource areas. These wells tend to produce volumes at higher initial production rates resulting generally in higher initial decline rates than conventional vertical wells; however, the decline rates flatten out over time. These wells are expected to have long productive lives.

ONEOK Partners has completed approximately \$2.2 billion of the growth projects and acquisitions in this segment from 2010 through 2014, which include the following:

Completed Projects	Location	Capacity	Approximate Costs (a)	Completion Date
<i>(In millions)</i>				
<i>Rocky Mountain Region</i>				
Garden Creek I processing plant and infrastructure	Williston Basin	100 MMcf/d	\$360	December 2011
Stateline I & II processing plants and infrastructure	Williston Basin	200 MMcf/d	\$565	September 2012/ April 2013
Divide County gathering system	Williston Basin	270 miles	\$125	June 2013
Sage Creek processing plant and infrastructure (b)	Powder River Basin	50 MMcf/d	\$152	September 2013
Garden Creek II processing plant and infrastructure	Williston Basin	100 MMcf/d	\$300 - \$310	August 2014
Garden Creek III processing plant and infrastructure	Williston Basin	100 MMcf/d	\$300 - \$310	October 2014
<i>Mid-Continent Region</i>				
30 percent interest in Maysville processing plant (b)	Cana-Woodford Shale	40 MMcf/d	\$90	December 2013
Canadian Valley processing plant and infrastructure	Cana-Woodford Shale	200 MMcf/d	\$255	March 2014
Total			\$2,147 - \$2,167	

(a) Excludes AFUDC.

(b) Acquisition.

ONEOK Partners has the following natural gas processing plants and related infrastructure in various stages of construction:

Projects in Progress	Location	Capacity	Approximate Costs (a)	Expected Completion Date
<i>(In millions)</i>				
<i>Rocky Mountain Region</i>				
Sage Creek infrastructure	Powder River Basin	Various	\$50	Fourth quarter 2015
Natural gas compression	Williston Basin	100 MMcf/d	\$80-\$100	Fourth quarter 2015
Lonesome Creek processing plant and infrastructure	Williston Basin	200 MMcf/d	\$550-\$680	Fourth quarter 2015
Stateline De-ethanizers	Williston Basin	26 MBbl/d	\$60 - \$80	Fourth quarter 2015
Bear Creek processing plant and infrastructure	Williston Basin	80 MMcf/d	\$230-\$330	Third quarter 2016
Bronco processing plant and infrastructure	Powder River Basin	50 MMcf/d	\$130-\$200	Suspended
Demicks Lake processing plant and infrastructure	Williston Basin	200 MMcf/d	\$475-\$670	Suspended
<i>Mid-Continent Region</i>				
Knox processing plant and infrastructure	SCOOP	200 MMcf/d	\$240-\$470	Suspended
Total			\$1,815-\$2,580	

(a) Excludes AFUDC.

As a result of announced reductions in crude oil and natural gas drilling activities by producers and the expectation of slower supply growth due to the recent decline in crude oil, natural gas and NGL prices, ONEOK Partners has suspended capital expenditures for certain natural gas processing plants and field infrastructure. ONEOK Partners expects to resume its suspended capital-growth projects as soon as market conditions improve. If the current commodity price environment persists

for a prolonged period, it may further impact the timing or demand for these projects and additional infrastructure projects or growth opportunities in the future.

Rocky Mountain Region:

Williston Basin Processing Plants and related projects - ONEOK Partners is constructing natural gas gathering and processing assets in the Williston Basin to meet the growing needs of crude oil and natural gas producers. When its announced projects are completed, it will have natural gas processing capacity of approximately 1.2 Bcf/d in the basin. ONEOK Partners has acreage dedications of approximately 3 million net acres supporting these projects.

Garden Creek II Plant - The Garden Creek II natural gas processing plant was completed in August 2014.

Garden Creek III Plant - The Garden Creek III natural gas processing plant, originally scheduled for completion in the first quarter 2015, was completed in October 2014.

Natural Gas Compression - In July 2014, ONEOK Partners announced it will construct additional natural gas compression across its Williston Basin system to take advantage of additional natural gas processing capacity at its Garden Creek and Stateline facilities by a total of 100 MMcf/d.

Lonesome Creek Plant - In November 2013, ONEOK Partners announced it will construct the Lonesome Creek natural gas processing plant and related infrastructure, which will be located in McKenzie County, North Dakota. The plant and infrastructure will help address natural gas gathering and processing constraints in the region.

Stateline De-ethanizers - ONEOK Partners plans to construct de-ethanizer towers at its Stateline natural gas processing plants, located in Williams County, North Dakota. Once completed, the de-ethanizer towers will remove ethane from the natural gas stream, which we expect to then be sold under a long-term, fee-based contract to a customer who plans to transport the ethane on a third-party pipeline.

Bear Creek Plant - In September 2014, ONEOK Partners announced it will construct the Bear Creek natural gas processing plant and related infrastructure, which will be located in Dunn County, North Dakota. The plant and infrastructure will help alleviate pipeline inefficiencies in an area challenged by geographical constraints and severe terrain.

Demicks Lake Plant - In July 2014, ONEOK Partners announced it will construct the Demicks Lake natural gas processing plant and related infrastructure, which will be located in northeast McKenzie County, North Dakota, to help further address natural gas gathering and processing constraints in the region.

Powder River Basin - ONEOK Partners is constructing natural gas gathering and processing assets in the NGL-rich areas of the Powder River Basin, a region poised for significant growth in natural gas and NGL production volumes. ONEOK Partners has acreage dedications of approximately 130,000 net acres supporting these projects.

Sage Creek Plant - In September 2013, ONEOK Partners completed the acquisition of a 50 MMcf/d natural gas processing facility, the Sage Creek plant, and related natural gas gathering and natural gas liquids infrastructure. ONEOK Partners plans to upgrade existing natural gas processing infrastructure and construct new natural gas gathering infrastructure to meet the growing production of NGL-rich natural gas in this area. ONEOK Partners has supply contracts providing for long-term acreage dedications from producers in the area supporting this project.

Bronco Plant - In September 2014, ONEOK Partners announced it will construct the Bronco natural gas processing plant and related natural gas gathering and natural gas liquids infrastructure in Campbell and Converse counties, Wyoming.

Mid-Continent Region:

Cana-Woodford Shale, Woodford Shale, Springer Shale, Stack and SCOOP areas - ONEOK Partners is constructing natural gas gathering and processing assets to meet the growing production of NGL-rich natural gas in the Cana-Woodford Shale, Woodford Shale, Springer Shale, Stack and SCOOP areas. When the announced projects are completed, ONEOK Partners' Oklahoma natural gas processing capacity will be approximately 900 MMcf/d. ONEOK Partners has substantial acreage dedications from crude oil and natural gas producers supporting these plants.

Canadian Valley Plant - In March 2014, ONEOK Partners completed the Canadian Valley natural gas processing plant, which is located in the Cana-Woodford Shale.

Knox Plant - In July 2014, ONEOK Partners announced it will construct the Knox natural gas processing plant and related infrastructure, which will be located in Grady and Stephens Counties, Oklahoma. The plant and related infrastructure will gather and process liquids-rich natural gas from the Cana-Woodford Shale and the emerging SCOOP area and will be located in close proximity to ONEOK Partners' existing natural gas gathering and processing assets and natural gas and natural gas liquids pipelines.

For a discussion of ONEOK Partners' capital expenditure financing, see "Capital Expenditures" in "Liquidity and Capital Resources."

Selected Financial Results - The Natural Gas Gathering and Processing segment's 2014 operating results reflect benefits from the following projects:

- the Garden Creek III natural gas processing plant, which was completed in October 2014;
- the Garden Creek II natural gas processing plant, which was completed in August 2014;
- the Canadian Valley natural gas processing plant, which was completed in March 2014;
- the acquisition of the remaining 30 percent undivided interest in the Maysville, Oklahoma, natural gas processing facility, which was acquired in December 2013;
- the acquisition of the Sage Creek natural gas processing plant in Wyoming in September 2013; and
- the Stateline II natural gas processing plant, which was completed in April 2013.

The completion of the Stateline II, Garden Creek II and Garden Creek III natural gas processing plants resulted in increased natural gas volumes gathered and processed in the Williston Basin, and completion of the Canadian Valley natural gas processing plant resulted in increased natural gas volumes gathered and processed in Oklahoma.

The following table sets forth certain selected financial results for the Natural Gas Gathering and Processing segment for the periods indicated:

Financial Results	Years Ended December 31,			Variances		Variances		
	2014	2013	2012	2014 vs. 2013		2013 vs. 2012		
				Increase (Decrease)		Increase (Decrease)		
(Millions of dollars)								
NGL sales	\$ 1,434.4	\$ 1,095.5	\$ 834.0	\$ 338.9	31 %	\$ 261.5	31 %	
Condensate sales	110.8	113.2	100.2	(2.4)	(2)%	13.0	13 %	
Residue natural gas sales	1,140.5	620.5	403.8	520.0	84 %	216.7	54 %	
Gathering, compression, dehydration and processing fees and other revenue	281.9	222.3	177.7	59.6	27 %	44.6	25 %	
Cost of sales and fuel	2,305.7	1,550.9	1,060.5	754.8	49 %	490.4	46 %	
Net margin	661.9	500.6	455.2	161.3	32 %	45.4	10 %	
Operating costs	257.7	193.3	164.0	64.4	33 %	29.3	18 %	
Depreciation and amortization	123.8	103.9	83.0	19.9	19 %	20.9	25 %	
Gain (loss) on sale of assets	0.2	0.4	2.2	(0.2)	(50)%	(1.8)	(82)%	
Operating income	\$ 280.6	\$ 203.8	\$ 210.4	\$ 76.8	38 %	\$ (6.6)	(3)%	
Equity earnings (loss) from investments	\$ (56.1)	\$ 23.5	\$ 29.1	\$ (79.6)	*	\$ (5.6)	(19)%	
Capital expenditures	\$ 898.9	\$ 774.4	\$ 566.1	\$ 124.5	16 %	\$ 208.3	37 %	
Cash paid for acquisitions	\$ —	\$ 241.9	\$ —	\$ (241.9)	(100)%	\$ 241.9	*	

* Percentage change is greater than 100 percent.

Commodity prices declined sharply in the fourth quarter 2014 and continued to decline into early 2015. WTI crude oil prices declined to less than \$50.00 per barrel in early 2015, compared with approximately \$90.00 per barrel in September 2014. NYMEX natural gas prices also declined to approximately \$3.00 per MMBtu in early 2015, compared with prices in excess of \$4.00 per MMBtu in September 2014. ONEOK Partners expects lower commodity prices to persist throughout 2015. In response, crude oil and natural gas exploration and production capital investment is expected to decrease, which combined with production declines and reduced drilling activity is expected to slow crude oil, natural gas and NGL supply growth. ONEOK Partners expects crude oil and natural gas producers to focus capital spending and drilling activities on core locations that are most economical to develop. The lower commodity price environment is expected to have an adverse impact on the Natural Gas Gathering and Processing segment's financial results in 2015.

2014 vs. 2013 - Net margin increased primarily as a result of the following:

- an increase of \$147.6 million due primarily to natural gas volume growth in the Williston Basin and Cana-Woodford Shale and increased ownership of the Maysville, Oklahoma, natural gas processing plant resulting in higher natural gas volumes gathered, compressed, processed, transported and sold, higher NGL volumes sold and higher fees, offset partially by wellhead freeze-offs due to severely cold weather in the first quarter 2014;
- an increase of \$11.3 million due primarily to higher net realized natural gas and NGL prices; and
- an increase of \$8.8 million due primarily to changes in contract mix; offset partially by
- a decrease of \$6.4 million due to a condensate contract settlement in 2013.

Operating costs increased due primarily to the growth of ONEOK Partners' operations and reflect the following:

- an increase of \$46.3 million in higher materials and supplies, and outside service expenses; and
- an increase of \$21.2 million in employee-related costs due to higher labor and employee benefit costs; offset partially by
- a decrease of \$3.2 million due to lower ad valorem tax expense resulting from capitalized taxes related to construction projects.

Depreciation and amortization expense increased due to the completion of growth projects and acquisitions.

Equity earnings (loss) from investments decreased due to \$76.4 million in impairment charges in the third quarter 2014 on ONEOK Partners' investment in Bighorn Gas Gathering. See additional discussion in "Equity Investments" below.

Capital expenditures increased due primarily to the timing of ONEOK Partners' growth projects discussed above.

See "Capital Expenditures" in "Liquidity and Capital Resources" for additional detail of ONEOK Partners' projected capital expenditures.

2013 vs. 2012 - Net margin increased primarily as a result of the following:

- an increase of \$100.1 million due primarily to volume growth in the Williston Basin from the Stateline I and Stateline II natural gas processing plants, and increased well connections resulting in higher natural gas volumes gathered, compressed, processed, transported and sold, higher NGL volumes sold and higher fees; and
- an increase of \$6.4 million due to a contract settlement in 2013; offset partially by
- a decrease of \$41.7 million due primarily to lower net realized NGL prices;
- a decrease of \$13.4 million due primarily to changes in contract mix and terms associated with volume growth; and
- a decrease of \$3.5 million due to lower dry natural gas volumes gathered as a result of continued declines in coal-bed methane production in the Powder River Basin.

Operating costs increased due primarily to the growth of ONEOK Partners' operations and reflect the following:

- an increase of \$16.8 million in higher materials and supplies, and outside service expenses;
- an increase of \$10.3 million in employee-related costs due to higher labor and employee benefit costs, offset partially by lower incentive compensation costs; and
- an increase of \$2.2 million due to higher ad valorem taxes.

Depreciation and amortization expense increased due to the completion of the Stateline I and Stateline II natural gas processing plants in the Williston Basin, the completion of well connections and infrastructure projects supporting ONEOK Partners' volume growth in the Williston Basin and the acquisition of the Sage Creek plant in Wyoming.

Equity earnings from investments decreased due primarily to lower NGL prices and declines in dry natural gas volumes gathered by certain of ONEOK Partners' equity investments in the Powder River Basin.

Capital expenditures increased due to ONEOK Partners' growth projects discussed above. In 2013, ONEOK Partners also completed the Sage Creek acquisition in the NGL-rich Niobrara Shale area of the Powder River Basin and acquired the remaining 30 percent interest in the Maysville, Oklahoma, natural gas processing facility.

Selected Operating Information - The following tables set forth selected operating information for the Natural Gas Gathering and Processing segment for the periods indicated:

Operating Information (a)	Years Ended December 31,		
	2014	2013	2012
Natural gas gathered (BBtu/d)	1,733	1,347	1,119
Natural gas processed (BBtu/d) (b)	1,534	1,094	866
NGL sales (MBbl/d)	104	79	61
Residue natural gas sales (BBtu/d)	714	497	397
Realized composite NGL net sales price (\$/gallon) (c)	\$ 0.93	\$ 0.87	\$ 1.06
Realized condensate net sales price (\$/Bbl) (c)	\$ 76.43	\$ 86.00	\$ 88.22
Realized residue gas net sales price (\$/MMBtu) (c)	\$ 3.92	\$ 3.53	\$ 3.87
Average fee rate (\$/MMBtu)	\$ 0.36	\$ 0.34	\$ 0.35

(a) - Includes volumes for consolidated entities only.

(b) - Includes volumes at company-owned and third-party facilities.

(c) - Presented net of the impact of hedging activities on ONEOK Partners' equity volumes.

Natural gas gathered and processed, NGL sales and residue natural gas sales increased due to the completion of growth projects and/or acquisitions in the Williston Basin, Power River Basin and Mid-Continent areas, offset partially by declines in volumes in the coal-bed methane area of the Powder River Basin. The quantity and composition of NGLs and natural gas continue to change as ONEOK Partners' new natural gas processing plants in the Williston Basin and Mid-Continent are placed in service. In March 2014, ONEOK Partners' Canadian Valley plant in Oklahoma was completed, which has better ethane rejection capabilities than its other processing plants in the Mid-Continent region. As a result, ONEOK Partners realized composite NGL net sales price increased while most individual NGL product prices were lower. ONEOK Partners' Garden Creek I, Garden Creek II, Garden Creek III, Stateline I and Stateline II plants in the Williston Basin have the capability to recover ethane when economic conditions warrant but did not do so in 2014. ONEOK Partners' equity NGL volumes are expected to be weighted more toward propane due to expected ethane rejection.

Equity Volume Information (a)	Years Ended December 31,		
	2014	2013	2012
NGL sales (MBbl/d)	16.5	14.4	11.6
Condensate sales (MBbl/d)	3.1	2.4	2.3
Residue natural gas sales (BBtu/d)	118.2	71.7	48.8

(a) - Includes volumes for consolidated entities only.

Commodity Price Risk - The Natural Gas Gathering and Processing segment is exposed to commodity price risk as a result of receiving commodities in exchange for ONEOK Partners' services. See discussion regarding ONEOK Partners' commodity price risk under "Commodity Price Risk" in Item 7A, Quantitative and Qualitative Disclosures about Market Risk.

Equity Investments - Producers have primarily focused their development efforts on crude oil and NGL-rich supply basins rather than in areas with dry natural gas production, such as the coal-bed methane production areas in the Powder River Basin. The reduced coal-bed methane development activities and production declines in the dry natural gas formations of the Powder River Basin have resulted in lower natural gas volumes available to be gathered. While the reserve potential in the dry natural gas formations of the Powder River Basin still exists, future drilling and development in this area will be affected by commodity prices and producers' alternative prospects.

During 2014, the coal-bed methane volumes gathered on the Bighorn Gas Gathering system, in which ONEOK Partners owns a 49 percent equity interest and which operates in the coal-bed methane area of the Powder River Basin, declined at a rate greater than in prior periods and greater than expected. Due to these additional declines in volumes, Bighorn Gas Gathering recorded an impairment of its underlying assets in September 2014, when the operator determined that the volume decline would be sustained for the foreseeable future. As a result of these developments, ONEOK Partners reviewed its equity method investment in Bighorn Gas Gathering for impairment and recorded noncash impairment charges of \$76.4 million related to Bighorn Gas Gathering. The noncash impairment charges are included in equity earnings from investments in our accompanying Consolidated Statements of Income. The net book value of ONEOK Partners' equity method investment in Bighorn Gas Gathering is \$7.9 million at December 31, 2014, and no equity method goodwill remains. We determined there were no impairments to investments in unconsolidated affiliates in 2013 or 2012.

A continued decline in volumes gathered in the coal-bed methane area of the Powder River Basin may reduce ONEOK Partners' ability to recover the carrying value of its equity investments in this area and could result in additional noncash charges to earnings. The net book value of ONEOK Partners' remaining equity method investments in this dry natural gas area is \$206.0 million, which includes \$130.5 million of equity method goodwill. We expect the energy commodity price environment to remain depressed for at least the near term, which has caused producers to announce plans for reduced drilling for crude oil and natural gas, which we expect will slow volume growth or reduce volumes of natural gas delivered to systems owned by its equity method investments.

Natural Gas Liquids

Growth Projects - ONEOK Partners' growth strategy in the Natural Gas Liquids segment is focused around the crude oil and NGL-rich natural gas drilling activity in shale and other nonconventional resource areas from the Rocky Mountain region through the Mid-Continent region into Texas and New Mexico. Increasing crude oil, natural gas and NGL production resulting from this activity and higher petrochemical industry demand for NGL products have resulted in ONEOK Partners making additional capital investments to expand its infrastructure to bring these commodities from supply basins to market. Expansion of the petrochemical industry in the United States is expected to increase ethane demand significantly in the next two to four years, and international demand for NGLs, particularly propane, also is increasing and is expected to continue to do so in the future.

Beginning in 2010, the Natural Gas Liquids segment has invested approximately \$4.0 billion in NGL-related projects. These investments will accommodate the transportation and fractionation of growing NGL supply from shale and other resource development areas across ONEOK Partners' asset base and alleviate infrastructure constraints between the Mid-Continent and Gulf Coast market centers to meet increasing petrochemical industry and NGL export demand in the Gulf Coast. Over time, these growing fee-based NGL volumes are expected to fill much of ONEOK Partners' natural gas liquids pipeline capacity used historically to capture the NGL location price differentials between the two market centers.

ONEOK Partners has completed approximately \$3.8 billion in growth projects and acquisitions in this segment from 2010 through 2014, which include the following:

Completed Projects	Capacity	Approximate Costs (a)	Completion Date
		(In millions)	
Sterling I expansion	15 MBbl/d	\$36	November 2011
Canandaigua/Granite Wash NGL plant connections	77 MBbl/d	\$220	April 2012
Bushton fractionator expansion	60 MBbl/d	\$117	September 2012
Bakken NGL Pipeline	60 MBbl/d	\$455	April 2013
Overland Pass Pipeline expansion	60 MBbl/d	\$36	April 2013
Ethane Header pipeline	400 MBbl/d	\$23	April 2013
Sage Creek NGL infrastructure (b)	Various	\$153	September 2013
MB-2 Fractionator	75 MBbl/d	\$375	December 2013
Ethane/Propane Splitter	40 MBbl/d	\$46	March 2014
Sterling III Pipeline and reconfigure Sterling I and II	193 MBbl/d	\$808	March 2014
Bakken NGL Pipeline expansion - Phase I	75 MBbl/d	\$75-\$90	September 2014
Niobrara NGL Lateral	90 miles	\$70-\$75	September 2014
West Texas LPG (b)	2,600 miles	\$800	November 2014
MB-3 Fractionator	75 MBbl/d	\$520-\$540	December 2014
Total		\$3,734-\$3,774	

(a) Excludes AFUDC.

(b) Acquisition.

ONEOK Partners has the following projects in various stages of construction:

Projects in Progress	Capacity	Approximate Costs (a)	Expected Completion Date
		(In millions)	
NGL Pipeline and Hutchinson Fractionator infrastructure	95 miles	\$110-\$125	First quarter 2015
Bakken NGL Pipeline expansion - Phase II	25 MBbl/d	\$100	Second quarter 2016
Bear Creek NGL infrastructure	40 miles	\$35-\$45	Third quarter 2016
Bronco NGL infrastructure	65 miles	\$45-\$60	Suspended
Demicks Lake NGL infrastructure	12 miles	\$10-\$15	Suspended
Total		\$300-\$345	

(a) Excludes AFUDC.

As a result of announced reductions in crude oil and natural gas drilling activities and the expectation of slower supply growth due to the recent declines in crude oil, natural gas and NGL prices, ONEOK Partners has suspended capital expenditures for certain natural gas liquids infrastructure projects related to planned natural gas processing plants. ONEOK Partners expects to resume its suspended capital-growth projects as soon as market conditions improve. If the current commodity price environment persists for a prolonged period, it may further impact the timing or demand for these projects and additional infrastructure projects or growth opportunities in the future.

Ethane/Propane Splitter - In March 2014, ONEOK Partners placed in service an ethane/propane splitter at its Mont Belvieu storage facility to split ethane/propane mix into purity ethane to meet the needs of petrochemical customers, which is expected to grow over the long-term. The facility is capable of producing 32 MBbl/d of purity ethane and 8 MBbl/d of propane.

Sterling III Pipeline - In March 2014, ONEOK Partners completed a 550-mile natural gas liquids pipeline, which has the flexibility to transport either unfractionated NGLs or NGL products from the Mid-Continent to the Gulf Coast. The pipeline is designed to transport up to 193 MBbl/d of NGL production from Medford, Oklahoma, to ONEOK Partners' storage and fractionation facilities in Mont Belvieu, Texas. ONEOK Partners' has multiyear supply commitments from producers and natural gas processors for approximately 75 percent of the pipeline's capacity. Installation of additional pump stations could expand the capacity of the pipeline to 260 MBbl/d. This project also included the reconfiguration of ONEOK Partners' existing Sterling I and Sterling II pipelines to transport either unfractionated NGLs or NGL products. The reconfiguration was completed in July 2014.

Bakken NGL Pipeline expansion, Phase I - The first expansion, completed in September 2014, increased the pipeline's capacity to 135 MBbl/d from the original capacity of 60 MBbl/d, with the second expansion expected to bring the pipeline's capacity to 160 MBbl/d. These expansions will accommodate the growing NGL supply from the Williston and Powder River Basins.

Niobrara NGL Lateral - ONEOK Partners constructed new natural gas liquids pipeline infrastructure to connect the Sage Creek natural gas processing plant and a third-party natural gas processing plant to its Bakken NGL Pipeline, which was completed in September 2014.

West Texas LPG Acquisition - In November 2014, ONEOK Partners completed its acquisition of an 80 percent interest in the West Texas LPG Pipeline Limited Partnership and a 100 percent interest in the Mesquite Pipeline for approximately \$800 million from affiliates of Chevron Corporation, and ONEOK Partners became the operator of both pipelines. The acquisition consists of approximately 2,600 miles of natural gas liquids gathering pipelines extending from the Permian Basin in southeastern New Mexico to East Texas and Mont Belvieu, Texas. The pipeline system increased ONEOK Partners' natural gas liquids gathering system by approximately 60 percent to nearly 7,100 miles of natural gas liquids gathering pipelines and added approximately 285,000 barrels per day of NGL capacity. These assets are expected to provide ONEOK Partners additional fee-based earnings and its natural gas liquids infrastructure with access to a new natural gas liquids supply basin.

MB-3 Fractionator - In December 2014, ONEOK Partners completed the MB-3 fractionator. The MB-3 fractionator is located near its storage facility in Mont Belvieu, Texas. In addition, it expanded and upgraded its existing natural gas liquids gathering and pipeline infrastructure, which includes new connections to natural gas processing facilities and increasing the capacity of its Arbuckle and Sterling II natural gas liquids pipelines. ONEOK Partners has multiyear supply commitments from producers and natural gas processors for approximately 80 percent of the fractionator's capacity.

Natural gas liquids pipeline and modification of Hutchinson fractionation infrastructure - ONEOK Partners is constructing a new 95-mile natural gas liquids pipeline that will connect its existing natural gas liquids fractionation and storage facilities in

Hutchinson, Kansas, to similar facilities in Medford, Oklahoma. The project also included modifications that were completed in December 2014 to existing natural gas liquids fractionation infrastructure at Hutchinson, Kansas, increasing fractionation capacity by 20 MBbl/d, to accommodate additional unfractionated NGLs produced in the Williston Basin.

Bakken NGL Pipeline expansion, Phase II - The second expansion will increase the pipeline's capacity to 160 MBbl/d from the current capacity of 135 MBbl/d.

Bear Creek natural gas liquids infrastructure - ONEOK Partners announced in September 2014 its plan to build new natural gas liquids pipeline infrastructure to connect the Bear Creek natural gas processing plant to its Bakken NGL Pipeline.

Bronco natural gas liquids infrastructure - ONEOK Partners announced in September 2014 its plan to build new natural gas liquids pipeline infrastructure to connect the Bronco natural gas processing plant to its Bakken NGL Pipeline.

Demicks Lake natural gas liquids infrastructure - ONEOK Partners announced in July 2014 its plan to build new natural gas liquids pipeline infrastructure to connect the Demicks Lake natural gas processing plant to its Bakken NGL Pipeline.

For a discussion of ONEOK Partners' capital expenditure financing, see "Capital Expenditures" in "Liquidity and Capital Resources."

Selected Financial Results - The Natural Gas Liquids segment's 2014 operating results reflect the benefits from the following completed growth projects:

- the West Texas LPG acquisition, which was completed in November 2014;
- the Niobrara NGL Lateral, which was completed in September 2014;
- the Bakken NGL Pipeline expansion, Phase I, which was completed in September 2014;
- the Sterling III Pipeline and reconfigurations to Sterling I and II, which were completed in March 2014;
- the Ethane/Propane Splitter, which was completed in March 2014;
- the MB-2 Fractionator, which was completed in December 2013;
- the Sage Creek NGL infrastructure, which was completed in September 2013;
- the Bakken NGL Pipeline, which was completed in April 2013;
- the expansion of the Overland Pass Pipeline, which was completed in the second quarter 2013; and
- the Ethane Header Pipeline, which was completed in April 2013.

These projects have resulted in additional natural gas liquids volumes gathered, fractionated and transported across ONEOK Partners' natural gas liquids systems; however, the volumes fractionated and transported decreased in 2014 due to ethane rejection. ONEOK Partners expects these investments along with its other announced growth projects will accommodate the growing NGL supply from shale and other resource development areas across its asset base and will continue to alleviate infrastructure constraints between the Mid-Continent and Texas Gulf coast regions to meet the increasing petrochemical industry and NGL export demand.

The following tables set forth certain selected financial results and operating information for the Natural Gas Liquids segment for the periods indicated:

Financial Results	Years Ended December 31,			Variances		Variances		
	2014	2013	2012	2014 vs. 2013		2013 vs. 2012		
				Increase (Decrease)	Increase (Decrease)	Increase (Decrease)	Increase (Decrease)	
(Millions of dollars)								
NGL and condensate sales	\$ 9,462.4	\$ 9,857.7	\$ 8,479.7	\$ (395.3)	(4)%	\$ 1,378.0	16 %	
Exchange service and storage revenues	988.8	839.3	707.6	149.5	18 %	131.7	19 %	
Transportation revenues	94.2	81.0	69.3	13.2	16 %	11.7	17 %	
Cost of sales and fuel	9,435.3	9,908.1	8,349.3	(472.8)	(5)%	1,558.8	19 %	
Net margin	1,110.1	869.9	907.3	240.2	28 %	(37.4)	(4)%	
Operating costs	296.4	236.6	223.8	59.8	25 %	12.8	6 %	
Depreciation and amortization	124.1	89.2	74.3	34.9	39 %	14.9	20 %	
Gain (loss) on sale of assets	(0.6)	0.8	(1.0)	(1.4)	*	1.8	*	
Operating income	\$ 689.0	\$ 544.9	\$ 608.2	\$ 144.1	26 %	\$ (63.3)	(10)%	
Equity earnings from investments	\$ 27.3	\$ 22.0	\$ 20.7	\$ 5.3	24 %	\$ 1.3	6 %	
Allowance for equity funds used during construction	\$ 14.7	\$ 30.4	\$ 13.5	\$ (15.7)	(52)%	\$ 16.9	*	
Capital expenditures	\$ 798.0	\$ 1,128.3	\$ 968.5	\$ (330.3)	(29)%	\$ 159.8	16 %	
Cash paid for acquisitions, net of cash received	\$ 800.0	\$ 153.0	\$ —	\$ 647.0	*	\$ 153.0	*	

* Percentage change is greater than 100 percent.

Several factors contributed to increased propane demand and price in the first quarter 2014, which impacted ONEOK Partners' results of operations in 2014. In the fourth quarter 2013, ONEOK Partners experienced high propane demand for crop drying and increased heating demand due to colder than normal weather that continued into the first quarter 2014. In response to increased demand, propane prices at the Mid-Continent market center at Conway, Kansas, increased significantly, compared with propane prices at the Gulf Coast market center at Mont Belvieu, Texas. To help meet the demand and capture the wider location price differentials between these two markets, ONEOK Partners utilized its assets to deliver more propane into the Mid-Continent region from the Gulf Coast region. The price of propane in the Mid-Continent market and the wider location price differentials between the Mid-Continent and Gulf Coast market centers peaked in late January 2014 and returned to historical levels by the end of February 2014 as supply and demand balanced.

The recent volatility in crude oil prices has also impacted NGL prices, as NGL prices are generally linked to crude oil prices. These price decreases affected ONEOK Partners' NGL sales revenues and cost of sales.

Ethane rejection in the Rocky Mountain and Mid-Continent regions continued in 2014 as expected, resulting in available capacity on ONEOK Partners' pipelines that connect the Mid-Continent and Gulf Coast market centers, a portion of which it was able to utilize for optimization activities, including the delivery of propane into the Mid-Continent region during the first quarter 2014. Severely cold weather in the first quarter 2014 caused wellhead freeze-offs, which also reduced volumes.

2014 vs. 2013 - Net margin increased primarily as a result of the following:

- an increase of \$157.4 million in exchange-services and transportation margins, which resulted from increased volumes from new plants connected in the Williston Basin and Mid-Continent region, and higher fees for exchange-services activities resulting from contract renegotiations, offset partially by lower volumes from the termination of a contract;
- an increase of \$79.8 million in optimization and marketing margins, which resulted from a \$31.4 million increase due primarily to wider realized NGL product price differentials; a \$25.2 million increase in marketing margins related primarily to increased weather-related seasonal demand for propane during the first quarter 2014, and marketing and truck and rail activities in the second, third and fourth quarters 2014; and a \$23.2 million increase due primarily to significantly wider NGL location price differentials, primarily related to increased weather-related seasonal demand for propane during the first quarter 2014, offset partially by lower optimization volumes in the second, third and fourth quarters 2014 when differentials narrowed; and
- an increase of \$22.8 million related to higher isomerization volumes, resulting from the wider NGL product price differential between normal butane and iso-butane; offset partially by
- a decrease of \$18.3 million resulting from the impact of ethane rejection, which resulted in lower NGL volumes; and

- a decrease of \$6.0 million due to the impact of lower operational measurement gains.

Operating costs increased primarily as a result of the completion of its growth projects, which include the following:

- an increase of \$20.1 million due to higher outside services expenses associated primarily with scheduled maintenance and the growth of operations related to completed capital projects;
- an increase of \$15.5 million due to higher ad valorem taxes related to its completed capital projects;
- an increase of \$14.9 million due to higher employee-related costs due primarily to higher labor and employee benefit costs; and
- an increase of \$3.4 million due to higher chemical, materials and supplies expense.

Depreciation and amortization expense increased due primarily to the depreciation associated with ONEOK Partners' completed capital projects.

Equity earnings increased in 2014, compared with 2013, due primarily to higher volumes delivered to Overland Pass Pipeline from ONEOK Partners' Bakken NGL Pipeline that was placed in service in April 2013 and revenues from minimum volume agreements, offset partially by increased ethane rejection and higher operating costs.

Capital expenditures decreased due primarily to timing of expenditures on ONEOK Partners' growth projects discussed above. Allowance for equity funds used during construction decreased due to the completion of all of ONEOK Partners' regulated projects.

2013 vs. 2012 - Net margin decreased primarily as a result of the following:

- a decrease of \$162.7 million in optimization and marketing margins, which resulted from a \$202.5 million decrease due primarily to significantly narrower NGL location price differentials. This decrease was offset partially by an increase of \$35.7 million due primarily to more favorable NGL product price differentials;
- a decrease of \$48.8 million resulting from the impact of ethane rejection, which resulted in lower NGL volumes; and
- a decrease of \$22.4 million related to lower isomerization volumes, resulting from the narrower price differential between normal butane and iso-butane; offset partially by
- an increase of \$166.5 million in exchange-services margins, which resulted from higher NGL volumes gathered, contract renegotiations for higher fees for ONEOK Partners' NGL exchange-services activities and higher revenues from customers with minimum volume obligations;
- an increase of \$19.5 million due to the impact of operational measurement gains of approximately \$9.7 million in 2013, compared with losses of approximately \$9.8 million in 2012; and
- an increase of \$10.5 million in storage margins due primarily to contract renegotiations.

Operating costs increased primarily as a result of the growth of the segment's operations and reflect the following:

- an increase of \$5.4 million due to higher ad valorem taxes related to ONEOK Partners' completed capital projects; and
- an increase of \$5.0 million in employee-related costs due to higher labor and employee benefit costs due to the growth of ONEOK Partners' operations related to its completed capital projects, offset partially by lower incentive compensation costs.

Depreciation and amortization expense increased due primarily to the depreciation associated with the segment's completed capital projects.

Equity earnings increased compared with 2012 due primarily to higher volumes delivered to Overland Pass Pipeline from ONEOK Partners' Bakken NGL Pipeline that was placed in service in April 2013, offset partially by reduced volumes as a result of ethane rejection. The impact of ethane rejection reduced equity earnings by \$13.3 million compared with 2012.

Capital expenditures and the allowance for equity funds used during construction increased due primarily to the segment's growth projects discussed above. In 2013, ONEOK Partners also completed the Sage Creek acquisition in the NGL-rich Niobrara Shale area of the Powder River Basin that included natural gas liquids gathering pipelines.

Selected Operating Information - The following tables set forth selected operating information for the Natural Gas Liquids segment for the periods indicated:

Operating Information	Years Ended December 31,		
	2014	2013	2012
NGL sales (MBbl/d)	615	657	572
NGLs transported - gathering lines (MBbl/d) (a)	533	547	520
NGLs fractionated (MBbl/d) (b)	522	535	574
NGLs transported - distribution lines (MBbl/d) (a)	408	435	491
Average Conway-to-Mont Belvieu OPIS price differential - ethane in ethane/propane mix (\$/gallon)	\$ 0.05	\$ 0.04	\$ 0.17

(a) - Includes volumes for consolidated entities only.

(b) - Includes volumes at company-owned and third-party facilities.

2014 vs. 2013 - NGLs transported on gathering lines and NGLs fractionated decreased due primarily to the termination of a low margin contract and increased ethane rejection in the Mid-Continent and Rocky Mountain regions, offset partially by volumes from new plants connected in the Williston Basin and Mid-Continent region and from the West Texas LPG system acquired in November 2014.

NGLs transported on distribution lines decreased due primarily to lower volumes transported for ONEOK Partners' optimization business due to narrower location price differentials during the second, third and fourth quarters 2014 between the Conway and Mont Belvieu market centers and increased ethane rejection, offset partially by an increase in exchange volumes delivered to Mont Belvieu due to the completed Sterling III Pipeline, which was placed in service in March 2014; and higher NGL volumes, primarily propane, during the first quarter 2014, transported to the Mid-Continent region due to increased demand.

2013 vs. 2012 - NGLs transported on gathering lines increased due primarily to increased volumes from the Williston Basin made available by ONEOK Partners' completed Bakken NGL Pipeline and increased volumes in the Mid-Continent region and Texas made available through its Cana-Woodford Shale and Granite Wash projects, offset partially by decreases in NGL volumes gathered as a result of ethane rejection.

NGLs fractionated decreased due primarily to decreased volumes as a result of ethane rejection during 2013, offset partially by higher volumes supplied from the Williston Basin made available by ONEOK Partners' completed Bakken NGL Pipeline.

NGLs transported on distribution lines decreased due primarily to decreased volumes as a result of ethane rejection.

Natural Gas Pipelines

Selected Financial Results and Operating Information - The following tables set forth certain selected financial results and operating information for the Natural Gas Pipelines segment for the periods indicated:

Financial Results	Years Ended December 31,			Variances		Variances		
	2014	2013	2012	2014 vs. 2013		2013 vs. 2012		
				Increase (Decrease)		Increase (Decrease)		
	(Millions of dollars)							
Transportation revenues	\$ 270.5	\$ 233.0	\$ 220.9	\$ 37.5	16 %	\$ 12.1	5 %	
Storage revenues	64.0	70.4	68.7	(6.4)	(9)%	1.7	2 %	
Natural gas sales and other revenues	15.9	22.1	30.8	(6.2)	(28)%	(8.7)	(28)%	
Cost of sales	21.9	39.8	34.3	(17.9)	(45)%	5.5	16 %	
Net margin	328.5	285.7	286.1	42.8	15 %	(0.4)	— %	
Operating costs	111.0	101.2	101.9	9.8	10 %	(0.7)	(1)%	
Depreciation and amortization	43.3	43.5	45.7	(0.2)	— %	(2.2)	(5)%	
Gain (loss) on sale of assets	6.8	10.6	5.3	(3.8)	(36)%	5.3	100 %	
Operating income	\$ 181.0	\$ 151.6	\$ 143.8	\$ 29.4	19 %	\$ 7.8	5 %	
Equity earnings from investments	\$ 69.8	\$ 65.0	\$ 73.2	\$ 4.8	7 %	\$ (8.2)	(11)%	
Capital expenditures	\$ 43.0	\$ 34.7	\$ 25.4	\$ 8.3	24 %	\$ 9.3	37 %	
Cash paid for acquisitions	\$ 14.0	\$ —	\$ —	\$ 14.0	*	\$ —	— %	

* Percentage change is greater than 100 percent.

2014 vs. 2013 - Net margin increased primarily as a result of the following:

- an increase of \$26.3 million due to higher transportation revenues primarily from increased rates on intrastate pipelines, higher contracted capacity and rates on Midwestern Gas Transmission and increased interruptible transportation revenues from higher natural gas volumes transported;
- an increase of \$17.6 million from higher short-term natural gas storage services due to higher park-and-loan activity as a result of weather-related seasonal demand primarily in the first quarter 2014 and greater capacity available for such services;
- an increase of \$5.1 million due to increased park-and-loan services on our interstate pipelines as a result of weather-related seasonal demand in the first quarter 2014;
- an increase of \$5.0 million from higher net retained fuel due to higher natural gas prices and natural gas volumes retained; and
- an increase of \$3.1 million from additional storage services to meet utility customers' peak-day demand; offset partially by
- a decrease of \$14.3 million due to lower storage revenues from lower contracted firm capacity.

Operating costs increased primarily as a result of increased employee-related costs due to higher labor and employee benefit costs, as well as higher expenditures for outside services associated with scheduled maintenance and higher materials and supplies expenses.

Gain on sale of assets decreased in 2014 as a result of excess pad gas sales of \$6.8 million compared with \$10.5 million in the prior year.

Equity earnings from ONEOK Partners' investments increased \$4.8 million due primarily to increased park-and-loan services on Northern Border Pipeline as a result of increased weather-related seasonal demand in the first quarter 2014, offset partially by lower contracted capacity. Substantially all of Northern Border Pipeline's long-haul transportation capacity has been contracted through March 2016.

2013 vs. 2012 - Operating income increased in 2013, compared with 2012, reflecting an increase in transportation margins of \$9.6 million due primarily to higher rates on Guardian Pipeline and higher contracted capacity with natural gas producers on ONEOK Partners' intrastate pipelines, offset partially by a decrease of \$3.9 million from lower net retained fuel. Operating costs included an increase of \$2.4 million due to higher employee-benefit costs. Gain on sale of assets increased in 2013 from 2012 due primarily to a \$10.5 million gain on excess pad gas sales in 2013 as a result of storage optimization review that resulted in additional working natural gas capacity of 2.0 Bcf; 2012 results reflected a gain on sale of a natural gas pipeline lateral of \$5.7 million.

Equity earnings from ONEOK Partners' investments decreased in 2013, compared with 2012, due to reduced transportation rates resulting from a Northern Border Pipeline rate settlement, effective January 1, 2013. The new long-term transportation rates are approximately 11 percent lower than previous rates, which reduced ONEOK Partners' equity earnings and cash distributions compared with 2012.

Operating Information (a)	Years Ended December 31,		
	2014	2013	2012
Natural gas transportation capacity contracted (MDth/d)	5,781	5,524	5,366
Transportation capacity subscribed	91%	90%	89%
Average natural gas price			
Mid-Continent region (\$/MMBtu)	\$ 4.33	\$ 3.61	\$ 2.64

(a) - Includes volumes for consolidated entities only.

The natural gas pipelines primarily serve end users such as natural gas distribution and electric-generation companies that require natural gas to operate their businesses regardless of location price differentials. The development of shale and other resource areas has continued to increase available natural gas supply resulting in narrower location and seasonal price differentials. As additional supply is developed, ONEOK Partners expects producers to demand incremental services in the future to transport their production to market. The abundance of shale gas supply and new regulations on emissions from coal-fired electric-generation plants may also increase the demand for the services from electric-generation companies as they convert to a natural gas fuel source. Conversely, contracted capacity by certain customers that are focused on capturing location or seasonal price differentials may decrease in the future due to narrowing price differentials. Overall, ONEOK

Partners expects its fee-based earnings to remain relatively stable with growth in certain market areas as the development of shale and other resource areas continues.

In August 2014, Viking Gas Transmission filed a “Stipulation and Agreement in Resolutions of All Issues Concerning Adjustment in Rates of Viking Gas Transmission Company” (settlement) with the FERC. The settlement was approved on October 1, 2014, and became final on October 31, 2014. Rates under the settlement became effective January 1, 2015, and we do not expect the settlement to materially impact us.

CONTINGENCIES

Gas Index Pricing Litigation - As previously reported, ONEOK and its subsidiary, OESC, along with several other energy companies, are defending multiple lawsuits arising from alleged market manipulation or false reporting of natural gas prices to natural gas-index publications. On April 10, 2013, the United States Court of Appeals for the Ninth Circuit reversed the summary judgments that had been granted in favor of ONEOK, OESC and other unaffiliated defendants in the following cases: *Reorganized FLI*, *Learjet*, *Arandell*, *Heartland* and *NewPage*. The Ninth Circuit also reversed the summary judgment that had been granted in favor of OESC on all state law claims asserted in the *Sinclair* case. ONEOK, OESC and the other unaffiliated defendants filed a Petition for Writ of Certiorari with the United States Supreme Court on August 26, 2013, seeking review of the Ninth Circuit decision. The Ninth Circuit has ordered the cases stayed until the final disposition of the Petition for Writ of Certiorari. On July 1, 2014, the United States Supreme Court granted the Petition for Writ of Certiorari. Oral arguments were heard by the United States Supreme Court on January 12, 2015, and we expect a decision by mid-2015.

Because of the uncertainty surrounding the Gas Index Pricing Litigation, including an insufficient description of the purported classes and other related matters, we cannot reasonably estimate a range of potential exposures at this time. However, it is reasonably possible that the ultimate resolution of these matters could result in future charges that may be material to our results of operations.

Other Legal Proceedings - We are a party to various other litigation matters and claims that have arisen in the normal course of our operations. While the results of these various other litigation matters and claims cannot be predicted with certainty, we believe the reasonably possible losses from such matters, individually and in the aggregate, are not material. Additionally, we believe the probable final outcome of such matters will not have a material adverse effect on our consolidated results of operations, financial position or cash flows.

LIQUIDITY AND CAPITAL RESOURCES

General - Prior to the separation of our former natural gas distribution business, we relied primarily on operating cash flows, bank credit facilities, commercial paper, debt issuances and the issuance of equity for our liquidity and capital resource requirements. Effective in February 2014 and in connection with the separation, we terminated our commercial paper program and now fund operating expenses, debt service and dividends to shareholders with operating cash flows, which are primarily comprised of cash distributions received from ONEOK Partners.

Neither ONEOK nor ONEOK Partners guarantees the debt or other similar commitments to unaffiliated parties, and ONEOK does not guarantee the debt or other similar commitments of ONEOK Partners.

ONEOK - In March 2014, we completed the wind down of our energy services business. We expect future cash expenditures associated with the released transportation and storage capacity from the wind down of our energy services business on an after-tax basis to be approximately \$45 million with approximately \$23 million in 2015, \$11 million in 2016, \$6 million in 2017 and \$5 million from 2018 through 2023.

On January 31, 2014, we completed the separation of ONE Gas. In conjunction with the separation, the following transactions occurred in 2014:

- ONE Gas issued senior notes totaling \$1.2 billion, generating net proceeds of approximately \$1.19 billion;
- we received a cash distribution of approximately \$1.13 billion from the proceeds of the ONE Gas senior notes offering;
- we repaid all commercial paper outstanding, which totaled approximately \$600.5 million;
- we paid \$150.0 million to retire \$152.5 million of senior notes through a tender offer;
- we called \$400 million of senior notes that we repaid in March 2014 for a total of \$430.1 million, which included accrued but unpaid interest to the redemption date;

- we recorded a loss on extinguishment of \$24.8 million in other expense and reclassified losses to interest expense of \$7.7 million due to the discontinuance of cash flow hedge treatment for interest-rate swaps related to the debt retirements;
- we reduced our credit facility to \$300 million from \$1.2 billion; and
- we wrote off \$2.9 million of previously deferred credit agreement issuance costs to interest expense.

As a result of the separation of our former natural gas distribution business and the wind down of our energy services business, the cash flow sources and requirements for ONEOK have changed significantly. ONEOK's primary source of cash inflows are distributions to us from our general partner and limited partnership interests in ONEOK Partners. The cash distributions that we expect to receive from ONEOK Partners are expected to provide sufficient resources to finance our operations and quarterly cash dividends. Our next long-term debt maturity is in 2022.

ONEOK Partners - Part of ONEOK Partners' strategy is to grow through internally generated growth projects and acquisitions that strengthen and complement its existing assets. It relies primarily on operating cash flows, commercial paper, bank credit facilities, debt issuances and the issuance of common units for its liquidity and capital resources requirements. It funds its operating expenses, debt service and cash distributions to its limited partners and general partner primarily with operating cash flows. Capital expenditures are funded by operating cash flows, short- and long-term debt and issuances of equity. It expects to continue to use these sources for liquidity and capital resource needs on both a short- and long-term basis. ONEOK Partners has no guarantees of debt or other similar commitments to unaffiliated parties.

While ONEOK Partners' net margin is primarily derived from fee-based contracts, a portion of its net margin is dependent upon the prevailing and future prices for NGLs, crude oil and natural gas. Commodity prices are dependent on numerous factors beyond its control, such as overall crude oil and natural gas supply and demand and inventories in relevant markets, economic conditions, the global political environment, regulatory developments and competition from other energy sources. These commodity prices historically have been volatile and may be subject to significant fluctuations in the future. For example, WTI crude oil prices declined to less than \$50.00 per barrel in early 2015, compared with approximately \$90.00 per barrel in September 2014. NYMEX natural gas prices also declined to approximately \$3.00 per MMBtu in early 2015, compared with prices in excess of \$4.00 per MMBtu in September 2014.

ONEOK Partners uses hedges to partially mitigate its near-term sensitivity to fluctuations in the natural gas, crude oil and NGL prices received for its equity volumes. As of February 2015, it had hedged 80 percent, 33 percent and 44 percent of its expected 2015 equity natural gas, NGL and condensate volumes, respectively. Currently, it does not have hedges in place for any of its expected equity volumes beyond 2015.

We expect the energy commodity price environment to remain depressed for at least the near term, which has caused crude oil and natural gas producers to announce plans for reduced drilling for crude oil and natural gas, which we expect will slow volume growth, or reduce the volumes of natural gas and NGLs delivered on to ONEOK Partners' systems. These conditions are expected to adversely impact ONEOK Partners' results of operations and cash flows. If the current energy commodity price environment persists for a prolonged period or declines further, it could have a material adverse effect on our financial position, results of operations and cash flows.

ONEOK Partners continues to have access to the ONEOK Partners Credit Agreement, which it expects to be adequate to fund short-term liquidity needs. In February 2015, ONEOK Partners notified its lenders of its intent to exercise its option to increase the capacity of the facility to an aggregate of \$2.4 billion by increased commitments from existing lenders and/or commitments from one or more new lenders, which is pending lenders' approval. While ONEOK Partners' lenders are not obligated to increase the capacity of the facility, it expects to receive sufficient commitments to increase the facility to \$2.4 billion.

If the low commodity prices persist throughout 2015, we expect it to have an adverse impact on ONEOK Partners' volumes and margins. ONEOK Partners is responding by aligning its operating costs and capital-growth projects with the needs of crude oil and natural gas producers, which includes suspending, reducing or eliminating certain capital-growth projects; limiting increases of distributions to its limited partners and negotiating various contract enhancements. ONEOK Partners continues to seek opportunities to convert its POP contracts to fee-based contracts or increase the fee component in its POP contracts.

ONEOK Partners' ability to continue to access capital markets for debt and equity financing under reasonable terms depends on its financial condition, credit ratings and market conditions. The recent decline in commodity prices has resulted in a decrease in its common unit price, which is expected to increase its debt and equity financing costs. While lower commodity prices and industry uncertainty may result in increased financing costs, it believes it has sufficient access to the financial resources and liquidity necessary to meet its requirements for working capital, debt service payments and capital expenditures.

During 2014, ONEOK Partners utilized cash from operations, its commercial paper program and proceeds from its equity issuances, including its May 2014 equity offering and “at-the-market” equity program, to fund its short-term liquidity needs and capital projects. See discussion under “Short-term Liquidity” and “Long-term Financing” for more information.

Cash Management - We and ONEOK Partners each use similar centralized cash management programs that concentrate the cash assets of their operating subsidiaries in joint accounts for the purposes of providing financial flexibility and lowering the cost of borrowing, transaction costs and bank fees. Both centralized cash management programs provide that funds in excess of the daily needs of the operating subsidiaries are concentrated, consolidated or otherwise made available for use by other entities within the respective consolidated groups. ONEOK Partners’ operating subsidiaries participate in these programs to the extent they are permitted pursuant to FERC regulations or their operating agreements. Under these cash management programs, depending on whether a participating subsidiary has short-term cash surpluses or cash requirements, we and ONEOK Partners provide cash to their respective subsidiaries or the subsidiaries provide cash to them.

Separation of Natural Gas Distribution Business - Prior to and in anticipation of the separation, ONE Gas, which at the time was our wholly owned subsidiary, entered into debt and credit agreements. Upon completion of the separation on January 31, 2014, ONEOK’s obligations related to the ONE Gas Credit Agreement and debt issuance terminated.

Short-term Liquidity - ONEOK’s source of short-term liquidity is quarterly distributions from ONEOK Partners and cash on hand. We have access to our \$300 million ONEOK Credit Agreement, which had \$298.1 million of credit available at December 31, 2014, but do not expect to draw upon the facility. We terminated our commercial paper program in February 2014. At December 31, 2014, ONEOK had no short-term debt outstanding.

ONEOK Partners’ principal sources of short-term liquidity consist of cash generated from operating activities, distributions received from its equity-method investments and proceeds from its commercial paper program. To the extent commercial paper is unavailable, the ONEOK Partners Credit Agreement may be used.

The weighted-average interest rate at December 31, 2014, on ONEOK Partners’ short-term borrowings was 0.54 percent. Based on the forward LIBOR curve, we expect the interest rates on ONEOK Partners’ short-term borrowings to increase in 2015, compared with interest rates on amounts outstanding at December 31, 2014.

ONEOK Credit Agreement - Effective January 31, 2014, the ONEOK Credit Agreement was amended and restated to reduce available capacity to \$300 million from \$1.2 billion and to amend certain other provisions.

In February 2014, ONEOK repaid all commercial paper outstanding. At December 31, 2014, ONEOK had \$1.9 million in letters of credit issued under the ONEOK Credit Agreement and approximately \$130.3 million of cash and cash equivalents. ONEOK had approximately \$298.1 million of credit available at December 31, 2014, under the ONEOK Credit Agreement.

The ONEOK Credit Agreement is a \$300 million revolving credit facility and contains certain financial, operational and legal covenants. Among other things, these covenants include maintaining a ratio of indebtedness to Consolidated EBITDA (EBITDA, as defined in the ONEOK Credit Agreement) of no more than 4.0 to 1. Upon breach of certain covenants by us in the ONEOK Credit Agreement, amounts outstanding under our ONEOK Credit Agreement, if any, may become due and payable immediately. At December 31, 2014, ONEOK’s ratio of indebtedness to Consolidated EBITDA was 2.3 to 1, and ONEOK was in compliance with all covenants under the ONEOK Credit Agreement.

The ONEOK Credit Agreement also includes a \$50 million sublimit for the issuance of standby letters of credit and a \$50 million sublimit for swingline loans. Under the terms of the ONEOK Credit Agreement, ONEOK may request an increase in the size of the facility to an aggregate of \$500 million from \$300 million by either commitments from new lenders or increased commitments from existing lenders. The ONEOK Credit Agreement contains provisions for an applicable margin rate and an annual facility fee, both of which adjust with changes in our credit rating. Based on our current credit rating, borrowings, if any, will accrue interest at LIBOR plus 125 basis points, and the annual facility fee is 25 basis points.

ONEOK Partners Credit Agreement - The total amount of short-term borrowings authorized by the Board of Directors of ONEOK Partners GP, the general partner of ONEOK Partners, is \$2.5 billion. At December 31, 2014, ONEOK Partners had \$1.1 billion of commercial paper outstanding, \$14.0 million of letters of credit issued, no borrowings outstanding under the ONEOK Partners Credit Agreement, approximately \$42.5 million of cash and approximately \$630.7 million of credit available under the ONEOK Partners Credit Agreement. As of December 31, 2014, ONEOK Partners could have issued \$3.3 billion of short- and long-term debt to meet its liquidity needs under the most restrictive provisions contained in its various borrowing agreements.

The ONEOK Partners Credit Agreement, which was amended and restated effective on January 31, 2014, and expires in January 2019, is a \$1.7 billion revolving credit facility and includes a \$100 million sublimit for the issuance of standby letters of credit, a \$150 million swingline sublimit and an option to request an increase in the size of the facility to an aggregate of \$2.4 billion by either commitments from new lenders or increased commitments from existing lenders. The ONEOK Partners Credit Agreement is available for general partnership purposes. During the second quarter 2014, ONEOK Partners increased the size of its commercial paper program to \$1.7 billion from \$1.2 billion. In addition, in February 2015, it notified its lenders of its intent to exercise its option to increase the capacity of the facility to an aggregate of \$2.4 billion by increased commitments from existing lenders and/or commitments from one or more new lenders, which is pending lenders' approval. Amounts outstanding under ONEOK Partners' commercial paper program reduce the borrowing capacity under the ONEOK Partners Credit Agreement.

The ONEOK Partners Credit Agreement contains provisions for an applicable margin rate and an annual facility fee, both of which adjust with changes in ONEOK Partners' credit rating. Under the terms of the ONEOK Partners Credit Agreement, based on ONEOK Partners' current credit rating, borrowings, if any, will accrue at LIBOR plus 117.5 basis points, and the annual facility fee is 20 basis points. The ONEOK Partners Credit Agreement is guaranteed fully and unconditionally by ONEOK Partners' wholly owned subsidiary, the Intermediate Partnership. Borrowings under the ONEOK Partners Credit Agreement are nonrecourse to ONEOK, and ONEOK does not guarantee ONEOK Partners' debt, commercial paper or other similar commitments.

The ONEOK Partners Credit Agreement contains certain financial, operational and legal covenants. Among other things, these covenants include maintaining a ratio of indebtedness to adjusted EBITDA (EBITDA, as defined in the ONEOK Partners Credit Agreement, adjusted for all noncash charges and increased for projected EBITDA from certain lender-approved capital expansion projects) of no more than 5.0 to 1. If ONEOK Partners consummates one or more acquisitions in which the aggregate purchase price is \$25 million or more, the allowable ratio of indebtedness to adjusted EBITDA will be increased to 5.5 to 1 for the quarter in which the acquisition was completed and the two following quarters. As a result of the West Texas LPG acquisition ONEOK Partners completed in the fourth quarter 2014, the allowable ratio of indebtedness to adjusted EBITDA increased to 5.5 to 1 through the second quarter 2015. If ONEOK Partners were to breach certain covenants in the ONEOK Partners Credit Agreement, amounts outstanding under the ONEOK Partners Credit Agreement, if any, may become due and payable immediately. At December 31, 2014, ONEOK Partners' ratio of indebtedness to adjusted EBITDA was 3.7 to 1, and ONEOK Partners was in compliance with all covenants under the ONEOK Partners Credit Agreement.

Financing for the West Texas LPG acquisition came from available cash on hand and borrowings under ONEOK Partners' existing \$1.7 billion commercial paper program. See additional discussion of this acquisition in the "Financial Results and Operating Information" section in the Natural Gas Liquids segment.

Long-term Financing - We do not expect to issue additional equity or long-term notes, as our next debt maturity is not until 2022 and our operating cash requirements are expected to be funded by cash distributions received from ONEOK Partners. Therefore, changes in the debt and equity markets are not expected to impact our financing requirements.

ONEOK Partners expects to fund its longer-term cash requirements by issuing common units or long-term notes. Other options to obtain financing include, but are not limited to, issuance of convertible debt securities, asset securitization, and the sale and lease back of facilities.

ONEOK Partners is subject to changes in the debt and equity markets, and there is no assurance it will be able or willing to access the public or private markets in the future. ONEOK Partners may choose to meet its cash requirements by utilizing some combination of cash flows from operations, borrowing under its commercial paper program or the ONEOK Partners Credit Agreement, altering the timing of controllable expenditures, restricting future acquisitions and capital projects, or pursuing other debt or equity financing alternatives. Some of these alternatives could result in higher costs or negatively affect their respective credit ratings, among other factors. Based on ONEOK Partners' general financial condition, market expectations regarding its future earnings and projected cash flows, and ONEOK Partners' investment-grade credit ratings, we expect ONEOK Partners will be able to meet its cash requirements and maintain its investment-grade credit ratings.

ONEOK Debt Issuance - In January 2012, we completed an underwritten public offering of \$700 million, 4.25 percent senior notes due 2022. The net proceeds from the offering, after deducting underwriting discounts and offering expense, or approximately \$694.3 million were used to repay amounts outstanding under our commercial paper program and for general corporate purposes.

ONEOK Debt Repayment - In February 2014, we retired approximately \$152.5 million, excluding accrued and unpaid interest, of our 4.25 percent senior notes due 2022 through a tender offer. The total amount paid, including fees and other charges, was approximately \$150.0 million.

In February 2014, we called our \$400 million, 5.2 percent senior notes due in 2015. The full repayment occurred in March 2014 and was \$430.1 million, including accrued but unpaid interest to the redemption date.

We recorded a loss on extinguishment of \$24.8 million related to the early retirement of long-term debt, which is included in other expense in our Consolidated Statements of Income. We reclassified a loss of \$4.6 million, net of tax of \$3.1 million, from accumulated other comprehensive income (loss) for terminated cash flow hedges related to the debt retirements, which is included in interest expense in our Consolidated Statements of Income.

ONEOK Partners' Debt Issuances - In September 2013, ONEOK Partners completed an underwritten public offering of \$1.25 billion of senior notes, consisting of \$425 million, 3.2 percent senior notes due 2018, \$425 million, 5.0 percent senior notes due 2023 and \$400 million, 6.2 percent senior notes due 2043. A portion of the net proceeds from the offering of approximately \$1.24 billion was used to repay amounts outstanding under its commercial paper program, and the balance was used for general partnership purposes, including but not limited to capital expenditures and acquisitions.

In September 2012, ONEOK Partners completed an underwritten public offering of \$1.3 billion of senior notes, consisting of \$400 million, 2.0 percent senior notes due 2017 and \$900 million, 3.375 percent senior notes due 2022. A portion of the net proceeds from the offering of approximately \$1.29 billion was used to repay amounts outstanding under its commercial paper program, and the balance was used for general partnership purposes, including but not limited to capital expenditures.

ONEOK Partners' Equity Issuances - In May 2014, ONEOK Partners completed an underwritten public offering of approximately 13.9 million common units at a public offering price of \$52.94 per common unit, generating net proceeds of approximately \$714.5 million. In conjunction with this issuance, we contributed approximately \$15.0 million in order to maintain our 2 percent general partner interest in ONEOK Partners. ONEOK Partners used the proceeds to repay commercial paper outstanding, fund capital expenditures and for general partnership purposes.

ONEOK Partners has an “at-the-market” equity program for the offer and sale from time to time of its common units. In November 2014, ONEOK Partners entered into an equity distribution agreement in the aggregate amount of \$650 million. The program allows ONEOK Partners to offer and sell its common units at prices it deems appropriate through a sales agent. Sales of common units are made by means of ordinary brokers' transactions on the NYSE, in block transactions, or as otherwise agreed to between ONEOK Partners and the sales agent. ONEOK Partners is under no obligation to offer and sell common units under the program. During 2014, ONEOK Partners utilized the remainder of its previous equity distribution agreement in the aggregate amount of \$300 million. At December 31, 2014, ONEOK Partners had approximately \$514 million of registered common units available for issuance under its “at-the-market” equity program.

During the year ended December 31, 2014, ONEOK Partners sold approximately 7.9 million common units through its “at-the-market” equity program. The gross proceeds, including ONEOK Partners GP's contribution to maintain its 2 percent general partner interest in ONEOK Partners, were approximately \$408.1 million. Net cash proceeds, after deducting agent commissions and other related costs, were approximately \$402.1 million, which were used for general partnership purposes.

As a result of these transactions, our aggregate ownership interest in ONEOK Partners decreased to 37.8 percent at December 31, 2014, from 41.2 percent at December 31, 2013.

In August 2013, ONEOK Partners completed an underwritten public offering of 11.5 million common units at a public offering price of \$49.61 per common unit, generating net proceeds of approximately \$553.4 million. In conjunction with this issuance, we contributed approximately \$11.6 million in order to maintain our 2 percent general partner interest in ONEOK Partners. ONEOK Partners used a portion of the proceeds to repay amount outstanding under its commercial paper program and the balance was used for other general partnership purposes.

During the year ended December 31, 2013, ONEOK Partners sold approximately 681 thousand common units through its “at-the-market” equity program. The gross proceeds, including ONEOK Partners GP's contribution to maintain its 2 percent general partner interest in ONEOK Partners, were approximately \$36.6 million. Net cash proceeds, after deducting agent commissions and other related costs, were approximately \$36.1 million, which were used for general partnership purposes.

In March 2012, ONEOK Partners completed an underwritten public offering of 8.0 million common units at a public offering price of \$59.27 per common unit, generating net proceeds of approximately \$460 million. ONEOK Partners also sold 8.0

million common units to us in a private placement, generating net proceeds of approximately \$460 million. In conjunction with the issuances, ONEOK Partners GP contributed approximately \$19 million in order to maintain its 2 percent general partner interest in ONEOK Partners. ONEOK Partners used the net proceeds from the issuances to repay \$295 million of borrowings under its commercial paper program, to repay amounts on the maturity of its \$350 million, 5.9 percent senior notes due in April 2012 and for other general partnership purposes, including capital expenditures.

Interest-rate Swaps - ONEOK Partners has entered into forward-starting interest-rate swaps to hedge the variability of interest payments on a portion of forecasted debt issuances that may result from changes in the benchmark interest rate before the debt is issued. At December 31, 2014, ONEOK Partners had forward-starting interest-rate swaps with notional amounts totaling \$900 million that were designated as cash flow hedges of which \$400 million have settlement dates of more than 12 months and \$500 million have settlement dates of less than 12 months.

Capital Expenditures - ONEOK's capital expenditures are financed through operating cash flows following the separation of the natural gas distribution business. ONEOK Partners' capital expenditures are financed typically through operating cash flows, short- and long-term debt and the issuance of equity. Consolidated capital expenditures were \$1.8 billion, \$2.3 billion and \$1.9 billion for 2014, 2013 and 2012, respectively. Of these amounts, ONEOK Partners' capital expenditures were \$1.7 billion, \$1.9 billion and \$1.6 billion for 2014, 2013 and 2012, respectively. Capital expenditures for 2014 decreased, compared with 2013, due primarily to the timing of expenditures on growth projects in the Natural Gas Gathering and Processing and Natural Gas Liquids segments and the separation of the natural gas distribution business on January 31, 2014. Capital expenditures increased for 2013, compared with 2012, due primarily to growth projects in the Natural Gas Gathering and Processing and Natural Gas Liquids segments. The 2013 and 2012 capital expenditures reflect twelve months of capital expenditures for the natural gas distribution business.

In addition to the capital expenditures discussed above, ONEOK Partners completed the acquisition of the West Texas LPG system from affiliates of Chevron Corporation for approximately \$800 million in November 2014. In 2013, ONEOK Partners completed for \$305 million the Sage Creek acquisition of certain natural gas gathering and processing, and natural gas liquids facilities in Converse and Campbell counties, Wyoming, in the NGL-rich Niobrara Shale formation of the Powder River Basin. ONEOK Partners also acquired the remaining 30 percent undivided interest in the Maysville, Oklahoma, natural gas processing facility for \$90 million during 2013. For additional discussion, see Note C to the Notes to Consolidated Financial Statements.

The following table sets forth ONEOK Partners' 2015 projected capital expenditures, excluding acquisitions and AFUDC:

2015 Projected Capital Expenditures	
	<i>(Millions of dollars)</i>
Natural Gas Gathering and Processing	\$ 761
Natural Gas Liquids	311
Natural Gas Pipelines	139
Other	16
Total projected capital expenditures	\$ 1,227

Projected 2015 capital expenditures are lower than 2014 capital expenditures due to suspending certain growth capital expenditures as discussed in "Growth Projects" in the Natural Gas Gathering and Processing and Natural Gas Liquids segments in Financial Results and Operating Information. ONEOK Partners has approximately \$2.1 billion to \$3.0 billion of projects in various stages of construction, including approximately \$2.2 billion in new projects and acquisitions announced in 2014. It expects to continue to finance future capital expenditures with a combination of operating cash flows, short- and long-term debt and the issuance of common units

Unconsolidated Affiliates - The Overland Pass Pipeline Company limited liability company agreement provides that distributions to Overland Pass Pipeline Company's members are to be made on a pro rata basis according to each member's ownership interest. The Overland Pass Pipeline Company Management Committee determines the amount and timing of such distributions. Any changes to, or suspension of, cash distributions from Overland Pass Pipeline Company requires the unanimous approval of the Overland Pass Pipeline Management Committee. Cash distributions are equal to 100 percent of available cash as defined in the limited liability company agreement.

The Northern Border Pipeline partnership agreement provides that distributions to Northern Border Pipeline's partners are to be made on a pro rata basis according to each partner's percentage interest. The Northern Border Pipeline Management Committee determines the amount and timing of such distributions. Any changes to, or suspension of, the cash distribution policy of Northern Border Pipeline requires the unanimous approval of the Northern Border Pipeline Management Committee.

Cash distributions are equal to 100 percent of distributable cash flow as determined from Northern Border Pipeline's financial statements based upon EBITDA, less interest expense and maintenance capital expenditures. Loans or other advances from Northern Border Pipeline to its partners or affiliates are prohibited under its credit agreement.

West Texas LPG Pipeline - The limited partnership agreement of West Texas LPG Pipeline Limited Partnership (WTLPG) provides that distributions to the partners are to be made on a pro rata basis according to each partner's ownership interest. Cash distributions to the partners for a calendar quarter are currently declared and paid by WTLPG in the next succeeding calendar quarter. Any changes to, or suspension of, the cash distributions from WTLPG requires the approval of a minimum of 90 percent of the ownership interest and a minimum of two general partners of WTLPG. Cash distributions are equal to 100 percent of distributable cash as defined in the limited partnership agreement of WTLPG.

Credit Ratings - ONEOK and ONEOK Partners' credit ratings as of January 16, 2015, are shown in the table below:

Rating Agency	ONEOK		ONEOK Partners	
	Rating	Outlook	Rating	Outlook
Moody's	Baa3	Stable	Baa2	Stable
S&P	BB+	Stable	BBB	Stable

ONEOK terminated its commercial paper program following the separation of the natural gas distribution business. ONEOK continues to have access to the ONEOK Credit Agreement, which expires in January 2019. ONEOK's rating was downgraded to Baa3 by Moody's and BB+ by S&P in February 2014 to reflect the separation of our natural gas distribution business.

ONEOK Partners' commercial paper program is rated Prime-2 by Moody's and A-2 by S&P. ONEOK Partners' credit ratings, which are currently investment grade, may be affected by a material change in financial ratios or a material event affecting its business and industry. The most common criteria for assessment of ONEOK Partners' credit ratings are the debt-to-EBITDA ratio, interest coverage, business risk profile and liquidity.

In February 2014, S&P affirmed ONEOK Partners' current rating and revised its outlook to stable. However, recent declines in the energy commodity price environment and potential adverse impacts on ONEOK Partners' results of operations and cash flows could cause the credit rating agencies to downgrade its credit ratings. If ONEOK Partners' credit ratings were downgraded, the cost to borrow funds under its commercial paper program and credit agreement would increase, or ONEOK Partners potentially could lose access to the commercial paper market. In the event that ONEOK Partners is unable to borrow funds under its commercial paper program and there has not been a material adverse change in its business, ONEOK Partners would continue to have access to the ONEOK Partners Credit Agreement, which expires in January 2019. An adverse credit rating change alone is not a default under the ONEOK Credit Agreement or the ONEOK Partners Credit Agreement. A downgrade in ONEOK Partners' credit ratings could also result in a downgrade to ONEOK's credit ratings. However, we would not expect a downgrade to our credit ratings to have a material impact on our results of operations.

In the normal course of business, ONEOK Partners' counterparties provide secured and unsecured credit. In the event of a downgrade in ONEOK Partners' credit ratings or a significant change in ONEOK Partners' counterparties' evaluation of its creditworthiness, ONEOK Partners could be required to provide additional collateral in the form of cash, letters of credit or other negotiable instruments as a condition of continuing to conduct business with such counterparties. ONEOK Partners may be required to fund margin requirements with its counterparties with cash, letters of credit or other negotiable instruments. There were no financial derivative instruments with contingent features related to credit risk that were in a net liability position at December 31, 2014.

ONEOK Partners Cash Distributions - ONEOK Partners distributes 100 percent of its available cash—as defined in its Partnership Agreement that generally consists of all cash receipts less adjustments for cash disbursements and net change to reserves—to its general and limited partners. Distributions are allocated to the general partner and limited partners according to their partnership percentages of 2 percent and 98 percent, respectively. The effect of any incremental allocations for incentive distributions to the general partner are calculated after the allocation to the general partner's partnership interest and before the allocation to the limited partners.

Commodity Prices - ONEOK Partners is subject to commodity price volatility. Significant fluctuations in commodity prices will impact its overall liquidity due to the affect commodity price changes have on its cash flows from operating activities, including the impact on working capital for NGLs and natural gas held in storage, margin requirements and certain energy-related receivables. The recent decline in commodity prices has contributed to a decrease of ONEOK Partners' unit price. While lower commodity prices and industry uncertainty may increase debt and equity financing costs, ONEOK Partners

expects to have sufficient liquidity to finance its announced capital growth projects. ONEOK Partners believes that its available credit and cash and cash equivalents are adequate to meet liquidity requirements associated with commodity price volatility. See discussion under “Commodity Price Risk” in Part I, Item 7A, Quantitative and Qualitative Disclosures about Market Risk in our Annual Report, for information on ONEOK Partners’ hedging activities.

Pension and Postretirement Benefit Plans - Information about our pension and postretirement benefits plans, including anticipated contributions, is included under Note N of the Notes to Consolidated Financial Statements in this Annual Report.

During 2014, we made no contributions to our defined benefit pension plans, and \$2.0 million in contributions to our postretirement benefit plans for both continuing and discontinued operations. The contributions to our postretirement benefit plans were attributable to the 2014 plan year. We expect to make \$1.5 million in contributions to our defined benefit pension and postretirement plans in 2015.

CASH FLOW ANALYSIS

We use the indirect method to prepare our Consolidated Statements of Cash Flows. Under this method, we reconcile net income to cash flows provided by operating activities by adjusting net income for those items that impact net income but do not result in actual cash receipts or payments during the period and for operating cash items that do not impact net income. These reconciling items include depreciation and amortization, allowance for equity funds used during construction, gain or loss on sale of assets, equity earnings from investments, distributions received from unconsolidated affiliates, deferred income taxes, share-based compensation expense, other amounts, and changes in our assets and liabilities not classified as investing or financing activities.

The following table sets forth the changes in cash flows by operating, investing and financing activities for the periods indicated:

	Years Ended December 31,		
	2014	2013	2012
	<i>(Millions of dollars)</i>		
Total cash provided by (used in):			
Operating activities	\$ 1,285.6	\$ 1,294.8	\$ 984.0
Investing activities	(2,566.2)	(2,642.0)	(1,814.2)
Financing activities	1,304.5	912.9	1,339.0
Change in cash and cash equivalents	23.9	(434.3)	508.8
Change in cash and cash equivalents included in discontinued operations	3.3	2.9	11.5
Change in cash and cash equivalents from continuing operations	27.2	(431.4)	520.3
Cash and cash equivalents at beginning of period	145.6	577.0	56.7
Cash and cash equivalents at end of period	\$ 172.8	\$ 145.6	\$ 577.0

Operating Cash Flows - Operating cash flows are affected by earnings from our business activities. Changes in commodity prices and demand for our services or products, whether because of general economic conditions, changes in supply, changes in demand for the end products that are made with our products or increased competition from other service providers, could affect our earnings and operating cash flows.

2014 vs. 2013 - Cash flows from operating activities, before changes in operating assets and liabilities, were approximately \$1,227.3 million in 2014 compared with \$1,302.0 million 2013. The decrease was due primarily to 2013 operating activities including a full year of operations of our former natural gas distribution business, which was separated from ONEOK on January 31, 2014, as discussed in Note B, offset partially by higher operating income from ONEOK Partners, as discussed in “Financial Results and Operating Information.”

The changes in operating assets and liabilities increased operating cash flows by approximately \$58.3 million in 2014, compared with a decrease of \$7.2 million in 2013. The increase was due primarily to the collection and payment of trade receivables and payables, resulting from the timing of cash collections from customers and paid to vendors and suppliers, which vary from period to period. This change is also due to the change in NGL volumes in storage. These increases were offset partially by higher settlements of liabilities associated with the wind down of our former energy services business and higher imbalances.

2013 vs. 2012 - Cash flows from operating activities, before changes in operating assets and liabilities, were approximately \$1,302.0 million in 2013 compared with \$1,290.2 million in 2012. The increase was due primarily to changes in net margin and operating expenses as discussed in “Financial Results and Operating Information.”

The changes in operating assets and liabilities decreased operating cash flows by approximately \$7.2 million in 2013, compared with a decrease of \$306.2 million in 2012. The increase was due primarily to the settlement of interest-rate swaps associated with ONEOK’s \$700 million debt issuance in January 2012. The change also was affected by the collection and payment of trade receivables and payables, resulting from the timing of cash collections from customers and payments to vendors and suppliers, which vary from period to period.

Investing Cash Flows - Cash used in investing activities decreased for 2014, compared with 2013, due primarily to decreased capital expenditures due to the separation of ONE Gas and lower ONEOK Partners capital expenditures primarily in the Natural Gas Liquids segment, due to the timing of expenditures, offset partially by the acquisition of the West Texas LPG system.

Cash used in investing activities increased for 2013, compared with 2012, due primarily to increased capital expenditures on ONEOK Partners’ growth projects in the Natural Gas Gathering and Processing and Natural Gas Liquids segments, as well as expenditures for the Sage Creek acquisition and the remaining 30 percent interest in the Maysville, Oklahoma, natural gas processing facility.

Financing Cash Flows - Cash provided by financing activities increased for 2014, compared with 2013. The increases were due primarily to the issuance of \$1.2 billion of ONE Gas debt, higher issuances of ONEOK Partners common units and ONEOK Partners’ borrowings of notes payable associated with completing the West Texas LPG acquisition. This was offset partially by ONEOK’s repayment of long-term debt from the proceeds received from ONE Gas. Cash flows also were affected by increased distributions from ONEOK Partners to noncontrolling interests and increased ONEOK dividends in 2014, compared with 2013.

Cash provided by financing activities decreased for 2013, compared with 2012, due primarily to ONEOK’s January 2012 debt issuance; ONEOK Partners issued a similar amount of debt in both periods. This was offset partially by higher repayment of debt and higher issuance of ONEOK Partners’ common units in 2013. Cash flows also were affected by increased distributions from ONEOK Partners to noncontrolling interests and increased ONEOK dividends in 2013, compared with 2012.

IMPACT OF NEW ACCOUNTING STANDARDS

Information about the impact of new accounting standards is included in Note A of the Notes to Consolidated Financial Statements in this Annual Report.

ESTIMATES AND CRITICAL ACCOUNTING POLICIES

The preparation of our consolidated financial statements and related disclosures in accordance with GAAP requires us to make estimates and assumptions with respect to values or conditions that cannot be known with certainty that affect the reported amounts of assets and liabilities and the disclosure of contingent assets and liabilities at the date of the consolidated financial statements. These estimates and assumptions also affect the reported amounts of revenue and expenses during the reporting period. Although we believe these estimates and assumptions are reasonable, actual results could differ from our estimates.

The following is a summary of our most critical accounting policies, which are defined as those estimates and policies most important to the portrayal of our financial condition and results of operations and requiring management’s most difficult, subjective or complex judgment, particularly because of the need to make estimates concerning the impact of inherently uncertain matters. We have discussed the development and selection of our estimates and critical accounting policies with the Audit Committee of our Board of Directors.

Derivatives and Risk-Management Activities - We and ONEOK Partners utilize derivatives to reduce our market risk exposure to commodity price and interest-rate fluctuations and to achieve more predictable cash flows. The accounting for changes in the fair value of a derivative instrument depends on whether it qualifies and has been designated as part of a hedging relationship. When possible, we implement effective hedging strategies using derivative financial instruments that qualify as hedges for accounting purposes. We have not used derivative instruments for trading purposes.

For a derivative designated as a cash flow hedge, the effective portion of the gain or loss from a change in fair value of the derivative instrument is deferred in accumulated other comprehensive income (loss) until the forecasted transaction affects

earnings, at which time the fair value of the derivative instrument is reclassified into earnings. The ineffective portion of the gain or loss on a derivative instrument designated as a cash flow hedge is recognized in earnings.

We assess the effectiveness of hedging relationships quarterly by performing an effectiveness test on our hedging relationships to determine whether they are highly effective on a retrospective and prospective basis. We do not believe that changes in our fair value estimates of our derivative instruments have a material impact on our results of operations, as the majority of our derivatives are accounted for as cash flow hedges for which ineffectiveness is not material. However, if a derivative instrument is ineligible for cash flow hedge accounting or if we fail to appropriately designate it as a cash flow hedge, changes in fair value of the derivative instrument would be recorded currently in earnings. Additionally, if a cash flow hedge ceases to qualify for hedge accounting treatment because it is no longer probable that the forecasted transaction will occur, the change in fair value of the derivative instrument would be recognized in earnings. For more information on commodity price sensitivity and a discussion of the market risk of pricing changes, see Item 7A, Quantitative and Qualitative Disclosures about Market Risk.

See Notes D and E of the Notes to Consolidated Financial Statements in this Annual Report for additional discussion of fair value measurements and derivatives and risk management activities.

Impairment of Goodwill and Long-Lived Assets, including Intangible Assets - We assess our goodwill and indefinite-lived intangible assets for impairment at least annually as of July 1. Our goodwill impairment analysis performed as of July 1, 2014, did not result in an impairment charge nor did our analysis reflect any reporting units at risk, and subsequent to that date, no event has occurred indicating that the implied fair value of each of our reporting units (including its inherent goodwill) is less than the carrying value of its net assets. There were also no impairment charges resulting from our 2013 annual impairment test.

As a result of the decline in natural gas prices and its effect on location and seasonal price differentials, we performed an interim impairment assessment of our former energy services business' goodwill balance as of March 31, 2012. As a result of that assessment, goodwill with a carrying amount of \$10.3 million was written down to its implied fair value of zero, with a resulting impairment charge of \$10.3 million recorded in 2012 earnings, which is included in income from discontinued operations. There were no impairment indicators for ONEOK Partners or for our former natural gas distribution business as the cash flows generated from each of these businesses are derived from predominately fee-based, nondiscretionary services.

As part of our goodwill impairment test, we first assess qualitative factors (including macroeconomic conditions, industry and market considerations, cost factors and overall financial performance) to determine whether it is more likely than not that the fair value of each of our reporting units is less than its carrying amount. If further testing is necessary, we perform a two-step impairment test for goodwill. In the first step, an initial assessment is made by comparing the fair value of a reporting unit with its book value, including goodwill. If the fair value is less than the book value, an impairment is indicated, and we must perform a second test to measure the amount of the impairment. In the second test, we calculate the implied fair value of the goodwill by deducting the fair value of all tangible and intangible net assets of the reporting unit from the fair value determined in step one of the assessment. If the carrying value of the goodwill exceeds the implied fair value of the goodwill, we will record an impairment charge.

To estimate the fair value of our reporting units, we use two generally accepted valuation approaches, an income approach and a market approach, using assumptions consistent with a market participant's perspective. Under the income approach, we use anticipated cash flows over a period of years plus a terminal value and discount these amounts to their present value using appropriate discount rates. Under the market approach, we apply EBITDA multiples to forecasted EBITDA. The multiples used are consistent with historical asset transactions. The forecasted cash flows are based on average forecasted cash flows for a reporting unit over a period of years.

The following table sets forth our goodwill, by segment, for the periods indicated:

	December 31, 2014	December 31, 2013
	<i>(Thousands of dollars)</i>	
Natural Gas Gathering and Processing	\$ 122,291	\$ 122,291
Natural Gas Liquids	268,544	268,544
Natural Gas Pipelines	134,700	134,700
Total goodwill	\$ 525,535	\$ 525,535

As part of our indefinite-lived intangible asset impairment test, we first assess qualitative factors similar to those considered in the goodwill impairment test to determine whether it is more likely than not that the indefinite-lived intangible asset is impaired. If further testing is necessary, we compare the estimated fair value of our indefinite-lived intangible asset with its book value. The fair value of our indefinite-lived intangible asset is estimated using the market approach. Under the market approach, we apply multiples to forecasted cash flows of the assets associated with our indefinite-lived intangible asset. The multiples used are consistent with historical asset transactions. After assessing qualitative factors, we determined that there were no impairments to our indefinite-lived intangible asset in 2014. There were also no impairment charges resulting from our 2013 or 2012 annual impairment tests.

We assess our long-lived assets, including intangible assets with finite useful lives, for impairment whenever events or changes in circumstances indicate that an asset's carrying amount may not be recoverable. An impairment is indicated if the carrying amount of a long-lived asset exceeds the sum of the undiscounted future cash flows expected to result from the use and eventual disposition of the asset. If an impairment is indicated, we record an impairment loss equal to the difference between the carrying value and the fair value of the long-lived asset. We determined that there were no asset impairments in 2014, 2013 or 2012.

For the investments we account for under the equity method, the impairment test considers whether the fair value of the equity investment as a whole, not the underlying net assets, has declined and whether that decline is other than temporary. Therefore, we periodically reevaluate the amount at which we carry our equity method investments to determine whether current events or circumstances warrant adjustments to our carrying value. We determined that there were no impairments to our investments in unconsolidated affiliates in 2013 or 2012.

Historically, low natural gas prices and the relatively higher crude oil and NGL prices compared with natural gas on a heating-value basis have caused producers primarily to focus development efforts on crude oil and NGL-rich supply basins rather than areas with dry natural gas production, such as coal-bed methane areas in the Powder River Basin. The reduced coal-bed methane development activities and natural production declines in the dry natural gas formations of the Powder River Basin have resulted in lower natural gas volumes available to be gathered. While the reserve potential in the dry natural gas formations of the Powder River Basin still exists, future drilling and development in this area will be affected by commodity prices and producers' alternative prospects.

During 2014, the volumes gathered on the Bighorn Gas Gathering system, in which ONEOK Partners owns a 49 percent equity interest and which operates in the coal-bed methane area of the Powder River Basin, declined at a rate greater than in prior periods and greater than expected. Due to these additional declines in volumes, Bighorn Gas Gathering recorded an impairment of its underlying assets in September 2014, when the operator determined that the volume decline would be sustained for the foreseeable future. As a result of these developments, ONEOK Partners reviewed its equity method investment in Bighorn Gas Gathering for impairment and recorded noncash impairment charges totaling \$76.4 million related to Bighorn Gas Gathering. The noncash impairment charges are included in equity earnings from investments in our accompanying Consolidated Statements of Income. The net book value of ONEOK Partners' equity method investment in Bighorn Gas Gathering is \$7.9 million at December 31, 2014, and no equity method goodwill remains.

A continued decline in volumes gathered in the coal-bed methane area of the Powder River Basin may reduce ONEOK Partners' ability to recover the carrying value of its equity investments in this area and could result in additional noncash charges to earnings. The net book value of ONEOK Partners' remaining equity method investments in this dry natural gas area is \$206.0 million, which includes \$130.5 million of equity method goodwill. We expect the energy commodity price environment to remain depressed for at least the near term, which has caused producers to announce plans for reduced drilling for crude oil and natural gas, which we expect will slow volume growth or reduce volumes of natural gas delivered to systems owned by its equity method investments.

Our impairment tests require the use of assumptions and estimates such as industry economic factors and the profitability of future business strategies. If actual results are not consistent with our assumptions and estimates or our assumptions and estimates change due to new information, we may be exposed to future impairment charges.

See Notes F, G and P of the Notes to Consolidated Financial Statements for our long-lived assets, goodwill and equity-method investments disclosures.

Pension and Postretirement Employee Benefits - We have a defined benefit retirement plan covering certain full-time employees. We sponsor welfare plans that provide postretirement medical and life insurance benefits to certain employees who retire with at least five years of service. Our actuarial consultant calculates the expense and liability related to these plans and uses statistical and other factors that attempt to anticipate future events. These factors include assumptions about the discount

rate, expected return on plan assets, rate of future compensation increases, age and employment periods. In determining the projected benefit obligations and costs, assumptions can change from period to period and may result in material changes in the costs and liabilities we recognize. See Note N of the Notes to Consolidated Financial Statements in this Annual Report for additional information.

During 2014, we recorded net periodic benefit costs of \$21.5 million related to our defined benefit pension and postretirement benefits plans in continuing operations.

In connection with the separation of the natural gas distribution business, ONEOK entered into an Employee Matters Agreement with ONE Gas, which provides that employees of ONE Gas no longer participate in benefit plans sponsored or maintained by ONEOK, as of January 1, 2014. The ONEOK defined benefit pension plan and postretirement benefit plans transferred an allocable portion of assets and obligations related to those employees transferring to ONE Gas to newly established trusts for the ONE Gas plans. This resulted in a decrease in ONEOK's sponsored qualified and nonqualified pension and postretirement plan obligations of approximately \$1.1 billion and a decrease in ONEOK's sponsored pension and postretirement plan assets of approximately \$1.0 billion. Additionally, as a result of the transfer of unrecognized losses to ONE Gas, ONEOK's deferred income taxes and regulatory assets decreased approximately \$86.0 million and \$331.1 million, respectively.

We estimate that in 2015, we will record net periodic benefit costs of \$21.6 million related to our defined benefit pension and postretirement benefits plans.

The following table sets forth the weighted-average assumptions used to determine our estimated 2015 net periodic benefit cost related to our defined benefit pension plans, and sensitivity to changes with respect to these assumptions.

	Rate Used	Cost Sensitivity (a)	Obligation Sensitivity (b)
<i>(Millions of dollars)</i>			
Discount rate	4.5%	\$ 1.5	\$ 13.5
Expected long-term return on plan assets	8.0%	\$ 0.6	\$ —

(a) - Approximate impact a quarter percentage point decrease in the assumed rate would have on net periodic pension costs.

(b) - Approximate impact a quarter percentage point decrease in the assumed rate would have on defined benefit pension obligation.

A quarter percentage point change in either of the assumed rates would not have a significant impact on our postretirement benefit plan costs or obligation. Assumed health care cost-trend rates have an effect on the amounts reported for our postretirement benefit plans. A one percentage point change in assumed health care cost trend rates would have the following effects:

	One Percentage Point Increase	One Percentage Point Decrease
<i>(Millions of dollars)</i>		
Effect on total of service and interest cost	\$ 0.3	\$ (0.2)
Effect on postretirement benefit obligation	\$ 1.1	\$ (1.1)

During 2014, we made no contributions to our defined benefit pension plan and \$2.0 million in contributions to our postretirement benefit plans for our continuing operations. At December 31, 2014, we expect to make \$1.5 million in contributions to our defined benefit pension and postretirement plans in 2015.

Contingencies - Our accounting for contingencies covers a variety of business activities, including contingencies for legal and environmental exposures. We accrue these contingencies when our assessments indicate that it is probable that a liability has been incurred or an asset will not be recovered and an amount can be reasonably estimated. We expense legal fees as incurred and base our legal liability estimates on currently available facts and our assessments of the ultimate outcome or resolution. Accruals for estimated losses from environmental remediation obligations generally are recognized no later than the completion of a remediation feasibility study. Recoveries of environmental remediation costs from other parties are recorded as assets when their receipt is deemed probable. Our expenditures for environmental evaluation, mitigation, remediation and compliance to date have not been significant in relation to our financial position or results of operations, and our expenditures related to environmental matters had no material effect on earnings or cash flows during 2014, 2013 and 2012. Actual results may differ from our estimates resulting in an impact, positive or negative, on earnings. See Note R of the Notes to Consolidated Financial Statements in this Annual Report for additional discussion of contingencies.

CONTRACTUAL OBLIGATIONS AND COMMERCIAL COMMITMENTS

The following table sets forth our contractual obligations related to debt, operating leases and other long-term obligations as of December 31, 2014. For additional discussion of the debt agreements, see Note I of the Notes to the Consolidated Financial Statements in this Annual Report. The table below includes the contractual obligations of our former energy services business as ONEOK remains responsible for those obligations. The table below does not include the obligations of our former natural gas distribution business as those obligations have been transferred to and are now the responsibility of ONE Gas as of the separation on January 31, 2014.

Contractual Obligations	Payments Due by Period						
	Total	2015	2016	2017	2018	2019	Thereafter
ONEOK	<i>(Millions of dollars)</i>						
Long-term debt	\$ 1,135.0	\$ 3.0	\$ 3.0	\$ 3.0	\$ 3.0	\$ 3.0	\$ 1,120.0
Interest payments on debt	807.8	59.6	59.4	59.2	59.0	58.8	511.8
Operating leases	0.9	0.3	0.3	0.2	0.1	—	—
Energy Services firm transportation and storage contracts	75.0	38.2	19.3	9.7	4.0	0.9	2.9
Employee benefit plans	33.5	1.5	1.0	9.0	10.0	12.0	—
ONEOK total	\$ 2,052.2	\$ 102.6	\$ 83.0	\$ 81.1	\$ 76.1	\$ 74.7	\$ 1,634.7
ONEOK Partners							
ONEOK Partners senior notes	\$ 6,000.0	\$ —	\$ 1,100.0	\$ 400.0	\$ 425.0	\$ 500.0	\$ 3,575.0
Guardian Pipeline senior notes	59.6	7.7	7.7	7.7	7.7	7.7	21.1
Interest payments on debt	4,306.9	315.2	278.4	263.2	252.6	206.5	2,991.0
Notes payable	1,055.3	1,055.3	—	—	—	—	—
Operating leases	2.8	0.6	0.4	0.3	0.3	0.2	1.0
Firm transportation and storage contracts	222.8	33.6	32.1	30.4	29.4	28.8	68.5
Financial and physical derivatives	23.5	23.5	—	—	—	—	—
Purchase commitments, rights of way and other	441.6	78.2	78.3	78.0	78.0	37.0	92.1
ONEOK Partners total	12,112.5	1,514.1	1,496.9	779.6	793.0	780.2	6,748.7
Total	\$ 14,164.7	\$ 1,616.7	\$ 1,579.9	\$ 860.7	\$ 869.1	\$ 854.9	\$ 8,383.4

Long-term debt - The amount of principal due in each period.

Interest payments on debt - Interest expense is calculated by multiplying long-term debt principal amount by the respective coupon rates.

Operating leases - Our operating leases include leases for office space, pipeline equipment and vehicles.

Firm transportation and storage contracts - The Natural Gas Gathering and Processing and Natural Gas Liquids segments are party to fixed-price contracts for firm transportation and storage capacity.

Energy services firm transportation and storage contracts - These obligations include future payments related to released contracts. See additional information in Note B in the Notes to the Consolidated Financial Statements.

Financial and physical derivatives - These are obligations arising from ONEOK Partners' fixed- and variable-price purchase commitments for physical and financial commodity derivatives. Estimated future variable-price purchase commitments are based on market information at December 31, 2014. Actual future variable-price purchase obligations may vary depending on market prices at the time of delivery. Sales of the related physical volumes and net positive settlements of financial derivatives are not reflected in the table above.

Employee benefit plans - Employee benefit plans include our anticipated contributions to our pension and postretirement benefit plans for 2015. See Note N of the Notes to Consolidated Financial Statements in this Annual Report for discussion of our employee benefit plans.

Purchase commitments, rights of way and other - Purchase commitments include commitments related to ONEOK Partners' growth capital expenditures and other rights-of-way and contractual commitments. Purchase commitments exclude commodity purchase contracts, which are included in the "Financial and physical derivatives" amounts.

FORWARD-LOOKING STATEMENTS

Some of the statements contained and incorporated in this Annual Report are forward-looking statements as defined under federal securities laws. The forward-looking statements relate to our anticipated financial performance (including projected operating income, net income, capital expenditures, cash flow and projected levels of dividends), liquidity, management's plans and objectives for our future growth projects and other future operations (including plans to construct additional natural gas and natural gas liquids pipelines and processing facilities and related cost estimates), our business prospects, the outcome of regulatory and legal proceedings, market conditions and other matters. We make these forward-looking statements in reliance on the safe harbor protections provided under federal securities legislation and other applicable laws. The following discussion is intended to identify important factors that could cause future outcomes to differ materially from those set forth in the forward-looking statements.

Forward-looking statements include the items identified in the preceding paragraph, the information concerning possible or assumed future results of our operations and other statements contained or incorporated in this Annual Report identified by words such as "anticipate," "estimate," "expect," "project," "intend," "plan," "believe," "should," "goal," "forecast," "guidance," "could," "may," "continue," "might," "potential," "scheduled," and other words and terms of similar meaning.

One should not place undue reliance on forward-looking statements. Known and unknown risks, uncertainties and other factors may cause our actual results, performance or achievements to be materially different from any future results, performance or achievements expressed or implied by forward-looking statements. Those factors may affect our operations, markets, products, services and prices. In addition to any assumptions and other factors referred to specifically in connection with the forward-looking statements, factors that could cause our actual results to differ materially from those contemplated in any forward-looking statement include, among others, the following:

- the effects of weather and other natural phenomena, including climate change, on our operations, demand for our services and energy prices;
- competition from other United States and foreign energy suppliers and transporters, as well as alternative forms of energy, including, but not limited to, solar power, wind power, geothermal energy and biofuels such as ethanol and biodiesel;
- the capital intensive nature of our businesses;
- the profitability of assets or businesses acquired or constructed by us;
- our ability to make cost-saving changes in operations;
- risks of marketing, trading and hedging activities, including the risks of changes in energy prices or the financial condition of our counterparties;
- the uncertainty of estimates, including accruals and costs of environmental remediation;
- the timing and extent of changes in energy commodity prices;
- the effects of changes in governmental policies and regulatory actions, including changes with respect to income and other taxes, pipeline safety, environmental compliance, climate change initiatives and authorized rates of recovery of natural gas and natural gas transportation costs;
- the impact on drilling and production by factors beyond our control, including the demand for natural gas and crude oil; producers' desire and ability to obtain necessary permits; reserve performance; and capacity constraints on the pipelines that transport crude oil, natural gas and NGLs from producing areas and our facilities;
- changes in demand for the use of natural gas, NGLs and crude oil because of market conditions caused by concerns about climate change;
- the impact of unforeseen changes in interest rates, equity markets, inflation rates, economic recession and other external factors over which we have no control, including the effect on pension and postretirement expense and funding resulting from changes in stock and bond market returns;
- our indebtedness could make us vulnerable to general adverse economic and industry conditions, limit our ability to borrow additional funds and/or place us at competitive disadvantages compared with our competitors that have less debt, or have other adverse consequences;
- actions by rating agencies concerning the credit ratings of ONEOK and ONEOK Partners;
- the results of administrative proceedings and litigation, regulatory actions, rule changes and receipt of expected clearances involving any local, state or federal regulatory body, including the FERC, the National Transportation Safety Board, the PHMSA, the EPA and CFTC;
- our ability to access capital at competitive rates or on terms acceptable to us;

- risks associated with adequate supply to our gathering, processing, fractionation and pipeline facilities, including production declines that outpace new drilling or extended periods of ethane rejection;
- the risk that material weaknesses or significant deficiencies in our internal controls over financial reporting could emerge or that minor problems could become significant;
- the impact and outcome of pending and future litigation;
- the ability to market pipeline capacity on favorable terms, including the effects of:
 - future demand for and prices of natural gas, NGLs and crude oil;
 - competitive conditions in the overall energy market;
 - availability of supplies of Canadian and United States natural gas and crude oil; and
 - availability of additional storage capacity;
- performance of contractual obligations by our customers, service providers, contractors and shippers;
- the timely receipt of approval by applicable governmental entities for construction and operation of our pipeline and other projects and required regulatory clearances;
- our ability to acquire all necessary permits, consents or other approvals in a timely manner, to promptly obtain all necessary materials and supplies required for construction, and to construct gathering, processing, storage, fractionation and transportation facilities without labor or contractor problems;
- the mechanical integrity of facilities operated;
- demand for our services in the proximity of our facilities;
- our ability to control operating costs;
- acts of nature, sabotage, terrorism or other similar acts that cause damage to our facilities or our suppliers' or shippers' facilities;
- economic climate and growth in the geographic areas in which we do business;
- the risk of a prolonged slowdown in growth or decline in the United States or international economies, including liquidity risks in United States or foreign credit markets;
- the impact of recently issued and future accounting updates and other changes in accounting policies;
- the possibility of future terrorist attacks or the possibility or occurrence of an outbreak of, or changes in, hostilities or changes in the political conditions in the Middle East and elsewhere;
- the risk of increased costs for insurance premiums, security or other items as a consequence of terrorist attacks;
- risks associated with pending or possible acquisitions and dispositions, including our ability to finance or integrate any such acquisitions and any regulatory delay or conditions imposed by regulatory bodies in connection with any such acquisitions and dispositions;
- the impact of uncontracted capacity in our assets being greater or less than expected;
- the ability to recover operating costs and amounts equivalent to income taxes, costs of property, plant and equipment and regulatory assets in our state and FERC-regulated rates;
- the composition and quality of the natural gas and NGLs we gather and process in our plants and transport on our pipelines;
- the efficiency of our plants in processing natural gas and extracting and fractionating NGLs;
- the impact of potential impairment charges;
- the risk inherent in the use of information systems in our respective businesses, implementation of new software and hardware, and the impact on the timeliness of information for financial reporting;
- our ability to control construction costs and completion schedules of our pipelines and other projects; and
- the risk factors listed in the reports we have filed and may file with the SEC, which are incorporated by reference.

These factors are not necessarily all of the important factors that could cause actual results to differ materially from those expressed in any of our forward-looking statements. Other factors could also have material adverse effects on our future results. These and other risks are described in greater detail in Part I, Item 1A, Risk Factors, in this Annual Report and in our other filings that we make with the SEC, which are available via the SEC's website at www.sec.gov and our website at www.oneok.com. All forward-looking statements attributable to us or persons acting on our behalf are expressly qualified in their entirety by these factors. Any such forward-looking statement speaks only as of the date on which such statement is made, and other than as required under securities laws, we undertake no obligation to update publicly any forward-looking statement whether as a result of new information, subsequent events or change in circumstances, expectations or otherwise.

ITEM 7A. QUANTITATIVE AND QUALITATIVE DISCLOSURES ABOUT MARKET RISK

Our exposure to market risk discussed below includes forward-looking statements and represents an estimate of possible changes in future earnings that could occur assuming hypothetical future movements in interest rates or commodity prices. Our views on market risk are not necessarily indicative of actual results that may occur and do not represent the maximum possible gains and losses that may occur since actual gains and losses will differ from those estimated based on actual fluctuations in interest rates or commodity prices and the timing of transactions.

ONEOK Partners is exposed to market risk due to commodity price and interest-rate volatility. Market risk is the risk of loss arising from adverse changes in market rates and prices. We may use financial instruments, including forward sales, swaps, options and futures, to manage the risks of certain identifiable or anticipated transactions and achieve a more predictable cash flow. Our risk-management function follows established policies and procedures to monitor our natural gas, condensate and NGL marketing activities and interest rates to ensure our hedging activities mitigate market risks. We do not use financial instruments for trading purposes.

We record derivative instruments at fair value. We estimate the fair value of derivative instruments using available market information and appropriate valuation techniques. Changes in derivative instruments' fair values are recognized in earnings unless the instrument qualifies as a hedge and meets specific hedge accounting criteria. The effective portion of qualifying derivative instruments' gains and losses may offset the hedged items' related results in earnings for a fair value hedge or be deferred in accumulated other comprehensive income (loss) for a cash flow hedge.

COMMODITY PRICE RISK

In the Natural Gas Gathering and Processing segment, ONEOK Partners is exposed to commodity price risk as a result of receiving commodities in exchange for services associated with its POP contracts. ONEOK Partners also is exposed to basis risk between the various production and market locations where it receives and sells commodities. As part of its hedging strategy, ONEOK Partners uses the previously described commodity derivative financial instruments and physical-forward contracts to minimize the impact of near-term price fluctuations related to natural gas, NGLs and condensate.

As of December 31, 2014, ONEOK Partners had \$53.2 million of commodity-related derivative assets and \$1.2 million of commodity-related derivative liabilities, excluding the impact of netting.

The following table sets forth ONEOK Partners' hedging information for the period indicated:

	Year Ending December 31, 2015		
	Volumes Hedged	Average Price	Percentage Hedged
NGLs (MBbl/d)	6.4	\$ 0.59 / gallon	33%
Condensate (MBbl/d)	1.9	\$ 1.31 / gallon	44%
Total (MBbl/d)	8.3	\$ 0.76 / gallon	35%
Natural gas (BBtu/d)	112.8	\$ 4.03 / MMBtu	80%

ONEOK Partners expects its natural gas liquids and natural gas commodity price sensitivity within this segment to increase in the future as its capital projects are completed and volumes increase under POP contracts with its customers. The Natural Gas Gathering and Processing segment's commodity price sensitivity is estimated as a hypothetical change in the price of NGLs, crude oil and natural gas at December 31, 2014, excluding the effects of hedging and assuming normal operating conditions. ONEOK Partners' condensate sales are based on the price of crude oil. ONEOK Partners estimates the following:

- a \$0.01 per-gallon change in the composite price of NGLs would change 12-month forward net margin by approximately \$3.0 million;
- a \$1.00 per-barrel change in the price of crude oil would change 12-month forward net margin by approximately \$1.6 million; and
- a \$0.10 per-MMBtu change in the price of natural gas would change 12-month forward net margin by approximately \$5.2 million.

These estimates do not include any effects on demand for ONEOK Partners' services or natural gas processing plant operations that might be caused by, or arise in conjunction with, commodity price fluctuations. For example, a change in the gross processing spread may cause a change in the amount of ethane extracted from the natural gas stream, impacting gathering and processing margins for certain contracts.

In the Natural Gas Liquids segment, ONEOK Partners is exposed to basis risk primarily as a result of the relative value of NGL purchases at one location and sales at another location. To a lesser extent, ONEOK Partners is exposed to commodity price risk resulting from the relative values of the various NGL products to each other, NGLs in storage and the relative value of NGLs to natural gas. ONEOK Partners utilizes physical-forward contracts to reduce the impact of price fluctuations related to NGLs. At December 31, 2014 and 2013, there were no financial derivative instruments with respect to its natural gas liquids operations.

In the Natural Gas Pipelines segment, ONEOK Partners is exposed to commodity price risk because its intrastate and interstate natural gas pipelines retain natural gas from its customers for operations or as part of its fee for services provided. When the amount of natural gas consumed in operations by these pipelines differs from the amount provided by ONEOK Partners' customers, its pipelines must buy or sell natural gas, or store or use natural gas from inventory, which can expose it to commodity price risk depending on the regulatory treatment for this activity. To the extent that commodity price risk in the Natural Gas Pipelines segment is not mitigated by fuel cost-recovery mechanisms, ONEOK Partners uses physical-forward sales or purchases to reduce the impact of price fluctuations related to natural gas. At December 31, 2014 and 2013, there were no financial derivative instruments with respect to its natural gas pipeline operations.

See Note E of the Notes to Consolidated Financial Statements in this Annual Report for more information on ONEOK Partners' hedging activities.

INTEREST-RATE RISK

ONEOK Partners manages interest-rate risk through the use of fixed-rate debt, floating-rate debt and interest-rate swaps. Interest-rate swaps are agreements to exchange interest payments at some future point based on specified notional amounts. At December 31, 2014 and 2013, ONEOK Partners had forward-starting interest-rate swaps with notional amounts totaling \$900 million and \$400 million, respectively, that have been designated as cash flow hedges of the variability of interest payments on a portion of forecasted debt issuances that may result from changes in the benchmark interest rate before the debt is issued. Future issuances of long-term debt could be impacted by increases in interest rates, which could result in higher interest costs. At December 31, 2014, ONEOK Partners had derivative assets of \$2.3 million and derivative liabilities of \$44.8 million related to these interest-rate swaps. At December 31, 2013, ONEOK Partners had derivative assets of \$54.5 million related to these interest-rate swaps.

COUNTERPARTY CREDIT RISK

ONEOK and ONEOK Partners assess the creditworthiness of their counterparties on an ongoing basis and require security, including prepayments and other forms of collateral, when appropriate. ONEOK Partners is not exposed to material credit risk with exploration and production customers under POP contracts in the Natural Gas Gathering and Processing segment due to the nature of the POP contracts whereby it receives proceeds from the sale of commodities and remits a portion of those proceeds back to the producer. Certain of ONEOK Partners' counterparties to the Natural Gas Gathering and Processing segment's natural gas sales, the Natural Gas Liquids segment's marketing activities and the Natural Gas Pipelines storage activities may be impacted by the depressed commodity price environment and could experience financial problems. The majority of the Natural Gas Liquids segment's and Natural Gas Pipeline segment's pipeline tariffs provide ONEOK Partners the ability to require security from shippers. ONEOK Partners' remaining customers are primarily large local distribution, power generation and petrochemical companies.

ITEM 8. FINANCIAL STATEMENTS AND SUPPLEMENTARY DATA

REPORT OF INDEPENDENT REGISTERED PUBLIC ACCOUNTING FIRM

To the Board of Directors and Shareholders of
ONEOK, Inc.:

In our opinion, the accompanying consolidated balance sheets and the related consolidated statements of income, comprehensive income, shareholders' equity and cash flows present fairly, in all material respects, the financial position of ONEOK, Inc. and its subsidiaries (the Company) at December 31, 2014 and 2013, and the results of their operations and their cash flows for each of the three years in the period ended December 31, 2014, in conformity with accounting principles generally accepted in the United States of America. Also in our opinion, the Company maintained, in all material respects, effective internal control over financial reporting as of December 31, 2014, based on criteria established in *Internal Control - Integrated Framework (2013)* issued by the Committee of Sponsoring Organizations of the Treadway Commission. The Company's management is responsible for these financial statements, for maintaining effective internal control over financial reporting and for its assessment of the effectiveness of internal control over financial reporting, included in Management's Report on Internal Control Over Financial Reporting appearing under Item 9A. Our responsibility is to express opinions on these financial statements and on the Company's internal control over financial reporting based on our integrated audits. We conducted our audits in accordance with the standards of the Public Company Accounting Oversight Board (United States). Those standards require that we plan and perform the audits to obtain reasonable assurance about whether the financial statements are free of material misstatement and whether effective internal control over financial reporting was maintained in all material respects. Our audits of the financial statements included examining, on a test basis, evidence supporting the amounts and disclosures in the financial statements, assessing the accounting principles used and significant estimates made by management, and evaluating the overall financial statement presentation. Our audit of internal control over financial reporting included obtaining an understanding of internal control over financial reporting, assessing the risk that a material weakness exists, and testing and evaluating the design and operating effectiveness of internal control based on the assessed risk. Our audits also included performing such other procedures as we considered necessary in the circumstances. We believe that our audits provide a reasonable basis for our opinions.

A company's internal control over financial reporting is a process designed to provide reasonable assurance regarding the reliability of financial reporting and the preparation of financial statements for external purposes in accordance with generally accepted accounting principles. A company's internal control over financial reporting includes those policies and procedures that (i) pertain to the maintenance of records that, in reasonable detail, accurately and fairly reflect the transactions and dispositions of the assets of the company; (ii) provide reasonable assurance that transactions are recorded as necessary to permit preparation of financial statements in accordance with generally accepted accounting principles, and that receipts and expenditures of the company are being made only in accordance with authorizations of management and directors of the company; and (iii) provide reasonable assurance regarding prevention or timely detection of unauthorized acquisition, use, or disposition of the company's assets that could have a material effect on the financial statements.

Because of its inherent limitations, internal control over financial reporting may not prevent or detect misstatements. Also, projections of any evaluation of effectiveness to future periods are subject to the risk that controls may become inadequate because of changes in conditions, or that the degree of compliance with the policies or procedures may deteriorate.

/s/ PricewaterhouseCoopers LLP

Tulsa, Oklahoma
February 24, 2015

ONEOK, Inc. and Subsidiaries
CONSOLIDATED STATEMENTS OF INCOME

	Years Ended December 31,		
	2014	2013	2012
<i>(Thousands of dollars, except per share amounts)</i>			
Revenues			
Commodity sales	\$ 10,724,981	\$ 10,549,157	\$ 9,010,151
Services	1,470,110	1,322,722	1,173,970
Total revenues	12,195,091	11,871,879	10,184,121
Cost of sales and fuel	10,088,548	10,222,213	8,540,319
Net margin	2,106,543	1,649,666	1,643,802
Operating expenses			
Operations and maintenance	599,143	479,165	437,650
Depreciation and amortization	294,684	239,343	205,334
General taxes	75,744	62,421	54,075
Total operating expenses	969,571	780,929	697,059
Gain (loss) on sale of assets	6,599	11,881	6,736
Operating income	1,143,571	880,618	953,479
Equity earnings from investments (Note P)	41,003	110,517	123,024
Allowance for equity funds used during construction	14,937	30,522	13,648
Other income	5,598	18,158	8,639
Other expense	(29,073)	(13,999)	(2,646)
Interest expense (net of capitalized interest of \$54,813, \$56,506 and \$40,482, respectively)	(356,163)	(270,646)	(237,638)
Income before income taxes	819,873	755,170	858,506
Income taxes (Note O)	(151,158)	(166,080)	(180,758)
Income from continuing operations	668,715	589,090	677,748
Income (loss) from discontinued operations, net of tax (Note B)	(5,607)	(12,129)	52,265
Gain on sale of discontinued operations, net of tax (Note B)	—	—	13,517
Net income	663,108	576,961	743,530
Less: Net income attributable to noncontrolling interests	349,001	310,428	382,911
Net income attributable to ONEOK	\$ 314,107	\$ 266,533	\$ 360,619
Amounts attributable to ONEOK:			
Income from continuing operations	\$ 319,714	\$ 278,662	\$ 294,837
Income (loss) from discontinued operations	(5,607)	(12,129)	65,782
Net income	\$ 314,107	\$ 266,533	\$ 360,619
Basic earnings per share:			
Income from continuing operations (Note L)	\$ 1.53	\$ 1.35	\$ 1.43
Income (loss) from discontinued operations	(0.03)	(0.06)	0.32
Net income	\$ 1.50	\$ 1.29	\$ 1.75
Diluted earnings per share:			
Income from continuing operations (Note L)	\$ 1.52	\$ 1.33	\$ 1.40
Income (loss) from discontinued operations	(0.03)	(0.06)	0.31
Net income	\$ 1.49	\$ 1.27	\$ 1.71
Average shares (thousands)			
Basic	209,391	206,044	206,140
Diluted	210,427	209,695	210,710
Dividends declared per share of common stock	\$ 2.125	\$ 1.48	\$ 1.27

See accompanying Notes to Consolidated Financial Statements.

ONEOK, Inc. and Subsidiaries

CONSOLIDATED STATEMENTS OF COMPREHENSIVE INCOME

	Years Ended December 31,		
	2014	2013	2012
	<i>(Thousands of dollars)</i>		
Net income	\$ 663,108	\$ 576,961	\$ 743,530
Other comprehensive income (loss), net of tax			
Unrealized gains (losses) on energy marketing and risk management assets/liabilities, net of tax of \$10,029, \$(5,574) and \$(10,061), respectively	(58,307)	25,609	22,826
Realized (gains) losses in net income, net of tax of \$(14,098), \$(1,905) and \$10,327 respectively	41,723	7,926	(49,499)
Unrealized holding gains (losses) on available-for-sale securities, net of tax of \$(106) \$112 and \$(30), respectively	98	(177)	47
Change in pension and postretirement benefit plan liability, net of tax of \$15,781, \$(52,436) and \$6,977, respectively	(23,672)	83,126	(11,061)
Total other comprehensive income (loss), net of tax	(40,158)	116,484	(37,687)
Comprehensive income	622,950	693,445	705,843
Less: Comprehensive income attributable to noncontrolling interests	326,598	332,101	355,901
Comprehensive income attributable to ONEOK	\$ 296,352	\$ 361,344	\$ 349,942

See accompanying Notes to Consolidated Financial Statements.

ONEOK, Inc. and Subsidiaries
CONSOLIDATED BALANCE SHEETS

	December 31, 2014	December 31, 2013
Assets	<i>(Thousands of dollars)</i>	
Current assets		
Cash and cash equivalents	\$ 172,812	\$ 145,565
Accounts receivable, net	745,494	1,109,510
Natural gas and natural gas liquids in storage	134,134	188,286
Commodity imbalances	64,788	80,481
Other current assets	173,299	133,010
Assets of discontinued operations (Note B)	16,717	747,872
Total current assets	1,307,244	2,404,724
Property, plant and equipment		
Property, plant and equipment	13,602,647	10,970,256
Accumulated depreciation and amortization	1,940,210	1,738,302
Net property, plant and equipment (Note F)	11,662,437	9,231,954
Investments and other assets		
Investments in unconsolidated affiliates (Note P)	1,132,653	1,229,838
Goodwill and intangible assets (Note G)	1,014,740	1,024,562
Other assets	167,466	224,353
Assets of discontinued operations (Note B)	20,020	3,626,050
Total investments and other assets	2,334,879	6,104,803
Total assets	\$ 15,304,560	\$ 17,741,481

See accompanying Notes to Consolidated Financial Statements.

ONEOK, Inc. and Subsidiaries
CONSOLIDATED BALANCE SHEETS

	December 31, 2014	December 31, 2013
<i>(Thousands of dollars)</i>		
Liabilities and equity		
Current liabilities		
Current maturities of long-term debt (Note I)	\$ 10,650	\$ 10,650
Notes payable (Note H)	1,055,296	564,462
Accounts payable	891,413	1,273,102
Commodity imbalances	104,650	213,577
Other current liabilities	285,435	212,851
Liabilities of discontinued operations (Note B)	44,901	455,688
Total current liabilities	2,392,345	2,730,330
Long-term debt, excluding current maturities (Note I)	7,192,929	7,753,657
Deferred credits and other liabilities		
Deferred income taxes (Note O)	1,395,222	1,146,562
Other deferred credits	281,757	217,522
Liabilities of discontinued operations (Note B)	36,424	1,048,230
Total deferred credits and other liabilities	1,713,403	2,412,314
Commitments and contingencies (Note R)		
Equity (Note J)		
ONEOK shareholders' equity:		
Common stock, \$0.01 par value: authorized 600,000,000 shares; issued 245,811,180 shares and outstanding 208,322,247 shares at December 31, 2014; issued 245,811,180 shares and outstanding 206,618,877 shares at December 31, 2013	2,458	2,458
Paid-in capital	1,541,583	1,433,600
Accumulated other comprehensive loss (Note K)	(136,353)	(121,987)
Retained earnings	138,128	2,020,815
Treasury stock, at cost: 37,488,933 shares at December 31, 2014 and 39,192,303 shares at December 31, 2013	(953,701)	(997,035)
Total ONEOK shareholders' equity	592,115	2,337,851
Noncontrolling interests in consolidated subsidiaries	3,413,768	2,507,329
Total equity	4,005,883	4,845,180
Total liabilities and equity	\$ 15,304,560	\$ 17,741,481

See accompanying Notes to Consolidated Financial Statements.

This page intentionally left blank.

ONEOK, Inc. and Subsidiaries
CONSOLIDATED STATEMENTS OF CASH FLOWS

	Years Ended December 31,		
	2014	2013	2012
	(Thousands of dollars)		
Operating activities			
Net income	\$ 663,108	\$ 576,961	\$ 743,530
Adjustments to reconcile net income to net cash provided by operating activities:			
Depreciation and amortization	306,038	384,377	335,852
Charges attributable to exit activities	1,739	138,559	—
Impairment of goodwill	—	—	10,255
Gain on sale of discontinued operations	—	—	(13,517)
Equity earnings from investments	(41,003)	(110,517)	(123,024)
Distributions received from unconsolidated affiliates	117,912	106,364	120,442
Deferred income taxes	156,728	151,515	229,398
Share-based compensation expense	26,226	46,194	36,692
Pension and postretirement benefit expense, net of contributions	18,093	56,600	(57,073)
Allowance for equity funds used during construction	(14,937)	(30,522)	(13,648)
Loss (gain) on sale of assets	(6,599)	(11,881)	(6,736)
Other	—	(5,656)	27,982
Changes in assets and liabilities, net of acquisitions:			
Accounts receivable	381,513	(189,809)	(14,774)
Natural gas and natural gas liquids in storage	160,860	99,937	33,343
Accounts payable	(417,993)	165,076	(30,981)
Commodity imbalances, net	(90,354)	(52,233)	43,471
Settlement of exit activities liabilities	(51,757)	(17,756)	—
Energy marketing and risk management assets and liabilities	59,539	25,072	(174,953)
Other assets and liabilities, net	16,497	(37,514)	(162,264)
Cash provided by operating activities	1,285,610	1,294,767	983,995
Investing activities			
Capital expenditures (less allowance for equity funds used during construction)	(1,779,150)	(2,256,585)	(1,866,153)
Cash paid for acquisitions, net of cash received	(814,934)	(394,889)	—
Proceeds from sale of discontinued operations, net of cash sold	—	—	32,946
Contributions to unconsolidated affiliates	(1,063)	(35,308)	(30,768)
Distributions received from unconsolidated affiliates	21,107	31,134	35,299
Proceeds from sale of assets	7,817	13,617	12,240
Other	—	—	2,237
Cash used in investing activities	(2,566,223)	(2,642,031)	(1,814,199)
Financing activities			
Borrowing (repayment) of notes payable, net	490,834	(252,708)	(24,812)
Issuance of ONE Gas debt, net of discounts	1,199,994	—	—
Issuance of long-term debt, net of discounts	—	1,247,822	1,994,693
ONE Gas long-term debt financing costs	(9,663)	—	—
Long-term debt financing costs	—	(10,246)	(15,036)
Repayment of long-term debt	(557,679)	(7,868)	(361,464)
Repurchase of common stock	—	—	(150,000)
Issuance of common stock	19,150	20,602	15,969
Issuance of common units, net of issuance costs	1,113,139	583,929	459,587
Dividends paid	(443,817)	(304,742)	(261,969)
Cash of ONE Gas at separation	(60,000)	—	—
Distributions to noncontrolling interests	(447,459)	(374,142)	(324,906)
Excess tax benefit from share-based awards	—	10,312	6,948
Cash provided by financing activities	1,304,499	912,959	1,339,010
Change in cash and cash equivalents	23,886	(434,305)	508,806
Change in cash and cash equivalents included in discontinued operations	3,361	2,848	11,532
Change in cash and cash equivalents from continuing operations	27,247	(431,457)	520,338
Cash and cash equivalents at beginning of period	145,565	577,022	56,684
Cash and cash equivalents at end of period	\$ 172,812	\$ 145,565	\$ 577,022
Supplemental cash flow information:			
Cash paid for interest, net of amounts capitalized	\$ 340,144	\$ 294,240	\$ 439,398
Cash paid (refunds received) for income taxes	\$ (11,881)	\$ (16,640)	\$ 872

See accompanying Notes to Consolidated Financial Statements.

ONEOK, Inc. and Subsidiaries

CONSOLIDATED STATEMENTS OF SHAREHOLDERS' EQUITY

	ONEOK Shareholders' Equity			
	Common Stock Issued	Common Stock	Paid-in Capital	Accumulated Other Comprehensive Income (Loss)
	(Shares)		(Thousands of dollars)	
January 1, 2012	245,809,848	\$ 2,458	\$ 1,417,185	\$ (206,121)
Net income	—	—	—	—
Other comprehensive income (loss)	—	—	—	(10,677)
Repurchase of common stock	—	—	—	—
Common stock issued	1,332	—	(23,404)	—
Common stock dividends - \$1.27 per share (Note J)	—	—	—	—
Issuance of common units of ONEOK Partners (Note Q)	—	—	(51,100)	—
Distributions to noncontrolling interests	—	—	—	—
Other	—	—	(17,983)	—
December 31, 2012	245,811,180	2,458	1,324,698	(216,798)
Net income	—	—	—	—
Other comprehensive income (loss) (Note K)	—	—	—	94,811
Common stock issued	—	—	(16,549)	—
Common stock dividends - \$1.48 per share (Note J)	—	—	—	—
Issuance of common units of ONEOK Partners (Note Q)	—	—	87,295	—
Distributions to noncontrolling interests	—	—	—	—
Other	—	—	38,156	—
December 31, 2013	245,811,180	2,458	1,433,600	(121,987)
Net income	—	—	—	—
Other comprehensive income (loss) (Note K)	—	—	—	(17,755)
Common stock issued	—	—	(18,307)	—
Common stock dividends - \$2.125 per share (Note J)	—	—	—	—
Issuance of common units of ONEOK Partners (Note Q)	—	—	156,143	—
Distribution of ONE Gas to shareholders (Note B)	—	—	—	3,389
Distributions to noncontrolling interests	—	—	—	—
West Texas LPG noncontrolling interest (Note C)	—	—	—	—
Other	—	—	(29,853)	—
December 31, 2014	245,811,180	\$ 2,458	\$ 1,541,583	\$ (136,353)

See accompanying Notes to Consolidated Financial Statements.

ONEOK, Inc. and Subsidiaries
CONSOLIDATED STATEMENTS OF SHAREHOLDERS' EQUITY
(Continued)

	ONEOK Shareholders' Equity		Noncontrolling	
	Retained	Treasury	Interest in	Total
	Earnings	Stock	Consolidated	Equity
			Subsidiaries	
	<i>(Thousands of dollars)</i>			
January 1, 2012	\$ 1,960,374	\$ (935,323)	\$ 1,561,159	\$ 3,799,732
Net income	360,619	—	382,911	743,530
Other comprehensive income (loss)	—	—	(27,010)	(37,687)
Repurchase of common stock	—	(150,000)	—	(150,000)
Common stock issued	—	45,550	—	22,146
Common stock dividends - \$1.27 per share (Note J)	(261,969)	—	—	(261,969)
Issuance of common units of ONEOK Partners (Note Q)	—	—	510,687	459,587
Distributions to noncontrolling interests	—	—	(324,906)	(324,906)
Other	—	—	—	(17,983)
December 31, 2012	2,059,024	(1,039,773)	2,102,841	4,232,450
Net income	266,533	—	310,428	576,961
Other comprehensive income (loss) (Note K)	—	—	21,673	116,484
Common stock issued	—	42,738	—	26,189
Common stock dividends - \$1.48 per share (Note J)	(304,742)	—	—	(304,742)
Issuance of common units of ONEOK Partners (Note Q)	—	—	446,529	533,824
Distributions to noncontrolling interests	—	—	(374,142)	(374,142)
Other	—	—	—	38,156
December 31, 2013	2,020,815	(997,035)	2,507,329	4,845,180
Net income	314,107	—	349,001	663,108
Other comprehensive income (loss) (Note K)	—	—	(22,403)	(40,158)
Common stock issued (Note J)	—	43,334	—	25,027
Common stock dividends - \$2.125 per share (Note J)	(443,817)	—	—	(443,817)
Issuance of common units of ONEOK Partners (Note Q)	—	—	864,387	1,020,530
Distribution of ONE Gas to shareholders (Note B)	(1,752,977)	—	—	(1,749,588)
Distributions to noncontrolling interests	—	—	(447,459)	(447,459)
West Texas LPG noncontrolling interest (Note C)	—	—	162,913	162,913
Other	—	—	—	(29,853)
December 31, 2014	\$ 138,128	\$ (953,701)	\$ 3,413,768	\$ 4,005,883

ONEOK, INC. AND SUBSIDIARIES
NOTES TO CONSOLIDATED FINANCIAL STATEMENTS

A. SUMMARY OF SIGNIFICANT ACCOUNTING POLICIES

Organization and Nature of Operations - We are the sole general partner and owned 37.8 percent of ONEOK Partners, L.P. (NYSE: OKS), one of the largest publicly traded master limited partnerships, at December 31, 2014. We are a corporation incorporated under the laws of the state of Oklahoma, and our common stock is listed on the NYSE under the trading symbol “OKE.”

On January 31, 2014, we completed the separation of our former natural gas distribution business into a stand-alone publicly traded company, ONE Gas. In addition, we completed the wind down of our former energy services business on March 31, 2014. Following the separation of the natural gas distribution business and the wind down of our energy services business, our primary source of income and cash flows is generated from our investment in ONEOK Partners. See Note B for additional discussion of the separation of the natural gas distribution business and the wind down of the energy services business.

For all periods presented, the accompanying consolidated financial statements and notes reflect the results of operations and financial position of our former natural gas distribution and energy services businesses as discontinued operations. Unless indicated otherwise, the information in the Notes to the Consolidated Financial Statements relates to our continuing operations.

Following the separation of our natural gas distribution business into ONE Gas and wind down of our energy services business, our chief operating decision maker reviews the financial performance of each of the three businesses of ONEOK Partners on a regular basis to assess the performance of, and allocate resources to, ONEOK Partners. As a result, our reportable segments have changed to reflect the three business segments of ONEOK Partners. We have reflected the change in reporting segments for all periods presented. See Note S for additional information.

ONEOK Partners is a publicly traded master limited partnership involved in the gathering, processing, storage and transportation of natural gas in the United States. In addition, ONEOK Partners owns one of the nation’s premier natural gas liquids systems, connecting NGL supply in the Mid-Continent and Rocky Mountain regions with key market centers.

The Natural Gas Gathering and Processing segment gathers and/or processes natural gas in two producing basins in the Rocky Mountain region: the Williston Basin, which spans portions of Montana and North Dakota and includes the oil-producing, NGL-rich Bakken Shale and Three Forks formations; and the Powder River Basin of Wyoming, which includes the NGL-rich Frontier, Turner, Sussex and Niobrara Shale formations. The natural gas ONEOK Partners gathers from wells that supply its Sage Creek plant contains NGL-rich natural gas from the Niobrara Shale area of the Powder River Basin. Some of the natural gas it gathers from the Powder River Basin of Wyoming is coal-bed methane, or dry natural gas, that does not require processing or NGL extraction in order to be marketable; dry natural gas is gathered, compressed and delivered into a downstream pipeline or marketed for a fee. ONEOK Partners also gathers and processes natural gas in the Mid-Continent region, which includes the NGL-rich Cana-Woodford Shale, Woodford Shale, Stack, SCOOP, Springer Shale and the Mississippian Lime formation of Oklahoma and Kansas, and the Hugoton and Central Kansas Uplift Basins of Kansas.

The Natural Gas Liquids segment consists of facilities that gather, fractionate and treat NGLs and store NGL products primarily in Oklahoma, Kansas, Texas, New Mexico and the Rocky Mountain region where it provides nondiscretionary services to producers for NGLs. The natural gas liquids business owns or has an ownership interest in FERC-regulated natural gas liquids gathering and distribution pipelines in Oklahoma, Kansas, Texas, New Mexico, Montana, North Dakota, Wyoming and Colorado, and terminal and storage facilities in Missouri, Nebraska, Iowa and Illinois. It also owns FERC-regulated natural gas liquids distribution and refined petroleum products pipelines in Kansas, Missouri, Nebraska, Iowa, Illinois and Indiana that connect its Mid-Continent assets with Midwest markets, including Chicago, Illinois. ONEOK Partners’ natural gas liquids business also owns and operates truck- and rail-loading and -unloading facilities that interconnect with its NGL fractionation and pipeline assets.

The Natural Gas Pipeline segment operates interstate and intrastate natural gas transmission pipelines and natural gas storage facilities. ONEOK Partners’ FERC-regulated interstate assets transport natural gas through pipelines in North Dakota, Minnesota, Wisconsin, Illinois, Indiana, Kentucky, Tennessee, Oklahoma, Texas and New Mexico. ONEOK Partners’ intrastate natural gas pipeline assets are located in Oklahoma, Texas and Kansas, and have access to major natural gas producing areas in those states, including the Cana-Woodford Shale, Woodford Shale, Springer Shale, Granite Wash, Stack, SCOOP and Mississippian Lime areas. ONEOK Partners owns underground natural gas storage facilities in Oklahoma and Texas, which are connected to its intrastate natural gas pipeline assets, as well as underground natural gas storage facilities in Kansas.

Our former natural gas distribution business provides natural gas distribution services to more than 2 million customers in Oklahoma, Kansas and Texas through Oklahoma Natural Gas, Kansas Gas Service and Texas Gas Service. The natural gas utilities serve residential, commercial, industrial and transportation customers in all three states. In addition, the natural gas distribution companies serve wholesale and public authority customers.

Our former energy services business was a provider of natural gas supply and risk-management services. We used a network of leased storage and transportation capacity to supply natural gas to our customers. Our customers were primarily local distribution companies, electric utilities and industrial end users. Our customers' natural gas needs varied with seasonal changes in weather and were therefore somewhat unpredictable.

Consolidation - Our consolidated financial statements include the accounts of ONEOK and our subsidiaries over which we have control or are the primary beneficiary. We have recorded noncontrolling interests in consolidated subsidiaries on our Consolidated Balance Sheets to recognize the portion of ONEOK Partners that we do not own. We reflected our ownership interest in ONEOK Partners' accumulated other comprehensive income (loss) in our consolidated accumulated other comprehensive income (loss). The remaining portion is reflected as an adjustment to noncontrolling interests in consolidated subsidiaries.

ONEOK Partners provides natural gas sales and transportation and storage services to our former natural gas distribution business. Prior to the completion of the energy services wind down, ONEOK Partners provided natural gas sales and transportation and storage services to our former energy services business. While these transactions were eliminated in consolidation in previous periods, they are reflected now as affiliate transactions and not eliminated in consolidation for all periods presented as these transactions have continued with third parties. See Note B for additional information.

All other significant intercompany balances and transactions have been eliminated in consolidation.

Investments in unconsolidated affiliates are accounted for using the equity method if we have the ability to exercise significant influence over operating and financial policies of our investee. Under this method, an investment is carried at its acquisition cost and adjusted each period for contributions made, distributions received and our share of the investee's comprehensive income. For the investments we account for under the equity method, the premium or excess cost over underlying fair value of net assets is referred to as equity method goodwill. Impairment of equity investments is recorded when the impairments are other than temporary. These amounts are recorded as investments in unconsolidated affiliates on our accompanying Consolidated Balance Sheets. See Note P for disclosures of our unconsolidated affiliates.

Distributions paid to us from our unconsolidated affiliates are classified as operating activities on our Consolidated Statements of Cash Flows until the cumulative distributions exceed our proportionate share of income from the unconsolidated affiliate since the date of our initial investment. The amount of cumulative distributions paid to us that exceeds our cumulative proportionate share of income in each period represents a return of investment and is classified as an investing activity on our Consolidated Statements of Cash Flows.

Use of Estimates - The preparation of our consolidated financial statements and related disclosures in accordance with GAAP requires us to make estimates and assumptions with respect to values or conditions that cannot be known with certainty that affect the reported amount of assets and liabilities, and the disclosure of contingent assets and liabilities at the date of the consolidated financial statements. These estimates and assumptions also affect the reported amounts of revenue and expenses during the reporting period. Items that may be estimated include, but are not limited to, the economic useful life of assets, fair value of assets, liabilities and equity method investments, obligations under employee benefit plans, provisions for uncollectible accounts receivable, unbilled revenues and cost of goods sold, expenses for services received but which no invoice has been received, provision for income taxes, including any deferred tax valuation allowances, the results of litigation and various other recorded or disclosed amounts.

We evaluate these estimates on an ongoing basis using historical experience, consultation with experts and other methods we consider reasonable based on the particular circumstances. Nevertheless, actual results may differ significantly from the estimates. Any effects on our financial position or results of operations from revisions to these estimates are recorded in the period when the facts that give rise to the revision become known.

Fair Value Measurements - We define fair value as the price that would be received from the sale of an asset or the transfer of a liability in an orderly transaction between market participants at the measurement date. We use market and income approaches to determine the fair value of our assets and liabilities and consider the markets in which the transactions are executed. We measure the fair value of a group of financial assets and liabilities consistent with how a market participant would price the net risk exposure at the measurement date.

While many of the contracts in ONEOK Partners' portfolio are executed in liquid markets where price transparency exists, some contracts are executed in markets for which market prices may exist, but the market may be relatively inactive. This results in limited price transparency that requires management's judgment and assumptions to estimate fair values. For certain transactions, we utilize modeling techniques using NYMEX-settled pricing data and implied forward LIBOR curves. Inputs into our fair value estimates include commodity-exchange prices, over-the-counter quotes, historical correlations of pricing data and LIBOR and other liquid money-market instrument rates. We also utilize internally developed basis curves that incorporate observable and unobservable market data. We validate our valuation inputs with third-party information and settlement prices from other sources, where available.

In addition, as prescribed by the income approach, we compute the fair value of our derivative portfolio by discounting the projected future cash flows from our derivative assets and liabilities to present value using interest-rate yields to calculate present-value discount factors derived from LIBOR, Eurodollar futures and interest-rate swaps. We also take into consideration the potential impact on market prices of liquidating positions in an orderly manner over a reasonable period of time under current market conditions. We consider current market data in evaluating counterparties', as well as our own, nonperformance risk, net of collateral, by using specific and sector bond yields and monitoring the credit default swap markets. Although we use our best estimates to determine the fair value of the derivative contracts we have executed, the ultimate market prices realized could differ from our estimates, and the differences could be material.

The fair value of our forward-starting interest-rate swaps are determined using financial models that incorporate the implied forward LIBOR yield curve for the same period as the future interest swap settlements.

Fair Value Hierarchy - At each balance sheet date, we utilize a fair value hierarchy to classify fair value amounts recognized or disclosed in our financial statements based on the observability of inputs used to estimate such fair value. The levels of the hierarchy are described below:

- Level 1 - fair value measurements are based on unadjusted quoted prices for identical securities in active markets including NYMEX-settled prices. These balances are comprised predominantly of exchange-traded derivative contracts for natural gas and crude oil.
- Level 2 - fair value measurements are based on significant observable pricing inputs, such as NYMEX-settled prices for natural gas and crude oil and financial models that utilize implied forward LIBOR yield curves for interest-rate swaps.
- Level 3 - fair value measurements are based on inputs that may include one or more unobservable inputs, including internally developed basis curves that incorporate observable and unobservable market data, NGL price curves from broker quotes, market volatilities derived from the most recent NYMEX close spot prices and forward LIBOR curves, and adjustments for the credit risk of our counterparties. We corroborate the data on which our fair value estimates are based using our market knowledge of recent transactions, analysis of historical correlations and validation with independent broker quotes. These balances categorized as Level 3 are comprised of derivatives for natural gas and NGLs. We do not believe that our Level 3 fair value estimates have a material impact on our results of operations, as the majority of our derivatives are accounted for as hedges for which ineffectiveness is not material.

Determining the appropriate classification of our fair value measurements within the fair value hierarchy requires management's judgment regarding the degree to which market data is observable or corroborated by observable market data. We categorize derivatives for which fair value is determined using multiple inputs within a single level, based on the lowest level input that is significant to the fair value measurement in its entirety.

See Note D for discussion of our fair value measurements.

Cash and Cash Equivalents - Cash equivalents consist of highly liquid investments, which are readily convertible into cash and have original maturities of three months or less.

Revenue Recognition - Our reportable segments recognize revenue when services are rendered or product is delivered. The Natural Gas Gathering and Processing segment records revenues when gas is processed in or transported through its facilities. The Natural Gas Liquids segment records revenues based upon contracted services and actual volumes exchanged or stored under service agreements in the period services are provided. Revenues for the Natural Gas Pipelines segment and a portion of the Natural Gas Liquids segment is recognized based upon contracted capacity and contracted volumes transported and stored under service agreements in the period services are provided.

Our former natural gas distribution business's major industrial and commercial natural gas distribution customers were invoiced at the end of each month. All natural gas distribution residential customers and some commercial customers were invoiced on a cyclical basis throughout the month, and the utilities accrued unbilled revenues at the end of each month. Revenues from our former natural gas distribution business are included in discontinued operations.

Our revenues from sales to our former energy services business's wholesale customers were accrued in the month of physical delivery based on contracted sales price and estimated volumes. Demand payments received for requirements contracts were recognized in the period in which the service was provided. Our fixed-price physical sales were accounted for as derivatives and were recorded at fair value. Revenues from our former energy services business are included in discontinued operations.

Accounts Receivable - Accounts receivable represent valid claims against nonaffiliated customers for products sold or services rendered, net of allowances for doubtful accounts. We assess the creditworthiness of our counterparties on an ongoing basis and require security, including prepayments and other forms of collateral, when appropriate. Outstanding customer receivables are reviewed regularly for possible nonpayment indicators and allowances for doubtful accounts are recorded based upon management's estimate of collectability at each balance sheet date. At December 31, 2014 and 2013, the allowance for doubtful accounts was not material.

Inventory - The values of current natural gas and NGLs in storage are determined using the lower of weighted-average cost or market method. Noncurrent natural gas and NGLs are classified as property and valued at cost. Materials and supplies are valued at average cost.

Commodity Imbalances - Commodity imbalances represent amounts payable or receivable for NGL exchange contracts and natural gas pipeline imbalances and are valued at market prices. Under the majority of our NGL exchange agreements, we physically receive volumes of unfractionated NGLs, including the risk of loss and legal title to such volumes, from the exchange counterparty. In turn, we deliver NGL products back to the customer and charge them gathering and fractionation fees. To the extent that the volumes we receive under such agreements differ from those we deliver, we record a net exchange receivable or payable position with the counterparties. These net exchange receivables and payables are settled with movements of NGL products rather than with cash. Natural gas pipeline imbalances are settled in cash or in-kind, subject to the terms of the pipelines' tariffs or by agreement.

Derivatives and Risk Management - We and ONEOK Partners utilize derivatives to reduce our market risk exposure to commodity price and interest-rate fluctuations and to achieve more predictable cash flows. We and ONEOK Partners record all derivative instruments at fair value, with the exception of normal purchases and normal sales transactions that are expected to result in physical delivery. Commodity price and interest-rate volatility may have a significant impact on the fair value of derivative instruments as of a given date.

The accounting for changes in the fair value of a derivative instrument depends on whether it has been designated and qualifies as part of a hedging relationship and, if so, the reason for holding it. The table below summarizes the various ways in which we account for our derivative instruments and the impact on our consolidated financial statements:

Accounting Treatment	Recognition and Measurement	
	Balance Sheet	Income Statement
Normal purchases and normal sales	- Fair value not recorded	- Change in fair value not recognized in earnings
Mark-to-market	- Recorded at fair value	- Change in fair value recognized in earnings
Cash flow hedge	- Recorded at fair value	- Ineffective portion of the gain or loss on the derivative instrument is recognized in earnings
	- Effective portion of the gain or loss on the derivative instrument is reported initially as a component of accumulated other comprehensive income (loss)	- Effective portion of the gain or loss on the derivative instrument is reclassified out of accumulated other comprehensive income (loss) into earnings when the forecasted transaction affects earnings
Fair value hedge	- Recorded at fair value	- The gain or loss on the derivative instrument is recognized in earnings
	- Change in fair value of the hedged item is recorded as an adjustment to book value	- Change in fair value of the hedged item is recognized in earnings

To reduce our exposure to fluctuations in natural gas, NGLs and condensate prices, we and ONEOK Partners periodically enter into futures, forward sales, options or swap transactions in order to hedge anticipated purchases and sales of natural gas, NGLs

and condensate. Interest-rate swaps are used from time to time to manage interest-rate risk. Under certain conditions, we and ONEOK Partners designate these derivative instruments as a hedge of exposure to changes in cash flow. We and ONEOK Partners formally document all relationships between hedging instruments and hedged items, as well as risk-management objectives and strategies for undertaking various hedge transactions and methods for assessing and testing correlation and hedge ineffectiveness. We and ONEOK Partners specifically identify the forecasted transaction that has been designated as the hedged item with a cash flow hedge. We and ONEOK Partners assess the effectiveness of hedging relationships quarterly by performing an effectiveness analysis on our fair value and cash flow hedging relationships to determine whether the hedge relationships are highly effective on a retrospective and prospective basis. ONEOK Partners also documents its normal purchases and normal sales transactions that are expected to result in physical delivery and that ONEOK Partners elects to exempt from derivative accounting treatment.

The realized revenues and purchase costs of our and ONEOK Partners derivative instruments not considered held for trading purposes and derivatives that qualify as normal purchases or normal sales that are expected to result in physical delivery are reported on a gross basis. Cash flows from futures, forwards and swaps that are accounted for as hedges are included in the same Consolidated Statement of Cash Flows category as the cash flows from the related hedged items.

Income from discontinued operations in our Consolidated Statements of Income includes revenues from financial trading margins, as well as certain physical natural gas transactions with our trading counterparties. Revenues and cost of sales and fuel from such physical transactions are reported on a net basis. See Note B for disclosures of our discontinued operations.

See Notes D and E for more discussion of our fair value measurements and risk management and hedging activities using derivatives.

Property, Plant and Equipment - Our properties are stated at cost, including AFUDC. Generally, the cost of regulated property retired or sold, plus removal costs, less salvage, is charged to accumulated depreciation. Gains and losses from sales or transfers of nonregulated properties or an entire operating unit or system of our regulated properties are recognized in income. Maintenance and repairs are charged directly to expense.

The interest portion of AFUDC represents the cost of borrowed funds used to finance construction activities. We capitalize interest costs during the construction or upgrade of qualifying assets. Capitalized interest is recorded as a reduction to interest expense. The equity portion of AFUDC represents the capitalization of the estimated average cost of equity used during the construction of major projects and is recorded in the cost of our regulated properties and as a credit to the allowance for equity funds used during construction.

Our properties are depreciated using the straight-line method over their estimated useful lives. Generally, we apply composite depreciation rates to functional groups of property having similar economic circumstances. We periodically conduct depreciation studies to assess the economic lives of our assets. For our regulated assets, these depreciation studies are completed as a part of our rate proceedings or tariff filings, and the changes in economic lives, if applicable, are implemented prospectively when the new rates are billed. For our nonregulated assets, if it is determined that the estimated economic life changes, the changes are made prospectively. Changes in the estimated economic lives of our property, plant and equipment could have a material effect on our financial position or results of operations.

Property, plant and equipment on our Consolidated Balance Sheets includes construction work in process for capital projects that have not yet been placed in service and therefore are not being depreciated. Assets are transferred out of construction work in process when they are substantially complete and ready for their intended use.

See Note F for disclosures of our property, plant and equipment.

Impairment of Goodwill and Long-Lived Assets, Including Intangible Assets - We assess our goodwill and indefinite-lived intangible assets for impairment at least annually as of July 1. Our goodwill impairment analysis performed as of July 1, 2014, did not result in an impairment charge nor did our analysis reflect any reporting units at risk, and subsequent to that date, no event has occurred indicating that the implied fair value of each of our reporting units (including its inherent goodwill) is less than the carrying value of its net assets.

There were no impairment charges resulting from our 2014 and 2013 annual impairment tests. As a result of the decline in natural gas prices and its effect on location and seasonal price differentials, we performed an interim impairment assessment of our former energy services business's goodwill balance as of March 31, 2012. As a result of that assessment, goodwill with a carrying amount of \$10.3 million was written down to its implied fair value of zero, with a resulting impairment charge of \$10.3 million recorded in 2012 earnings, which is included in income from discontinued operations. There were no impairment

indicators for ONEOK Partners or our former natural gas distribution business as the cash flows generated from each of these businesses are derived from predominately fee-based, nondiscretionary services.

As part of our impairment test, we first assess qualitative factors (including macroeconomic conditions, industry and market considerations, cost factors and overall financial performance) to determine whether it is more likely than not that the fair value of each of our reporting units is less than its carrying amount. If further testing is necessary, we perform a two-step impairment test for goodwill. In the first step, an initial assessment is made by comparing the fair value of a reporting unit with its book value, including goodwill. If the fair value is less than the book value, an impairment is indicated, and we must perform a second test to measure the amount of the impairment. In the second test, we calculate the implied fair value of the goodwill by deducting the fair value of all tangible and intangible net assets of the reporting unit from the fair value determined in step one of the assessment. If the carrying value of the goodwill exceeds the implied fair value of the goodwill, we will record an impairment charge.

To estimate the fair value of our reporting units, we use two generally accepted valuation approaches, an income approach and a market approach, using assumptions consistent with a market participant's perspective. Under the income approach, we use anticipated cash flows over a period of years plus a terminal value and discount these amounts to their present value using appropriate discount rates. Under the market approach, we apply EBITDA multiples to forecasted EBITDA. The multiples used are consistent with historical asset transactions. The forecasted cash flows are based on average forecasted cash flows for a reporting unit over a period of years.

As part of our indefinite-lived intangible asset impairment test, we first assess qualitative factors similar to those considered in the goodwill impairment test to determine whether it is more likely than not that the indefinite-lived intangible asset was impaired. If further testing is necessary, we compare the estimated fair value of our indefinite-lived intangible asset with its book value. The fair value of our indefinite-lived intangible asset is estimated using the market approach. Under the market approach, we apply multiples to forecasted cash flows of the assets associated with our indefinite-lived intangible asset. The multiples used are consistent with historical asset transactions. After assessing qualitative factors, we determined that there were no impairments to our indefinite-lived intangible asset in 2014. There were also no impairment charges resulting from our 2013 and 2012 annual impairment tests.

We assess our long-lived assets, including intangible assets with finite useful lives, for impairment whenever events or changes in circumstances indicate that an asset's carrying amount may not be recoverable. An impairment is indicated if the carrying amount of a long-lived asset exceeds the sum of the undiscounted future cash flows expected to result from the use and eventual disposition of the asset. If an impairment is indicated, we record an impairment loss equal to the difference between the carrying value and the fair value of the long-lived asset. We determined that there were no asset impairments in 2014, 2013 or 2012.

For the investments we account for under the equity method, the impairment test considers whether the fair value of the equity investment as a whole, not the underlying net assets, has declined and whether that decline is other than temporary. Therefore, we periodically reevaluate the amount at which we carry our equity method investments to determine whether current events or circumstances warrant adjustments to our carrying value.

See Notes F, G and P for our long-lived assets, goodwill and intangible assets and investment in unconsolidated affiliates disclosures.

Regulation - ONEOK Partners' intrastate natural gas transmission pipelines and our former natural gas distribution business are subject to the rate regulation and accounting requirements of the OCC, KCC, RRC and various municipalities in Texas. ONEOK Partners' interstate natural gas and natural gas liquids pipelines are subject to regulation by the FERC. In Kansas and Texas, natural gas storage may be regulated by the state and the FERC for certain types of services. Oklahoma Natural Gas, Kansas Gas Service, Texas Gas Service, which are all part of our former natural gas distribution business, and portions of the Natural Gas Liquids and Natural Gas Pipelines segments follow the accounting and reporting guidance for regulated operations. During the rate-making process for certain of ONEOK Partners' assets, regulatory authorities set the framework for what we can charge customers for our services and establish the manner that our costs are accounted for, including allowing us to defer recognition of certain costs and permitting recovery of the amounts through rates over time, as opposed to expensing such costs as incurred. Certain examples of types of regulatory guidance include costs for fuel and losses, acquisition costs, contributions in aid of construction, charges for depreciation and gains or losses on disposition of assets. This allows us to stabilize rates over time rather than passing such costs on to the customer for immediate recovery. Actions by regulatory authorities could have an effect on the amount recovered from rate payers. Any difference in the amount recoverable and the amount deferred is recorded as income or expense at the time of the regulatory action. A write-off of regulatory assets and costs not recovered may be required if all or a portion of the regulated operations have rates that are no longer:

- established by independent, third-party regulators;
- designed to recover the specific entity's costs of providing regulated services; and
- set at levels that will recover our costs when considering the demand and competition for our services.

In December 2013, the KCC approved a settlement agreement for the separation of our Kansas Gas Service natural gas distribution business to ONE Gas from ONEOK. The terms of the settlement agreement provided that amounts previously recorded as a regulatory asset related to ONEOK's acquisition of Kansas Gas Service in 1997 would no longer be recovered in rates. As a result, the carrying amount of the regulatory asset was written off, and we recorded a noncash charge to income from discontinued operations of approximately \$10.2 million in the fourth quarter 2013.

At December 31, 2014 and 2013, we recorded regulatory assets of approximately \$6.1 million and \$383.6 million, respectively, which are being recovered or are expected to be recovered as a result of various approved rate proceedings. Of these amounts, the total regulatory assets related to our former natural gas distribution business were \$376.8 million at December 31, 2013, which are included in assets of discontinued operations. The natural gas distribution balances included approximately \$341.1 million related to our pension and postretirement benefit plans at December 31, 2013, which are discussed in Note N. Regulatory assets for our continuing operations, which are reflected in other assets in our Consolidated Balance Sheets, are being recovered as a result of approved rate proceedings over varying time periods up to 40 years.

Pension and Postretirement Employee Benefits - We have a defined benefit retirement plan covering certain full-time employees. We sponsor welfare plans that provide postretirement medical and life insurance benefits to certain employees who retire with at least five years of service. Our actuarial consultant calculates the expense and liability related to these plans and uses statistical and other factors that attempt to anticipate future events. These factors include assumptions about the discount rate, expected return on plan assets, rate of future compensation increases, mortality and employment length. In determining the projected benefit obligations and costs, assumptions can change from period to period and may result in material changes in the costs and liabilities we recognize. See Note N for more discussion of pension and postretirement employee benefits.

Income Taxes - Deferred income taxes are provided for the difference between the financial statement and income tax basis of assets and liabilities and carryforward items based on income tax laws and rates existing at the time the temporary differences are expected to reverse. Except for the regulated companies, the effect of a change in tax rates on deferred tax assets and liabilities is recognized in income in the period that includes the enactment date of the rate change. For regulated companies, the effect on deferred tax assets and liabilities of a change in tax rates is recorded as regulatory assets and regulatory liabilities in the period that includes the enactment date, if, as a result of an action by a regulator, it is probable that the effect of the change in tax rates will be recovered from or returned to customers through future rates.

We utilize a more-likely-than-not recognition threshold and measurement attribute for the financial statement recognition and measurement of a tax position that is taken or expected to be taken in a tax return. We reflect penalties and interest as part of income tax expense as they become applicable for tax provisions that do not meet the more-likely-than-not recognition threshold and measurement attribute. During 2014, 2013 and 2012, our tax positions did not require an establishment of a material reserve.

We utilize the "with-and-without" approach for intra-period tax allocation for purposes of allocating total tax expense (or benefit) for the year among the various financial statement components.

We file numerous consolidated and separate income tax returns with federal tax authorities of the United States and Canada along with the tax authorities of several states. There are no United States federal audits or statute waivers at this time. See Note O for additional discussion of income taxes.

Asset Retirement Obligations - Asset retirement obligations represent legal obligations associated with the retirement of long-lived assets that result from the acquisition, construction, development and/or normal use of the asset. Certain long-lived assets that comprise our former natural gas distribution systems and ONEOK Partners' natural gas gathering and processing, natural gas liquids and pipeline facilities are subject to agreements or regulations that give rise to asset retirement obligations for removal or other disposition costs associated with retiring the assets in place upon the discontinued use of the assets. We recognize the fair value of a liability for an asset-retirement obligation in the period when it is incurred if a reasonable estimate of the fair value can be made. We are not able to estimate reasonably the fair value of the asset retirement obligations for portions of our former natural gas distribution and ONEOK Partners' assets, primarily certain pipeline estimates, because the settlement dates are indeterminable given the expected continued use of the assets with proper maintenance. We expect our former natural gas distribution and ONEOK Partners' pipeline assets, for which we are unable to estimate reasonably the fair value of the asset retirement obligation, will continue in operation as long as supply and demand for natural gas and natural gas liquids exists. Based on the widespread use of natural gas for heating and cooking activities for residential users and electric-power generation for commercial users, as well as use of natural gas liquids by the petrochemical industry, we expect supply and demand to exist for the foreseeable future.

For our assets that we are able to make an estimate, the fair value of the liability is added to the carrying amount of the associated asset, and this additional carrying amount is depreciated over the life of the asset. The liability is accreted at the end of each period through charges to operating expense. If the obligation is settled for an amount other than the carrying amount of the liability, we will recognize a gain or loss on settlement. The depreciation and accretion expense are immaterial to our consolidated financial statements.

In accordance with long-standing regulatory treatment, ONEOK Partners and our former natural gas distribution business collect, through rates, the estimated costs of removal on certain regulated properties through depreciation expense, with a corresponding credit to accumulated depreciation and amortization. These removal costs collected through rates include legal and nonlegal removal obligations; however, the amounts collected in excess of the asset-removal costs incurred are accounted for as a regulatory liability for financial reporting purposes. Historically, with the exception of the regulatory authority in Kansas, the regulatory authorities that have jurisdiction over our regulated operations have not required us to quantify this amount; rather, these costs are addressed prospectively in depreciation rates and are set in each general rate order. We have made an estimate of our regulatory liability using current rates since the last general rate order in each of our jurisdictions; however, for financial reporting purposes, significant uncertainty exists regarding the ultimate disposition of this regulatory liability, pending, among other issues, clarification of regulatory intent. We continue to monitor regulatory requirements, and the liability may be adjusted as more information is obtained.

Contingencies - Our accounting for contingencies covers a variety of business activities, including contingencies for legal and environmental exposures. We accrue these contingencies when our assessments indicate that it is probable that a liability has been incurred or an asset will not be recovered and an amount can be estimated reasonably. We expense legal fees as incurred and base our legal liability estimates on currently available facts and our estimates of the ultimate outcome or resolution. Accruals for estimated losses from environmental remediation obligations generally are recognized no later than completion of a remediation feasibility study. Recoveries of environmental remediation costs from other parties are recorded as assets when their receipt is deemed probable. Our expenditures for environmental evaluation, mitigation, remediation and compliance to date have not been significant in relation to our financial position or results of operations, and our expenditures related to environmental matters had no material effect on earnings or cash flows during 2014, 2013 and 2012. Actual results may differ from our estimates resulting in an impact, positive or negative, on earnings. See Note R for additional discussion of contingencies.

Share-Based Payments - We expense the fair value of share-based payments net of estimated forfeitures. We estimate forfeiture rates based on historical forfeitures under our share-based payment plans.

Earnings per Common Share - Basic EPS is calculated based on the daily weighted-average number of shares of common stock outstanding during the period. Diluted EPS is calculated based on the daily weighted-average number of shares of common stock outstanding during the period plus potentially dilutive components. The dilutive components are calculated based on the dilutive effect for each quarter. For fiscal-year periods, the dilutive components for each quarter are averaged to arrive at the fiscal year-to-date dilutive component.

Recently Issued Accounting Standards Update - In February 2015, the FASB issued ASU 2015-02, “Consolidation (Topic 810): Amendments to the Consolidation Analysis,” which eliminates the presumption that a general partner should consolidate a limited partnership. It also modifies the evaluation of whether limited partnerships are variable interest entities or voting interest entities and adds requirements that limited partnerships must meet to qualify as voting interest entities. This guidance is effective for public companies for fiscal years beginning after December 15, 2015. We will adopt this guidance in the first quarter 2016, and we are evaluating the impact on us.

In November 2014, the FASB issued ASU 2014-17, “Business Combination (Topic 805): Pushdown Accounting,” which provides an acquired entity with an option to apply pushdown accounting in its separate financial statements when a change-in-control event occurs. An acquired entity may elect the option to apply pushdown accounting in the reporting period in which the change-in-control event occurs. The standard applies to all entities and was effective on November 18, 2014. We adopted this guidance beginning in the fourth quarter 2014, and we do not expect it to materially impact us.

In August 2014, the FASB issued ASU 2014-15, “Going Concern,” which provides guidance on determining when and how to disclose going-concern uncertainties in the financial statements. The new standard requires management to perform interim and annual assessments of an entity’s ability to continue as a going concern within one year of the date the financial statements are issued. An entity must provide certain disclosures if conditions or events raise substantial doubt about the entity’s ability to continue as a going concern. The standard applies to all entities and is effective for annual periods ending after December 15, 2016, and interim periods thereafter, with early adoption permitted. We will adopt this guidance beginning in the first quarter 2016, and we do not expect it to materially impact us.

In May 2014, the FASB issued ASU 2014-09, “Revenue from Contracts with Customers,” which outlines the principles an entity must apply to measure and recognize revenue for entities that enter into contracts to provide goods or services to their customers. The core principle is that an entity should recognize revenue at an amount that reflects the consideration to which the entity expects to be entitled in exchange for transferring goods or services to a customer. The amendment also requires more extensive disaggregated revenue disclosures in interim and annual financial statements. This update will be effective for interim and annual periods that begin on or after December 15, 2016, with either retrospective application for all periods presented or retrospective application with a cumulative effect adjustment. We will adopt this guidance beginning in the first quarter 2017, and we are evaluating the impact on us.

In April 2014, the FASB issued ASU 2014-08, “Reporting Discontinued Operations and Disclosures of Disposals of Components of an Entity,” which alters the definition of a discontinued operation to include only asset disposals that represent a strategic shift with a major effect on an entity’s operations and financial results. The amendment also requires more extensive disclosures about a discontinued operation’s assets, liabilities, income, expenses and cash flows. This guidance will be effective for interim and annual periods for all assets that are disposed of or classified as being held for sale in fiscal years that begin on or after December 15, 2014. We will adopt this guidance beginning in the first quarter 2015, and it could impact us in the future if we dispose of any individually significant components.

B. DISCONTINUED OPERATIONS

Separation of ONE Gas - On January 31, 2014, we completed the separation of ONE Gas. ONE Gas consists of our former natural gas distribution business that includes Kansas Gas Service, Oklahoma Natural Gas and Texas Gas Service. ONEOK shareholders of record at the close of business on January 21, 2014, retained their shares of ONEOK stock and received one share of ONE Gas stock for every four shares of ONEOK stock owned in a transaction that was tax-free to ONEOK and its shareholders. ONE Gas shares were distributed following the close of business on January 31, 2014. We retained no ownership interest in ONE Gas. On the date of the separation, ONE Gas consisted of approximately \$4.3 billion of assets, \$2.6 billion of liabilities and \$1.7 billion of equity. Excluding cash of ONE Gas at separation, the separation was accounted for as a noncash activity.

On February 1, 2012, we sold ONEOK Energy Marketing Company, our former natural gas distribution business’ retail natural gas marketing business, to Constellation Energy Group, Inc. for \$22.5 million plus working capital. We received net proceeds of approximately \$32.9 million and recognized a gain on the sale of approximately \$13.5 million, net of taxes of \$8.3 million. The proceeds from the sale were used to reduce short-term borrowings.

Wind Down of Energy Services Business - On March 31, 2014, we completed the wind down of our energy services business. We executed agreements in 2013 to release a significant portion of our nonaffiliated natural gas transportation and storage contracts to third parties between July 1 and December 31, 2013, at current market rates that resulted in noncash charges of \$138.6 million. We executed an agreement in the first quarter 2014 to release a nonaffiliated, third-party natural gas storage contract to a third party, resulting in a noncash charge of \$1.7 million. All of the remaining natural gas transportation and

storage contracts not previously released or assigned expired on their own terms on or before March 31, 2014. Our energy services business continued to serve its contracted premium-services customers until these remaining contracts expired on or before March 31, 2014.

The following table summarizes the change in our liability related to released capacity contracts for the period indicated:

	Years Ended December 31,	
	2014	2013
	<i>(Millions of dollars)</i>	
Beginning balance	\$ 122.0	\$ —
Noncash charges	1.7	138.6
Settlements	(51.8)	(17.7)
Accretion	1.9	1.1
Ending balance	\$ 73.8	\$ 122.0

We recorded these charges in income from discontinued operations, net of tax in our Consolidated Statements of Income. The total charge attributable to severance benefits was not material. We expect future cash payments associated with released transportation and storage capacity from the wind down of our former energy services business to total approximately \$45 million on an after-tax basis, which consists of approximately \$23 million paid in 2015, \$11 million in 2016, \$6 million in 2017, and \$5 million during the period from 2018 through 2023.

Results of Operations of Discontinued Operations - The results of operations for our former natural gas distribution business, including ONEOK Energy Marketing Company, and energy services business have been reported as discontinued operations for all periods presented. The tables below provide selected financial information reported in discontinued operations in the Consolidated Statements of Income for the periods presented:

	Year Ended December 31, 2014		
	Natural Gas Distribution	Energy Services	Total
	<i>(Thousands of dollars)</i>		
Revenues	\$ 287,249	\$ 353,404	\$ 640,653
Cost of sales and fuel	190,893	364,648	555,541
Net margin	96,356	(11,244)	85,112
Operating costs	60,847 (a)	5,051	65,898
Depreciation and amortization	11,035	319	11,354
Operating income (loss)	24,474	(16,614)	7,860
Other income (expense), net	(888)	(7)	(895)
Interest expense, net	(4,592)	(413)	(5,005)
Income tax benefit (expense)	(16,415)	8,848	(7,567)
Income (loss) from discontinued operations, net	\$ 2,579	\$ (8,186)	\$ (5,607)

(a) - Includes approximately \$23.0 million for the year ended December 31, 2014, of costs related to the ONE Gas separation.

Year Ended December 31, 2013			
	Natural Gas Distribution	Energy Services	Total
<i>(Thousands of dollars)</i>			
Revenues	\$ 1,689,945	\$ 1,381,636	\$ 3,071,581
Cost of sales and fuel	876,944	1,554,621	2,431,565
Net margin	813,001	(172,985)	640,016
Operating costs	436,281 (a)	12,586	448,867
Depreciation and amortization	144,758	276	145,034
Operating income (loss)	231,962	(185,847)	46,115
Other income (expense), net	2,484	135	2,619
Interest expense, net	(61,366)	(2,195)	(63,561)
Income tax benefit (expense)	(64,307)	67,005	2,698
Income (loss) from discontinued operations, net	\$ 108,773	\$ (120,902)	\$ (12,129)

(a) - Includes approximately \$9.4 million for the year ended December 31, 2013, of costs related to the ONE Gas separation.

Year Ended December 31, 2012			
	Natural Gas Distribution	Energy Services	Total
<i>(Thousands of dollars)</i>			
Revenues	\$ 1,404,248	\$ 1,421,171	\$ 2,825,419
Cost of sales and fuel	646,220	1,470,514	2,116,734
Net margin	758,028	(49,343)	708,685
Operating costs	400,247	17,414	417,661
Depreciation and amortization	130,158	360	130,518
Goodwill impairment	—	10,255	10,255
Operating income (loss)	227,623	(77,372)	150,251
Other income (expense), net	1,439	147	1,586
Interest expense, net	(60,794)	(3,874)	(64,668)
Income tax benefit (expense)	(63,647)	28,743	(34,904)
Income (loss) from discontinued operations, net	\$ 104,621	\$ (52,356)	\$ 52,265

Prior to the ONE Gas separation, natural gas sales and transportation and storage services provided to our former natural gas distribution business by ONEOK Partners were \$7.5 million, \$64.5 million and \$49.4 million for the years ended December 31, 2014, 2013 and 2012, respectively. Prior to February 1, 2014, these revenues and related costs were eliminated in consolidation. Beginning February 1, 2014, these revenues represent third-party transactions with ONE Gas and are not eliminated in consolidation for all periods presented, as such sales and services have continued subsequent to the separation and are expected to continue in future periods.

Prior to the completion of the energy services wind down, natural gas sales and transportation and storage services provided to our energy services business by ONEOK Partners were \$46.0 million, \$276.3 million and \$299.9 million for the years ended December 31, 2014, 2013 and 2012, respectively. While these transactions were eliminated in consolidation in previous periods, they are reflected now as affiliate transactions and not eliminated in consolidation for all periods presented, as these transactions have continued with third parties.

Statement of Financial Position of Discontinued Operations - The following tables present the carrying value of assets and liabilities of our former natural gas distribution and energy services businesses included in assets and liabilities of discontinued operations in the Consolidated Balance Sheets for the periods presented:

	December 31, 2014
	Energy Services
	<i>(Thousands of dollars)</i>
Assets	
Other current assets	\$ 16,717
Other assets	20,020
Total assets	\$ 36,737
Liabilities	
Other current liabilities	\$ 44,901
Other deferred credits	36,424
Total liabilities	\$ 81,325

	December 31, 2013		
	Natural Gas Distribution	Energy Services	Total
	<i>(Thousands of dollars)</i>		
Assets			
Cash and cash equivalents	\$ 3,535	\$ 213	\$ 3,748
Accounts receivable, net	368,214	87,315	455,529
Natural gas and natural gas liquids in storage	166,128	62,663	228,791
Other current assets	30,328	29,476	59,804
Net property, plant and equipment	3,065,272	279	3,065,551
Goodwill	157,953	—	157,953
Other assets	402,161	385	402,546
Total assets	\$ 4,193,591	\$ 180,331	\$ 4,373,922
Liabilities			
Current maturities of long-term debt	\$ 6	\$ —	\$ 6
Accounts payable	168,785	77,287	246,072
Other current liabilities	168,964	40,646	209,610
Long-term debt, excluding current maturities	1,318	—	1,318
Deferred income taxes	826,921	(35,221)	791,700
Other deferred credits	184,214	70,998	255,212
Total liabilities	\$ 1,350,208	\$ 153,710	\$ 1,503,918

ONEOK provided cash management and financial services for our former energy services and natural gas distribution businesses, which included short-term borrowings and long-term notes payable. These intercompany borrowings were eliminated in consolidation and as such are not included in the liabilities of discontinued operations in the tables above. For our former energy services business, short-term borrowings due to ONEOK at December 31, 2013 was \$25.1 million, and notes payable to ONEOK at December 31, 2013 was \$21.4 million. For our former natural gas distribution business, short-term borrowings due to ONEOK at December 31, 2013 was \$130.0 million and notes payable to ONEOK at December 31, 2013 was \$1.0 billion.

C. ACQUISITIONS

West Texas LPG Acquisition - In November 2014, ONEOK Partners completed the acquisition of an 80 percent interest in the West Texas LPG Pipeline Limited Partnership (WTLPG) and a 100 percent interest in the Mesquite Pipeline for approximately \$800 million from affiliates of Chevron Corporation, and ONEOK Partners became the operator of both pipelines. Financing to close this transaction came from available cash on hand and borrowings under ONEOK Partners' existing \$1.7 billion commercial paper program.

The acquisition consists of approximately 2,600 miles of natural gas liquids gathering pipelines extending from the Permian Basin in southeastern New Mexico to East Texas and Mont Belvieu, Texas. The acquired pipelines access NGL supply from

producers actively developing the Delaware, Midland and Central Basins in the Permian Basin, in addition to the Barnett Shale, East Texas and north Louisiana regions. The pipeline system increased ONEOK Partners' natural gas liquids gathering system by approximately 60 percent to nearly 7,100 miles of natural gas liquids gathering pipelines and added approximately 285,000 barrels per day of NGL capacity. These assets are expected to provide ONEOK Partners additional fee-based earnings and its natural gas liquids infrastructure with access to a new natural gas liquids supply basin.

We accounted for the West Texas LPG acquisition as a business combination which, among other things, requires assets acquired and liabilities assumed to be measured at their acquisition-date fair values.

Our Consolidated Balance Sheet as of December 31, 2014, reflects the preliminary purchase price allocation based on available information and is subject to customary working capital adjustments. ONEOK Partners is reviewing the valuation to determine the final purchase price allocation. The preliminary purchase price allocation and assessment of the fair value of the assets acquired as of the acquisition date were as follows (in thousands):

Cash	\$	13,839
Accounts receivable		9,132
Other current assets		3,369
Property, plant and equipment		
Regulated		807,601
Nonregulated		153,919
Total property, plant and equipment		961,520
Total fair value of assets acquired		987,860
Accounts payable		(8,621)
Other current liabilities		(1,553)
Total fair value of liabilities acquired		(10,174)
Less: Fair value of noncontrolling interest		(162,913)
Net assets acquired		814,773
Less: Cash received		(13,839)
Net cash paid for acquisition	\$	800,934

We consolidate West Texas LPG as ONEOK Partners controls the system. Beginning November 29, 2014, the results of operations for West Texas LPG are included in the Natural Gas Liquids segment. We have recorded noncontrolling interests in consolidated subsidiaries on our Consolidated Statements of Income and Consolidated Balance Sheets to recognize the portion of West Texas LPG pipeline that ONEOK Partners does not own. The portion of the assets and liabilities of West Texas LPG acquired attributable to noncontrolling interests was accounted for as noncash activity. The fair value of the noncontrolling interest of West Texas LPG pipeline was estimated by applying a market approach.

Revenues and earnings related West Texas LPG have been included within our Consolidated Statement of Income since the acquisition date. Supplemental pro forma revenue and earnings reflecting this acquisition as if it had occurred as of January 1, 2013, are not materially different from the information presented in the accompanying Consolidated Statements of Income and are, therefore, not presented.

The limited partnership agreement of WTLPG provides that distributions to the partners are to be made on a pro rata basis according to each partner's ownership interest. Cash distributions to the partners for a calendar quarter are currently declared and paid by WTLPG in the next succeeding calendar quarter. Any changes to, or suspension of, the cash distributions from WTLPG requires the approval of a minimum of 90 percent of the ownership interest and a minimum of two general partners of WTLPG. Cash distributions are equal to 100 percent of distributable cash as defined in the limited partnership agreement of WTLPG.

Sage Creek - On September 30, 2013, ONEOK Partners completed for \$305 million the acquisition of certain natural gas gathering and processing, and natural gas liquids facilities in Converse and Campbell counties, Wyoming, in the NGL-rich Niobrara Shale area of the Powder River Basin. The Sage Creek acquisition consists primarily of a 50 MMcf/d natural gas processing facility, the Sage Creek plant, and related natural gas gathering and natural gas liquids infrastructure. Included in the acquisition were supply contracts providing for long-term acreage dedications from producers in the area, which are structured with POP and fee-based contractual terms. The acquisition is complementary to ONEOK Partners' existing natural

gas liquids assets and provides additional natural gas gathering and processing and natural gas liquids gathering capacity in a region where producers are actively drilling for crude oil and NGL-rich natural gas.

This acquisition was accounted for as a business combination. The excess of the cost over those fair values was recorded as goodwill. The purchase price and assessment of the fair value of the assets acquired were as follows:

	Natural Gas Gathering and Processing	Natural Gas Liquids	Total
Property, plant and equipment	<i>(Thousand of dollars)</i>		
Gathering pipelines and related equipment	\$ 41,129	\$ 18,045	\$ 59,174
Processing and fractionation and related equipment	50,595	—	50,595
General plant and other	120	—	120
Intangible assets	40,000	63,000	103,000
Identifiable assets acquired	131,844	81,045	212,889
Goodwill	20,000	72,000	92,000
Total purchase price	\$ 151,844	\$ 153,045	\$ 304,889

Identifiable intangible assets recognized in the Sage Creek acquisition are primarily related to natural gas gathering and processing and natural gas liquids gathering and fractionation supply contracts with acreage dedications and customer relationships. The basis for determining the value of these intangible assets is the estimated future net cash flows to be derived from acquired supply contracts and customer relationships, which are offset with appropriate charges for the use of contributory assets and discounted using a risk-adjusted discount rate. Those intangible assets are being amortized on a straight-line basis over an initial 20-year period for the Natural Gas Gathering and Processing segment and an initial 30-year period for the Natural Gas Liquids segment, which represents a portion of the term over which the customer contracts and relationships are expected to contribute to ONEOK Partners' cash flows.

Revenues and earnings related to the Sage Creek acquisition are included within our Consolidated Statements of Income since the acquisition date. Supplemental pro forma revenue and earnings reflecting this acquisition as if it had occurred as of January 1, 2012, are not materially different from the information presented in our accompanying Consolidated Statements of Income and are, therefore, not presented.

Maysville - In December 2013, ONEOK Partners acquired the remaining 30 percent undivided interest in the Maysville, Oklahoma, natural gas processing facility for \$90 million. Beginning December 1, 2013, the results of operations for its 100 percent interest are included in the Natural Gas Gathering and Processing segment.

D. FAIR VALUE MEASUREMENTS

Recurring Fair Value Measurements - The following tables set forth our recurring fair value measurements for the periods indicated:

December 31, 2014						
	Level 1	Level 2	Level 3	Total - Gross	Netting (a)	Total - Net (b)
<i>(Thousands of dollars)</i>						
Assets						
Derivatives						
Commodity contracts						
Financial contracts	\$ 42,880	\$ —	\$ 354	\$ 43,234	\$ (25,979)	\$ 17,255
Physical contracts	—	—	9,922	9,922	—	9,922
Interest-rate contracts	—	2,288	—	2,288	—	2,288
Total derivative assets	42,880	2,288	10,276	55,444	(25,979)	29,465
Available-for-sale investment securities	1,773	—	—	1,773	—	1,773
Total assets	\$ 44,653	\$ 2,288	\$ 10,276	\$ 57,217	\$ (25,979)	\$ 31,238

Liabilities

Derivatives						
Commodity contracts						
Financial contracts	\$ (169)	\$ —	\$ (968)	\$ (1,137)	\$ 1,137	\$ —
Physical contracts	—	—	(23)	(23)	—	(23)
Interest-rate contracts	—	(44,843)	—	(44,843)	—	(44,843)
Total derivative liabilities	\$ (169)	\$ (44,843)	\$ (991)	\$ (46,003)	\$ 1,137	\$ (44,866)

(a) - Derivative assets and liabilities are presented in our Consolidated Balance Sheets on a net basis. We net derivative assets and liabilities when a legally enforceable master-netting arrangement exists between the counterparty to a derivative contract and ONEOK Partners. At December 31, 2014, ONEOK Partners had \$24.8 million of cash held from various counterparties and posted no cash collateral.

(b) - Included in other current assets, other assets or other current liabilities in our Consolidated Balance Sheets.

December 31, 2013						
	Level 1	Level 2	Level 3	Total - Gross	Netting (a)	Total - Net (b)
<i>(Thousands of dollars)</i>						
Assets						
Derivatives						
Commodity contracts						
Financial contracts	\$ —	\$ 3,657	\$ 2,812	\$ 6,469	\$ (1,746)	\$ 4,723
Physical contracts	—	—	2,023	2,023	(946)	1,077
Interest-rate contracts	—	54,503	—	54,503	—	54,503
Total derivative assets	—	58,160	4,835	62,995	(2,692)	60,303
Available-for-sale investment securities	1,569	—	—	1,569	—	1,569
Total assets	\$ 1,569	\$ 58,160	\$ 4,835	\$ 64,564	\$ (2,692)	\$ 61,872

Liabilities

Derivatives						
Commodity contracts						
Financial contracts	\$ —	\$ (2,953)	\$ (2,154)	\$ (5,107)	\$ 1,746	\$ (3,361)
Physical contracts	—	—	(3,463)	(3,463)	946	(2,517)
Total derivative liabilities	\$ —	\$ (2,953)	\$ (5,617)	\$ (8,570)	\$ 2,692	\$ (5,878)

(a) - Derivative assets and liabilities are presented in our Consolidated Balance Sheets on a net basis. We net derivative assets and liabilities when a legally enforceable master-netting arrangement exists between the counterparty to a derivative contract and ONEOK Partners. At December 31, 2013, ONEOK Partners had no cash collateral held or posted.

(b) - Included in other current assets, other assets or other current liabilities in our Consolidated Balance Sheets.

The following tables set forth the reconciliation of our Level 3 fair value measurements for our continuing operations for the periods indicated:

Derivative Assets (Liabilities)	Years Ended December 31,	
	2014	2013
	(Thousands of dollars)	
Net assets (liabilities) at beginning of period	\$ (782)	\$ (2,423)
Total realized/unrealized gains (losses):		
Included in earnings (a)	(927)	959
Included in other comprehensive income (loss)	7,260	682
Purchases, issuances and settlements	3,734	—
Net assets (liabilities) at end of period	\$ 9,285	\$ (782)
Total gains (losses) for the period included in earnings attributable to the change in unrealized gains (losses) relating to assets and liabilities still held as of the end of the period (a)	\$ 31	\$ 959

(a) - Reported in commodity sales revenues in our Consolidated Statements of Income.

During the years ended December 31, 2014 and 2013, there were no transfers between levels.

Other Financial Instruments - The approximate fair value of cash and cash equivalents, accounts receivable, accounts payable and notes payable is equal to book value, due to the short-term nature of these items. Our cash and cash equivalents are comprised of bank and money market accounts and are classified as Level 1. Our notes payable are classified as Level 2 since the estimated fair value of the notes payable can be determined using information available in the commercial paper market.

The estimated fair value of our consolidated long-term debt, including current maturities, was \$7.5 billion and \$8.2 billion at December 31, 2014 and 2013, respectively. The book value of long-term debt, including current maturities, was \$7.2 billion and \$7.8 billion at December 31, 2014 and 2013, respectively. The estimated fair value of the aggregate of ONEOK's and ONEOK Partners' long-term debt outstanding was determined using quoted market prices for similar issues with similar terms and maturities. The estimated fair value of our consolidated long-term debt is classified as Level 2.

During 2014, ONEOK Partners recorded a noncash impairment to its equity investment in Bighorn Gas Gathering. The valuation of this investment required use of significant unobservable inputs. ONEOK Partners used an income approach to estimate the fair value of its investment. ONEOK Partners' discounted cash flow analysis included the following inputs that are not readily available: a discount rate reflective of its cost of capital and estimated contract rates, volumes, operating and maintenance costs and capital expenditures. The estimated fair value of this investment is classified as Level 3. See Note P for additional information about ONEOK Partners' investment in Bighorn Gas Gathering and the impairment charge.

E. RISK MANAGEMENT AND HEDGING ACTIVITIES USING DERIVATIVES

Risk-Management Activities - ONEOK Partners is sensitive to changes in natural gas, crude oil and NGL prices, principally as a result of contractual terms under which these commodities are processed, purchased and sold. ONEOK Partners uses physical-forward sales and financial derivatives to secure a certain price for a portion of its natural gas, condensate and NGL products. ONEOK Partners follows established policies and procedures to assess risk and approve, monitor and report its risk-management activities. ONEOK Partners has not used these instruments for trading purposes. We and ONEOK Partners are also subject to the risk of interest-rate fluctuation in the normal course of business.

Commodity price risk - ONEOK Partners is exposed to the risk of loss in cash flows and future earnings arising from adverse changes in the price of natural gas, NGLs and condensate. ONEOK Partners uses the following commodity derivative instruments to mitigate the near-term commodity price risk associated with a portion of the forecasted sales of these commodities:

- Futures contracts - Standardized contracts to purchase or sell natural gas and crude oil for future delivery or settlement under the provisions of exchange regulations;
- Forward contracts - Nonstandardized commitments between two parties to purchase or sell natural gas, crude oil or NGLs for future physical delivery. These contracts are typically nontransferable and can only be canceled with the consent of both parties; and

- Swaps - Exchange of one or more payments based on the value of one or more commodities. These instruments transfer the financial risk associated with a future change in value between the counterparties of the transaction, without also conveying ownership interest in the asset or liability.

We may also use other instruments including options or collars to mitigate commodity price risk. Options are contractual agreements that give the holder the right, but not the obligation, to buy or sell a fixed quantity of a commodity, at a fixed price, within a specified period of time. Options may either be standardized and exchange traded or customized and nonexchange traded. A collar is a combination of a purchased put option and a sold call option, which places a floor and a ceiling price for commodity sales being hedged.

The Natural Gas Gathering and Processing segment is exposed to commodity price risk as a result of receiving commodities in exchange for services associated with its POP contracts. ONEOK Partners is also exposed to basis risk between the various production and market locations where it receives and sells commodities. As part of ONEOK Partners' hedging strategy, it uses the previously described commodity derivative financial instruments and physical-forward contracts to reduce the impact of price fluctuations related to natural gas, NGLs and condensate.

The Natural Gas Liquids segment is exposed to basis risk primarily as a result of the relative value of NGL purchases at one location and sales at another location. To a lesser extent, ONEOK Partners is exposed to commodity price risk resulting from the relative values of the various NGL products to each other, NGLs in storage and the relative value of NGLs to natural gas. ONEOK Partners utilizes physical-forward contracts to reduce the impact of price fluctuations related to NGLs. At December 31, 2014 and 2013, there were no financial derivative instruments with respect to ONEOK Partners' natural gas liquids operations.

The Natural Gas Pipelines segment is exposed to commodity price risk because its intrastate and interstate natural gas pipelines retain natural gas from its customers for operations or as part of its fee for services provided. When the amount of natural gas consumed in operations by these pipelines differs from the amount provided by its customers, ONEOK Partners' pipelines must buy or sell natural gas, or store or use natural gas from inventory, which can expose it to commodity price risk depending on the regulatory treatment for this activity. To the extent that commodity price risk in the Natural Gas Pipelines segment is not mitigated by fuel cost-recovery mechanisms, it uses physical-forward sales or purchases to reduce the impact of price fluctuations related to natural gas. At December 31, 2014 and 2013, there were no financial derivative instruments with respect to ONEOK Partners' natural gas pipeline operations.

Interest-rate risk - We and ONEOK Partners manage interest-rate risk through the use of fixed-rate debt, floating-rate debt and interest-rate swaps. Interest-rate swaps are agreements to exchange interest payments at some future point based on specified notional amounts. At December 31, 2014 and 2013, ONEOK Partners had forward-starting interest-rate swaps with notional amounts totaling \$900 million and \$400 million, respectively, that have been designated as cash flow hedges of the variability of interest payments on a portion of forecasted debt issuances that may result from changes in the benchmark interest rate before the debt is issued. At December 31, 2014, notional amounts totaling \$400 million have settlement dates greater than 12 months.

Fair Values of Derivative Instruments - The following table sets forth the fair values of our derivative instruments for our continuing operations for the periods indicated:

	December 31, 2014		December 31, 2013	
	Assets (a)	(Liabilities) (a)	Assets (a)	(Liabilities) (a)
<i>(Thousands of dollars)</i>				
Derivatives designated as hedging instruments				
Commodity contracts				
Financial contracts	\$ 43,234	\$ (1,137)	\$ 6,469	\$ (5,107)
Physical contracts	9,922	—	1,064	(3,463)
Interest-rate contracts	2,288	(44,843)	54,503	—
Total derivatives designated as hedging instruments	55,444	(45,980)	62,036	(8,570)
Derivatives not designated as hedging instruments				
Commodity contracts				
Physical contracts	—	(23)	959	—
Total derivatives not designated as hedging instruments	—	(23)	959	—
Total derivatives	\$ 55,444	\$ (46,003)	\$ 62,995	\$ (8,570)

(a) - Included on a net basis in other current assets, other assets or other current liabilities on our Consolidated Balance Sheets.

Notional Quantities for Derivative Instruments - The following table sets forth the notional quantities for derivative instruments held for our continuing operations for the periods indicated:

	Contract Type	December 31, 2014		December 31, 2013	
		Purchased/ Payor	Sold/ Receiver	Purchased/ Payor	Sold/ Receiver
Derivatives designated as hedging instruments:					
Cash flow hedges					
Fixed price					
-Natural gas (<i>Bcf</i>)	Futures and swaps	—	(41.2)	—	(48.1)
-Crude oil and NGLs (<i>MMBbl</i>)	Futures, forwards and swaps	—	(0.5)	—	(4.0)
Basis					
-Natural gas (<i>Bcf</i>)	Futures and swaps	—	(41.2)	—	(48.1)
Interest-rate contracts (<i>Millions of dollars</i>)	Forward-starting swaps	\$ 900.0	\$ —	\$ 400.0	\$ —

These notional amounts are used to summarize the volume of financial instruments; however, they do not reflect the extent to which the positions offset one another and consequently do not reflect our actual exposure to market or credit risk.

Cash Flow Hedges - ONEOK Partners uses derivative instruments to hedge the cash flows associated with anticipated purchases and sales of natural gas, NGLs and condensate and cost of fuel used in the transportation of natural gas. Accumulated other comprehensive income (loss) at December 31, 2014, includes gains of approximately \$12.8 million, net of tax, related to these hedges that will be recognized within the next 12 months as the forecasted transactions affect earnings and if commodity prices remain at current levels. The amount deferred in accumulated other comprehensive income (loss) attributable to our settled interest-rate swaps is a loss of \$38.4 million, net of tax, which will be recognized over the life of the long-term, fixed-rate debt. We expect that losses of \$4.7 million, net of tax, will be reclassified into earnings during the next 12 months as the hedged items affect earnings. The remaining amounts in accumulated other comprehensive income (loss) are attributable primarily to ONEOK Partners' forward-starting interest-rate swaps, which will be amortized to interest expense over the life of long-term, fixed-rate debt upon issuance of ONEOK Partners debt.

For the year ended December 31, 2013, income from discontinued operations in our Consolidated Statement of Income related to our former energy services business included \$10.1 million reflecting an adjustment to natural gas inventory at the lower of cost or market value. We reclassified \$8.0 million of deferred gains, before income taxes, on associated cash flow hedges from accumulated other comprehensive income (loss) into earnings.

For the year ended December 31, 2012, income from discontinued operations in our Consolidated Statement of Income included losses of \$29.9 million related to certain financial contracts that were used to hedge forecasted purchases of natural gas. As a result of the continued decline in natural gas prices, the combination of the cost basis of the forecasted purchases of inventory and the financial contracts exceeded the amount expected to be recovered through sales of that inventory after considering related sales hedges, which required reclassification of the loss from accumulated other comprehensive loss to current period earnings.

The following table sets forth the unrealized effect of cash flow hedges recognized in other comprehensive income (loss) for the periods indicated:

Derivatives in Cash Flow Hedging Relationships	Years Ended December 31,		
	2014	2013	2012
<i>(Thousands of dollars)</i>			
Continuing Operations			
Commodity contracts	\$ 32,354	\$ (14,475)	\$ 46,804
Interest-rate contracts	(96,993)	46,616	(29,471)
Total gain (loss) recognized in other comprehensive income (loss) on derivatives (effective portion) for continuing operations	(64,639)	32,141	17,333
Discontinued Operations			
Total gain (loss) recognized in other comprehensive income (loss) on derivatives (effective portion) for discontinued operations - commodity contracts	(3,697)	(958)	16,094
Total gain (loss) recognized in other comprehensive income (loss) on derivatives (effective portion)	\$ (68,336)	\$ 31,183	\$ 33,427

The following tables set forth the effect of cash flow hedges on our Consolidated Statements of Income for the periods indicated:

Derivatives in Cash Flow Hedging Relationships	Location of Gain (Loss) Reclassified from Accumulated Other Comprehensive Income (Loss) into Net Income (Effective Portion)	Years Ended December 31,		
		2014	2013	2012
(Thousands of dollars)				
Continuing Operations				
Commodity contracts	Commodity sales revenues	\$ (21,052)	\$ 1,689	\$ 61,526
Interest-rate contracts	Interest expense	(21,966)	(14,560)	(7,155)
Total gain (loss) reclassified from accumulated other comprehensive income (loss) into net income from continuing operations on derivatives (effective portion)		(43,018)	(12,871)	54,371
Discontinued Operations				
Commodity contracts	Income (loss) from discontinued operations - Commodity sales revenues	(12,803)	17,360	79,336
Commodity contracts	Income (loss) from discontinued operations - Cost of sales and fuel	—	(14,320)	(73,881)
Total gain (loss) reclassified from accumulated other comprehensive income (loss) into net income from discontinued operations on derivatives (effective portion)		(12,803)	3,040	5,455
Total gain (loss) reclassified from accumulated other comprehensive income (loss) into net income on derivatives (effective portion)		\$ (55,821)	\$ (9,831)	\$ 59,826

Ineffectiveness related to our former energy services business' and ONEOK Partners' cash flow hedges was not material for the years ended December 31, 2014, 2013 and 2012. In the event that it becomes probable that a forecasted transaction will not occur, we will discontinue cash flow hedge treatment, which will affect earnings. For the year ended December 31, 2014, we reclassified losses of \$4.6 million, net of taxes of \$3.1 million, to interest expense from accumulated other comprehensive income (loss) due to the discontinuance of cash flow hedge treatment from the de-designation of interest-rate swaps related to the early retirement of long-term debt. See Note I for additional information. For the years ended December 31, 2013 and 2012, there were no gains or losses due to the discontinuance of cash flow hedge treatment in our continuing operations as a result of the underlying transactions being no longer probable.

Fair Value Hedges - In prior years, we terminated various interest-rate swap agreements that had been designated as fair value hedges. The net savings from the termination of these swaps is being recognized in interest expense over the terms of the debt instruments originally hedged. Interest expense savings from the amortization of terminated swaps were \$1.7 million for each of the years ended December 31, 2014, 2013 and 2012.

Credit Risk - In the first quarter 2014, outstanding commodity derivative positions with third parties entered into by our energy services business on ONEOK Partners' behalf were transferred to ONEOK Partners. Beginning in the second quarter 2014, ONEOK Partners enters into all commodity derivative financial contracts directly with unaffiliated third parties.

We and ONEOK Partners monitor the creditworthiness of counterparties and compliance with policies and limits established by our Risk Oversight and Strategy Committee. We and ONEOK Partners maintain credit policies on counterparties that we and

ONEOK Partners believe minimize overall credit risk. These policies include an evaluation of potential counterparties' financial condition (including credit ratings, bond yields and credit default swap rates), collateral requirements under certain circumstances and the use of standardized master-netting agreements that allow us to net the positive and negative exposures associated with a single counterparty. ONEOK Partners has counterparties whose credit is not rated, and for those customers it uses internally developed credit ratings.

Some of ONEOK Partners' financial derivative instruments contain provisions that require it to maintain an investment-grade credit rating from S&P and/or Moody's. If ONEOK Partners' credit ratings on senior unsecured long-term debt were to decline below investment grade, the counterparties to the derivative instruments could request collateralization on derivative instruments in net liability positions. There were no financial derivative instruments with contingent features related to credit risk that were in a net liability position as of December 31, 2014.

The counterparties to ONEOK Partners' derivative contracts consist primarily of major energy companies, financial institutions and commercial and industrial end users. This concentration of counterparties may affect ONEOK Partners' overall exposure to credit risk, either positively or negatively, in that the counterparties may be affected similarly by changes in economic, regulatory or other conditions. Based on ONEOK Partners' policies, exposures, credit and other reserves, it does not anticipate a material adverse effect on its financial position or results of operations as a result of counterparty nonperformance.

At December 31, 2014, the net credit exposure from our derivative assets is primarily with investment-grade companies in the financial services sector.

F. PROPERTY, PLANT AND EQUIPMENT

The following table sets forth our property, plant and equipment for our continuing operations by property type, for the periods indicated:

	Estimated Useful Lives (Years)	December 31, 2014	December 31, 2013
<i>(Thousands of dollars)</i>			
Nonregulated			
Gathering pipelines and related equipment	5 to 40	\$ 2,449,343	\$ 2,173,271
Processing and fractionation and related equipment	3 to 40	2,880,572	2,295,983
Storage and related equipment	5 to 54	478,276	362,704
Transmission pipelines and related equipment	5 to 54	518,585	302,718
General plant and other	2 to 60	364,976	314,919
Construction work in process	—	1,236,138	1,085,185
Regulated			
Storage and related equipment	5 to 54	115,799	135,922
Natural gas transmission pipelines and related equipment	5 to 77	1,478,035	1,420,517
Natural gas liquids transmission pipelines and related equipment	5 to 80	3,822,799	2,049,461
General plant and other	2 to 53	63,424	53,315
Construction work in process	—	194,700	776,261
Property, plant and equipment		13,602,647	10,970,256
Accumulated depreciation and amortization - nonregulated		(1,221,387)	(1,090,268)
Accumulated depreciation and amortization - regulated		(718,823)	(648,034)
Net property, plant and equipment		\$ 11,662,437	\$ 9,231,954

The average depreciation rates for our regulated property are set forth, by segment, in the following table for the periods indicated:

	Years Ended December 31,		
	2014	2013	2012
Natural Gas Liquids	2.0%	2.0%	1.9%
Natural Gas Pipelines	2.1%	2.2%	2.2%

We and ONEOK Partners incurred liabilities for construction work in process that had not been paid at December 31, 2014, 2013 and 2012, of \$187.2 million, \$237.2 million and \$220.2 million, respectively. Such amounts are not included in capital expenditures (less allowance for equity funds used during construction) on the Consolidated Statements of Cash Flows.

G. GOODWILL AND INTANGIBLE ASSETS

Goodwill - The following table sets forth our goodwill by segment for the periods indicated:

	December 31, 2014	December 31, 2013
<i>(Thousands of dollars)</i>		
Natural Gas Gathering and Processing	\$ 122,291	\$ 122,291
Natural Gas Liquids	268,544	268,544
Natural Gas Pipelines	134,700	134,700
Total goodwill	\$ 525,535	\$ 525,535

In September 2013 ONEOK Partners completed the Sage Creek acquisition, which included goodwill of \$20 million and \$72 million for the Natural Gas Gathering and Processing segment and Natural Gas Liquids segment, respectively. For additional information related to the acquisition, see Note C.

Intangible Assets - The following table sets forth the gross carrying amount and accumulated amortization of intangible assets for our continuing operations for the periods indicated:

	December 31, 2014	December 31, 2013
<i>(Thousands of dollars)</i>		
Gross intangible assets	\$ 567,215	\$ 565,215
Accumulated amortization	(78,010)	(66,188)
Net intangible assets	\$ 489,205	\$ 499,027

At December 31, 2014 and 2013, ONEOK Partners has \$333.6 million and \$343.5 million, respectively, of intangible assets related primarily to contracts acquired through acquisitions in the Natural Gas Gathering and Processing and Natural Gas Liquids segments, which are being amortized over a period of 20 to 40 years. The remaining intangible asset balance has an indefinite life. Amortization expense for intangible assets for 2014, 2013 and 2012 was \$11.8 million, \$8.7 million and \$7.7 million, respectively, and the aggregate amortization expense for each of the next five years is estimated to be approximately \$11.8 million.

H. CREDIT FACILITIES AND SHORT-TERM NOTES PAYABLE

ONEOK Credit Agreement - The ONEOK Credit Agreement was amended, effective upon the separation of our natural gas distribution business on January 31, 2014, and will expire in January 2019. This amendment reduced the size of our revolving credit facility to \$300 million from \$1.2 billion and contains certain financial, operational and legal covenants. Among other things, these covenants include maintaining a ratio of indebtedness to Consolidated EBITDA (EBITDA, as defined in our ONEOK Credit Agreement) of no more than 4.0 to 1. Upon breach of certain covenants by us in our ONEOK Credit Agreement, amounts outstanding under our ONEOK Credit Agreement, if any, may become due and payable immediately. At December 31, 2014, ONEOK's ratio of indebtedness to Consolidated EBITDA was 2.3 to 1, and ONEOK was in compliance with all covenants under the ONEOK Credit Agreement. As a result of a reduction in the borrowing capacity of the ONEOK Credit Agreement, we wrote off approximately \$2.9 million in interest expense of previously deferred credit agreement issuance costs in the first quarter 2014.

This ONEOK Credit Agreement includes a \$50 million sublimit for the issuance of standby letters of credit and a \$50 million sublimit for swingline loans. Under the terms of the ONEOK Credit Agreement, ONEOK may request an increase in the size of the facility to an aggregate of \$500 million from \$300 million by either commitments from new lenders or increased commitments from existing lenders. The ONEOK Credit Agreement contains provisions for an applicable margin rate and an annual facility fee, both of which adjust with changes in our credit rating. Based on our current credit rating, borrowings, if any, will accrue interest at LIBOR plus 125 basis points, and the annual facility fee is 25 basis points.

At December 31, 2014, ONEOK had \$1.9 million letters of credit issued. In February 2014, we repaid all commercial paper outstanding, which totaled approximately \$600.5 million, and terminated the program.

ONEOK had no short-term debt outstanding at December 31, 2014.

ONEOK Partners Credit Agreement - The ONEOK Partners Credit Agreement is available for general partnership purposes, including repayment of ONEOK Partners' commercial paper notes, if necessary. Amounts outstanding under ONEOK Partners' commercial paper program reduce the borrowing capacity under the ONEOK Partners Credit Agreement. At December 31, 2014, ONEOK Partners had \$1.1 billion of commercial paper outstanding, \$14.0 million letters of credit issued and no borrowings under the ONEOK Partners Credit Agreement.

The ONEOK Partners Credit Agreement, which was amended and restated effective on January 31, 2014, and expires in January 2019, is a \$1.7 billion revolving credit facility and includes a \$100 million sublimit for the issuance of standby letters of credit, a \$150 million swingline sublimit and an option to request an increase in the size of the facility to an aggregate of \$2.4 billion from \$1.7 billion by either commitments from new lenders or increased commitments from existing lenders. The ONEOK Partners Credit Agreement is available for general partnership purposes. During the second quarter 2014, ONEOK Partners increased the size of its commercial paper program to \$1.7 billion from \$1.2 billion. In addition, in February 2015, ONEOK Partners notified its lenders of its intent to exercise its option to increase the capacity of the facility to an aggregate of \$2.4 billion by increased commitments from existing lenders and/or commitments from one or more new lenders, which is pending lenders' approval. Amounts outstanding under ONEOK Partners' commercial paper program reduce the borrowing capacity under the ONEOK Partners Credit Agreement.

The ONEOK Partners Credit Agreement contains provisions for an applicable margin rate and an annual facility fee, both of which adjust with changes in ONEOK Partners' credit rating. Under the terms of the ONEOK Partners Credit Agreement, based on our current credit rating, borrowings, if any, will accrue at LIBOR plus 117.5 basis points, and the annual facility fee is 20 basis points. The ONEOK Partners Credit Agreement is guaranteed fully and unconditionally by ONEOK Partners' wholly owned subsidiary, the Intermediate Partnership. Borrowings under ONEOK Partners Credit Agreement are nonrecourse to ONEOK.

The ONEOK Partners Credit Agreement contains certain financial, operational and legal covenants that remained substantially the same with the amendment. Among other things, these covenants include maintaining a ratio of indebtedness to adjusted EBITDA (EBITDA, as defined in ONEOK Partners Credit Agreement, adjusted for all noncash charges and increased for projected EBITDA from certain lender-approved capital expansion projects) of no more than 5.0 to 1. If ONEOK Partners consummates one or more acquisitions in which the aggregate purchase price is \$25 million or more, the allowable ratio of indebtedness to adjusted EBITDA will increase to 5.5 to 1 for the quarter of the acquisition and the two following quarters. As a result of the West Texas LPG acquisition ONEOK Partners completed in the fourth quarter 2014, the allowable ratio of indebtedness to adjusted EBITDA increased to 5.5 to 1 through the second quarter 2015. If ONEOK Partners were to breach certain covenants in the ONEOK Partners Credit Agreement, amounts outstanding, if any, may become due and payable immediately. At December 31, 2014, ONEOK Partners' ratio of indebtedness to adjusted EBITDA was 3.7 to 1, and ONEOK Partners was in compliance with all covenants under the ONEOK Partners Credit Agreement.

Neither ONEOK nor ONEOK Partners guarantees the debt or other similar commitments of unaffiliated parties. ONEOK does not guarantee the debt, commercial paper or other similar commitments of ONEOK Partners, and ONEOK Partners does not guarantee the debt, commercial paper or other similar commitments of ONEOK.

ONE Gas Credit Agreement - In December 2013, ONE Gas, while it was a wholly owned subsidiary of ONEOK, entered into the ONE Gas Credit Agreement, which became effective upon the separation of the natural gas distribution business on January 31, 2014.

Upon completion of the separation on January 31, 2014, ONEOK's obligations related to the ONE Gas Credit Agreement terminated.

I. LONG-TERM DEBT

All notes are senior unsecured obligations, ranking equally in right of payment with all of our existing and future unsecured senior indebtedness. The following table sets forth our long-term debt for the periods indicated:

	December 31, 2014	December 31, 2013
<i>(Thousands of dollars)</i>		
ONEOK		
\$400,000 at 5.2% due 2015	\$ —	\$ 400,000
\$700,000 at 4.25% due 2022	547,397	700,000
\$100,000 at 6.5% due 2028	87,619	87,649
\$100,000 at 6.875% due 2028	100,000	100,000
\$400,000 at 6.0% due 2035	400,000	400,000
Total ONEOK senior notes payable	1,135,016	1,687,649
ONEOK Partners		
\$650,000 at 3.25% due 2016	650,000	650,000
\$450,000 at 6.15% due 2016	450,000	450,000
\$400,000 at 2.0% due 2017	400,000	400,000
\$425,000 at 3.2% due 2018	425,000	425,000
\$500,000 at 8.625% due 2019	500,000	500,000
\$900,000 at 3.375 % due 2022	900,000	900,000
\$425,000 at 5.0 % due 2023	425,000	425,000
\$600,000 at 6.65% due 2036	600,000	600,000
\$600,000 at 6.85% due 2037	600,000	600,000
\$650,000 at 6.125% due 2041	650,000	650,000
\$400,000 at 6.2% due 2043	400,000	400,000
Guardian Pipeline		
Average 7.88%, due 2022	59,557	67,208
Total ONEOK Partners senior notes payable	6,059,557	6,067,208
Total long-term notes payable	7,194,573	7,754,857
Unamortized portion of terminated swaps	23,622	25,340
Unamortized debt discount	(14,616)	(15,890)
Current maturities	(10,650)	(10,650)
Long-term debt	\$ 7,192,929	\$ 7,753,657

The aggregate maturities of long-term debt outstanding for the years 2015 through 2019 are shown below:

	ONEOK	ONEOK Partners	Guardian Pipeline	Total
<i>(Millions of dollars)</i>				
2015	\$ 3.0	\$ —	\$ 7.7	\$ 10.7
2016	\$ 3.0	\$ 1,100.0	\$ 7.7	\$ 1,110.7
2017	\$ 3.0	\$ 400.0	\$ 7.7	\$ 410.7
2018	\$ 3.0	\$ 425.0	\$ 7.7	\$ 435.7
2019	\$ 3.0	\$ 500.0	\$ 7.7	\$ 510.7

Additionally, our senior notes due 2028 (6.5 percent) are callable at par at our option from now until maturity.

ONE Gas Debt Issuance - In January 2014, ONE Gas, which at the time was our wholly owned subsidiary, completed a private placement of three series of senior notes aggregating \$1.2 billion, consisting of \$300 million of five-year senior notes at 2.07 percent; \$300 million of 10-year senior notes at 3.61 percent; and \$600 million of 30-year senior notes at 4.658 percent. ONE Gas received approximately \$1.19 billion from the offering, net of issuance costs. Our obligations related to the ONE Gas Senior Notes terminated in connection with the completion of the separation of ONE Gas.

ONEOK Debt Repayment - ONE Gas made a cash payment to ONEOK of approximately \$1.13 billion from the proceeds of the ONE Gas senior notes offering. In February 2014, we retired approximately \$152.5 million of the 4.25 percent senior notes due 2022 through a tender offer. The total amount paid, including fees and other charges, was approximately \$150 million.

In February 2014, we called our \$400 million, 5.2 percent senior notes due in 2015. The full repayment occurred in March 2014 and totaled \$430.1 million, including accrued but unpaid interest to the redemption date. We recorded a loss on extinguishment of \$24.8 million related to the debt retirements, which is included in other expense in our Consolidated Statements of Income.

ONEOK Debt Issuance - In January 2012, we completed an underwritten public offering of \$700 million, 4.25 percent senior notes due 2022. The net proceeds from the offering, after deducting underwriting discounts and offering expenses, of approximately \$694.3 million were used to repay amounts outstanding under our commercial paper program and for general corporate purposes.

ONEOK Debt Covenants - The indentures governing ONEOK's senior notes due 2028 (6.5 percent and 6.875 percent) include an event of default upon acceleration of other indebtedness of \$15 million or more, and the indentures governing the senior notes due 2022 and 2035 include an event of default upon the acceleration of other indebtedness of \$100 million or more. Such events of default would entitle the trustee or the holders of 25 percent in aggregate principal amount of the outstanding senior notes due 2022, 2028 and 2035 to declare those senior notes immediately due and payable in full.

ONEOK may redeem the senior notes due 2028 (6.875 percent) and 2035, in whole or in part, at any time prior to their maturity at a redemption price equal to the principal amount, plus accrued and unpaid interest and a make-whole premium. ONEOK may redeem the senior notes due 2028 (6.5 percent), in whole or in part, at any time prior to their maturity at a redemption price equal to the principal amount, plus accrued and unpaid interest. ONEOK may redeem the remaining balance of its 4.25 percent senior notes due 2022 at a redemption price equal to the principal amount, plus accrued and unpaid interest, starting three months before the maturity date. Prior to this date, ONEOK may redeem these senior notes on the same basis as its other senior notes due 2028 (6.875 percent) and 2035. The redemption price will never be less than 100 percent of the principal amount of the respective note plus accrued and unpaid interest to the redemption date. ONEOK's senior notes due 2022, 2028 and 2035 are senior unsecured obligations, ranking equally in right of payment with all of ONEOK's existing and future unsecured senior indebtedness.

ONEOK Partners' Debt Issuance and Maturities - In September 2013, ONEOK Partners completed an underwritten public offering of \$1.25 billion of senior notes, consisting of \$425 million, 3.2 percent senior notes due 2018, \$425 million, 5.0 percent senior notes due 2023 and \$400 million, 6.2 percent senior notes due 2043. A portion of the net proceeds from the offering of approximately \$1.24 billion was used to repay amounts outstanding under its commercial paper program, and the balance was used for general partnership purposes, including but not limited to capital expenditures.

In September 2012, ONEOK Partners completed an underwritten public offering of \$1.3 billion of senior notes, consisting of \$400 million, 2.0 percent senior notes due 2017 and \$900 million, 3.375 percent senior notes due 2022. A portion of the net proceeds from the offering of approximately \$1.29 billion was used to repay amounts outstanding under its commercial paper program, and the balance was used for general partnership purposes, including but not limited to capital expenditures.

ONEOK Partners repaid its \$350 million, 5.9 percent senior notes at maturity in April 2012 with a portion of the proceeds from its March 2012 equity offering.

ONEOK Partners' Debt Covenants - ONEOK Partners senior notes are governed by an indenture, dated as of September 25, 2006, between ONEOK Partners and Wells Fargo Bank, N.A., the trustee, as supplemented. The indenture does not limit the aggregate principal amount of debt securities that may be issued and provides that debt securities may be issued from time to time in one or more additional series. The indenture contains covenants including, among other provisions, limitations on ONEOK Partners' ability to place liens on its property or assets and to sell and lease back its property. The indenture includes an event of default upon acceleration of other indebtedness of \$100 million or more. Such events of default would entitle the trustee or the holders of 25 percent in aggregate principal amount of any of ONEOK Partners' outstanding senior notes to declare those notes immediately due and payable in full.

ONEOK Partners may redeem its senior notes due 2016 (6.15 percent), 2019, 2036 and 2037, in whole or in part, at any time prior to their maturity at a redemption price equal to the principal amount, plus accrued and unpaid interest and a make-whole premium. The redemption price will never be less than 100 percent of the principal amount of the respective note plus accrued and unpaid interest to the redemption date.

ONEOK Partners may redeem its senior notes due 2017 and its senior notes due 2022 at par starting one month and three months, respectively, before their maturity dates. ONEOK Partners may redeem its senior notes due 2016 (3.25 percent) and 2041 at a redemption price equal to the principal amount, plus accrued and unpaid interest, starting one month and six months, respectively, before their maturity dates. Prior to these dates, ONEOK Partners may redeem these senior notes, in whole or in part, at a redemption price equal to the principal amount, plus accrued and unpaid interest and a make-whole premium. ONEOK Partners may redeem its senior notes due 2018, 2023, and 2043 at par, plus accrued and unpaid interest to the redemption date, starting one month, three months, and six months, respectively, before their maturity dates. Prior to these dates, ONEOK Partners may redeem these notes, in whole or in part, at a redemption price equal to the principal amount, plus accrued and unpaid interest and a make-whole premium. The redemption price will never be less than 100 percent of the principal amount of the respective note plus accrued and unpaid interest to the redemption date.

ONEOK Partners' senior notes are senior unsecured obligations, ranking equally in right of payment with all of ONEOK Partners' existing and future unsecured senior indebtedness, and are structurally subordinate to any of the existing and future debt and other liabilities of any nonguarantor subsidiaries. ONEOK Partners' senior notes are nonrecourse to ONEOK.

ONEOK Partners' Debt Guarantee - ONEOK Partners' senior notes are guaranteed fully and unconditionally on a senior unsecured basis by the Intermediate Partnership. The Intermediate Partnership's guarantee is full and unconditional, subject to certain customary automatic release provisions. The guarantee ranks equally in right of payment to all of the Intermediate Partnership's existing and future unsecured senior indebtedness. ONEOK Partners, L.P. has no significant assets or operations other than its investment in the Intermediate Partnership, which is also consolidated. At December 31, 2014, the Intermediate Partnership held the equity of ONEOK Partners' subsidiaries, as well as a 50 percent interest in Northern Border Pipeline. ONEOK Partners' long-term debt is nonrecourse to ONEOK.

Guardian Pipeline Senior Notes - These senior notes were issued under a master shelf agreement dated November 8, 2001, with certain financial institutions. Principal payments are due quarterly through 2022. These senior notes contain financial covenants that require the maintenance of certain ratios defined in the master shelf agreement based on Guardian Pipeline's financial position and results of operations. Upon any breach of these covenants, all amounts outstanding under the master shelf agreement may become due and payable immediately. At December 31, 2014, Guardian Pipeline was in compliance with its financial covenants.

Other - We amortize premiums, discounts and expenses incurred in connection with the issuance of long-term debt consistent with the terms of the respective debt instrument.

J. EQUITY

Series A and B Convertible Preferred Stock - There are no shares of Series A or Series B Preferred Stock currently issued or outstanding.

Common Stock - At December 31, 2014, we had approximately 363.0 million shares of authorized and unreserved common stock available for issuance.

Dividends - Dividends paid totaled \$443.8 million, \$304.7 million and \$262.0 million for 2014, 2013 and 2012, respectively. The following table sets forth the quarterly dividends per share declared and paid on our common stock for the periods indicated:

	Years Ended December 31,		
	2014	2013	2012
First Quarter	\$ 0.40	\$ 0.36	\$ 0.305
Second Quarter	\$ 0.56	\$ 0.36	\$ 0.305
Third Quarter	\$ 0.575	\$ 0.38	\$ 0.33
Fourth Quarter	\$ 0.59	\$ 0.38	\$ 0.33
Total	\$ 2.125	\$ 1.48	\$ 1.27

Additionally, a quarterly dividend of \$0.605 per share was declared in January 2015, payable in the first quarter 2015.

Stock Repurchase Program - We executed a \$150 million repurchase of approximately 3.4 million shares in September 2012 and did not repurchase any shares of our common stock in 2013 under a stock repurchase program that expired on December 31, 2013.

See Note Q for a discussion of ONEOK Partners' issuance of common units and distributions to noncontrolling interests.

K. ACCUMULATED OTHER COMPREHENSIVE INCOME (LOSS)

The following table sets forth the balance in accumulated other comprehensive income (loss) for the periods indicated:

	Unrealized Gains (Losses) on Energy Marketing and Risk-Management Assets/Liabilities (a)	Unrealized Holding Gains (Losses) on Investment Securities (a)	Pension and Postretirement Benefit Plan Obligations (a) (b)	Accumulated Other Comprehensive Income (Loss) (a)
<i>(Thousands of dollars)</i>				
January 1, 2013	\$ (55,030)	\$ 1,034	\$ (162,802)	\$ (216,798)
Other comprehensive income (loss) before reclassifications	8,842	(177)	37,144	45,809
Amounts reclassified from accumulated other comprehensive income (loss)	3,020	—	45,982	49,002
Other comprehensive income (loss) attributable to ONEOK	11,862	(177)	83,126	94,811
December 31, 2013	(43,168)	857	(79,676)	(121,987)
Other comprehensive income (loss) before reclassifications	(16,225)	98	(33,987)	(50,114)
Amounts reclassified from accumulated other comprehensive income (loss)	22,044	—	10,315	32,359
Other comprehensive income (loss) attributable to ONEOK	5,819	98	(23,672)	(17,755)
Transfer to ONE Gas	—	—	3,389	3,389
December 31, 2014	\$ (37,349)	\$ 955	\$ (99,959)	\$ (136,353)

(a) All amounts are presented net of tax.

(b) Includes amounts related to supplemental executive retirement plan.

The following table sets forth the effect of reclassifications from accumulated other comprehensive income (loss) on our Consolidated Statements of Income for the periods indicated:

Details about Accumulated Other Comprehensive Income (Loss) Components	Years Ended December 31,		Affected Line Item in the Consolidated Statements of Income
	2014	2013	
	(Thousands of dollars)		
Unrealized (gains) losses on energy marketing and risk-management assets/liabilities			
Commodity contracts	\$ 21,052	\$ (1,689)	Commodity sales revenues
Interest-rate contracts	21,966	14,560	Interest expense
	43,018	12,871	Income before income taxes
	(8,977)	(3,081)	Income tax expense
	34,041	9,790	Income from continuing operations
	7,682	(1,864)	Income (loss) from discontinued operations
	41,723	7,926	Net income
Noncontrolling interest	19,679	4,906	Less: Net income attributable to noncontrolling interest
	\$ 22,044	\$ 3,020	Net income attributable to ONEOK
Pension and postretirement benefit plan obligations (a)			
Amortization of net loss	\$ 15,914	\$ 21,407	
Amortization of unrecognized prior service cost	(1,469)	(1,560)	
Amortization of unrecognized net asset at adoption	—	49	
	14,445	19,896	Income before income taxes
	(5,778)	(7,958)	Income tax expense
	8,667	11,938	Income from continuing operations
	1,648	34,044	Income from discontinued operations
	\$ 10,315	\$ 45,982	Net income attributable to ONEOK
Total reclassifications for the period attributable to ONEOK	\$ 32,359	\$ 49,002	Net income attributable to ONEOK

(a) These components of accumulated other comprehensive income (loss) are included in the computation of net periodic benefit cost. See Note N for additional detail of our net periodic benefit cost.

L. EARNINGS PER SHARE

The following tables set forth the computation of basic and diluted EPS from continuing operations for the periods indicated:

	Year Ended December 31, 2014		
	Income	Shares	Per Share Amount
<i>(Thousands, except per share amounts)</i>			
Basic EPS from continuing operations			
Income from continuing operations attributable to ONEOK available for common stock	\$ 319,714	209,391	\$ 1.53
Diluted EPS from continuing operations			
Effect of options and other dilutive securities	—	1,036	
Income from continuing operations attributable to ONEOK available for common stock and common stock equivalents	\$ 319,714	210,427	\$ 1.52

Year Ended December 31, 2013			
	Income	Shares	Per Share Amount
<i>(Thousands, except per share amounts)</i>			
Basic EPS from continuing operations			
Income from continuing operations attributable to ONEOK available for common stock	\$ 278,662	206,044	\$ 1.35
Diluted EPS from continuing operations			
Effect of options and other dilutive securities	—	3,651	
Income from continuing operations attributable to ONEOK available for common stock and common stock equivalents	\$ 278,662	209,695	\$ 1.33

Year Ended December 31, 2012			
	Income	Shares	Per Share Amount
<i>(Thousands, except per share amounts)</i>			
Basic EPS from continuing operations			
Income from continuing operations attributable to ONEOK available for common stock	\$ 294,837	206,140	\$ 1.43
Diluted EPS from continuing operations			
Effect of options and other dilutive securities	—	4,570	
Income from continuing operations attributable to ONEOK available for common stock and common stock equivalents	\$ 294,837	210,710	\$ 1.40

There were no option shares excluded from the calculation of diluted earnings per share for 2014, 2013 and 2012.

M. SHARE-BASED PAYMENTS

The ONEOK, Inc. Equity Compensation Plan (ECP) and the ONEOK, Inc. Long-Term Incentive Plan (LTIP) provide for the granting of stock-based compensation, including incentive stock options, nonstatutory stock options, stock bonus awards, restricted stock awards, restricted stock-unit awards, performance stock awards and performance-unit awards to eligible employees and the granting of stock awards to nonemployee directors. We have reserved 10.0 million and 15.6 million shares of common stock for issuance under the ECP and LTIP, respectively. At December 31, 2014, we had approximately 2.8 million and 1.0 million shares available for issuance under the ECP and LTIP, respectively, which reflect shares issued and estimated shares expected to be issued upon vesting of outstanding awards granted under these plans, less forfeitures. These plans allow for the deferral of awards granted in stock or cash, in accordance with Internal Revenue Code section 409A requirements.

Restricted Stock Units - We have granted restricted stock units to key employees that vest over a three-year period and entitle the grantee to receive shares of our common stock. Restricted stock unit awards are measured at fair value as if they were vested and issued on the grant date, reduced by expected dividend payments and adjusted for estimated forfeitures. No dividends were paid prior to vesting on the restricted stock units granted prior to 2013. Beginning in 2013, restricted stock unit awards granted accrue dividend equivalents in the form of additional restricted stock units prior to vesting. Compensation expense is recognized on a straight-line basis over the vesting period of the award.

Performance-Unit Awards - We have granted performance-unit awards to key employees. The shares of our common stock underlying the performance units vest at the expiration of a period determined by the Executive Compensation Committee if certain performance criteria are met by the company. Outstanding performance units vest at the expiration of a three-year period. Upon vesting, a holder of outstanding performance units is entitled to receive a number of shares of our common stock equal to a percentage (0 percent to 200 percent) of the performance units granted, based on our total shareholder return over the vesting period, compared with the total shareholder return of a peer group of other energy companies over the same period. Compensation expense is recognized on a straight-line basis over the period of the award.

If paid, the outstanding performance unit awards entitle the grantee to receive the grant in shares of our common stock. Our outstanding performance unit awards are equity awards with a market-based condition, which results in the compensation cost for these awards being recognized over the requisite service period, provided that the requisite service period is fulfilled, regardless of when, if ever, the market condition is satisfied. The fair value of these performance units was estimated on the grant date based on a Monte Carlo model. No dividends were paid prior to vesting on performance stock units granted prior to

2013. Beginning in 2013, performance stock unit awards granted accrue dividend equivalents in the form of additional performance units prior to vesting. The compensation expense on these awards only will be adjusted for changes in forfeitures.

Options - No stock options have been granted since 2003. Stock option activity was not material in 2013 and 2012. All previously issued stock options expired or were exercised as of February 2013.

Stock Compensation Plan for Non-Employee Directors

The ONEOK, Inc. Stock Compensation Plan for Non-Employee Directors (the DSCP) provides for the granting of stock options, stock bonus awards, including performance-unit awards, restricted stock awards and restricted stock unit awards. Under the DSCP, these awards may be granted by the Executive Compensation Committee at any time, until grants have been made for all shares authorized under the DSCP. We have reserved a total of 1.4 million shares of common stock for issuance under the DSCP, and at December 31, 2014, we had approximately 1.0 million shares available for issuance under the plan. The maximum number of shares of common stock that can be issued to a participant under the DSCP during any year is 40,000. No performance unit awards or restricted stock awards have been made to nonemployee directors under the DSCP.

General

For all awards outstanding, we used a 3 percent forfeiture rate based on historical forfeitures under our share-based payment plans. We primarily use treasury stock to satisfy our share-based payment obligations.

Compensation cost expensed for our share-based payment plans described above was \$21.3 million, \$34.0 million and \$26.9 million during 2014, 2013 and 2012, respectively, which is net of tax benefits of \$4.9 million, \$12.2 million and \$9.8 million, respectively. Compensation cost expensed included in income from continuing operations for each respective year was \$18.6 million, \$21.1 million, and \$15.1 million, net of tax benefits. Capitalized share-based compensation cost was not material for 2014, 2013 and 2012.

Cash received from the exercise of awards under all share-based payment arrangements was not material for 2014, 2013 and 2012. The tax benefit realized for the anticipated tax deductions of the exercise of share-based payment arrangements was not material for 2014, 2013 and 2012.

Impact of ONE Gas Separation on Stock Compensation Plans

In connection with the separation of our former natural gas distribution business on January 31, 2014, ONEOK entered into an Employee Matters Agreement with ONE Gas, which provides that employees of ONE Gas no longer participate in stock compensation plans sponsored or maintained by ONEOK. Pursuant to the Employee Matters Agreement, we made certain adjustments to the number of our share-based compensation awards, with the intention of preserving the intrinsic value of each award immediately prior to the separation. Unless otherwise indicated, information presented below is on a pre-separation basis and reflects employees and costs of both continuing and discontinued operations.

Restricted Stock Unit Activity

As of December 31, 2014, we had \$7.9 million of total unrecognized compensation cost related to our nonvested restricted stock unit awards, which is expected to be recognized over a weighted-average period of 1.8 years. The following tables set forth activity and various statistics for our restricted stock unit awards:

	Number of Shares	Weighted Average Price
Nonvested December 31, 2013	776,596	\$ 35.27
Granted	145,342	\$ 58.23
Released to participants	(366,302)	\$ 29.07
Forfeited	(28,822)	\$ 43.96
Awards surrendered as a result of the separation	(124,263)	\$ 42.90
Awards granted in conversion as a result of the separation	45,381	\$ —
Nonvested December 31, 2014	447,932	\$ 41.54

	2014	2013	2012
Weighted-average grant date fair value (per share)	\$ 58.23	\$ 47.46	\$ 36.65
Fair value of shares granted (thousands of dollars)	\$ 8,463	\$ 7,940	\$ 11,030

Restricted stock units held by an employee who separated from ONEOK and became an employee of ONE Gas were surrendered as a result of the separation. The number of restricted stock units held by employees who remained with ONEOK following the separation was adjusted by issuing additional units to preserve the intrinsic value of the units immediately prior to the separation.

Performance-Unit Activity

As of December 31, 2014, we had \$13.6 million of total unrecognized compensation cost related to the nonvested performance-unit awards, which is expected to be recognized over a weighted-average period of 1.7 years. The following tables set forth activity and various statistics related to the performance-unit awards and the assumptions used in the valuations of the 2014, 2013 and 2012 grants at the grant date:

	Number of Units	Weighted Average Price
Nonvested December 31, 2013	1,652,145	\$ 41.10
Granted	186,436	\$ 64.75
Released to participants	(743,897)	\$ 34.68
Forfeited	(53,927)	\$ 48.99
Awards surrendered as a result of the separation	(265,750)	\$ 47.62
Awards granted in conversion as a result of the separation	97,723	\$ —
Nonvested December 31, 2014	872,730	\$ 44.55

	2014	2013	2012
Volatility (a)	25.48%	22.27%	27.00%
Dividend Yield	2.63%	3.04%	2.86%
Risk-free Interest Rate	0.69%	0.42%	0.38%

(a) - Volatility was based on historical volatility over three years using daily stock price observations.

	2014	2013	2012
Weighted-average grant date fair value (per share)	\$ 64.75	\$ 52.34	\$ 42.39
Fair value of shares granted (thousands of dollars)	\$ 12,071	\$ 19,742	\$ 25,466

Performance-unit awards held by employees who separated from ONEOK and became employees of ONE Gas were surrendered as a result of the separation. The number of performance unit awards held by employees who remained with ONEOK following the separation was adjusted by issuing additional units to preserve the intrinsic value of the performance units immediately prior to the separation.

Employee Stock Purchase Plan

We have reserved a total of 11.6 million shares of common stock for issuance under our ONEOK, Inc. Employee Stock Purchase Plan (the ESPP). Subject to certain exclusions, all full-time employees are eligible to participate in the ESPP. Employees can choose to have up to 10 percent of their annual base pay withheld to purchase our common stock, subject to terms and limitations of the plan. The Executive Compensation Committee may allow contributions to be made by other means, provided that in no event will contributions from all means exceed 10 percent of the employee's annual base pay. The purchase price of the stock is 85 percent of the lower of its grant date or exercise date market price. Approximately 67 percent, 52 percent and 55 percent of employees participated in the plan in 2014, 2013 and 2012, respectively. Compensation expense for continuing operations for the ESPP was not material in 2014, 2013 and 2012. Under the plan, we sold 110,592 shares at \$43.85 in 2014, 254,960 shares at \$35.97 per share in 2013 and 256,490 shares at \$35.97 per share in 2012.

For those employees who separated from ONEOK and became employees of ONE Gas, their enrollment in the plan was terminated upon the separation. Employees who separated from ONEOK and became employees of ONE Gas received shares of ONEOK common stock at the end of the offering period based upon the contributions made while employed at ONEOK.

There was no impact to enrollment for those employees who remained at ONEOK. The grant date market price for ONEOK stock was adjusted to reflect the impact of the distribution of ONE Gas shares.

Employee Stock Award Program

Under our Employee Stock Award Program, we issued, for no monetary consideration, to all eligible employees one share of our common stock when the per-share closing price of our common stock on the NYSE was for the first time at or above \$13 per share. The total number of shares of our common stock available for issuance under this program was 900,000. Shares issued to employees under this program during 2014, 2013 and 2012 totaled 49,864, 63,975 and 42,467 respectively, and compensation expense related to the Employee Stock Award Plan was \$2.1 million, \$3.6 million and \$1.9 million in 2014, 2013 and 2012, respectively.

Deferred Compensation Plan for Non-Employee Directors

The ONEOK, Inc. Nonqualified Deferred Compensation Plan for Non-Employee Directors provides our nonemployee directors the option to defer all or a portion of their compensation for their service on our Board of Directors. Under the plan, directors may elect either a cash deferral option or a phantom stock option. Under the cash deferral option, directors may defer the receipt of all or a portion of their annual retainer fees, plus accrued interest. Under the phantom stock option, directors may defer all or a portion of their annual retainer fees and receive such fees on a deferred basis in the form of shares of common stock under our Long-Term Incentive Plan or Equity Compensation Plan. Shares are distributed to nonemployee directors at the fair market value of our common stock at the date of distribution.

Deferred shares associated with vested restricted stock unit awards or performance unit awards held by directors or employees were treated in the same manner as regular shareholders in connection with the ONE Gas separation, by crediting one deferred share of ONE Gas common stock for every four deferred shares of ONEOK common stock.

N. EMPLOYEE BENEFIT PLANS

Retirement and Postretirement Benefit Plans

Retirement Plans - We have a defined benefit pension plan covering employees hired before January 1, 2005. Employees hired after December 31, 2004, and employees who accepted a one-time opportunity to opt out of our pension plan are covered by our Profit-Sharing Plan. In addition, we have a supplemental executive retirement plan for the benefit of certain officers. No new participants in our supplemental executive retirement plan have been approved since 2005, and effective January 2014 the plan formally was closed to new participants. We fund our pension costs at a level needed to maintain or exceed the minimum funding levels required by the Employee Retirement Income Security Act of 1974, as amended, and the Pension Protection Act of 2006.

Postretirement Benefit Plans - We sponsor health and welfare plans that provide postretirement medical and life insurance benefits to certain employees who retire with at least five years of service. The postretirement medical plan is contributory based on hire date, age and years of service, with retiree contributions adjusted periodically, and contains other cost-sharing features such as deductibles and coinsurance.

Obligations and Funded Status - The following tables set forth our pension and postretirement benefit plans benefit obligations and fair value of plan assets for our continuing operations for the periods indicated:

	Pension Benefits		Postretirement Benefits	
	December 31,		December 31,	
	2014	2013	2014	2013
Change in Benefit Obligation	<i>(Thousands of dollars)</i>			
Benefit obligation, beginning of period	\$ 361,578	\$ 383,979	\$ 50,232	\$ 56,843
Service cost	7,238	6,127	710	458
Interest cost	18,324	15,626	2,433	1,164
Plan participants' contributions	—	—	1,537	730
Actuarial loss (gain)	42,891	(32,120)	6,822	(5,833)
Benefits paid	(12,101)	(12,034)	(4,815)	(3,130)
Other adjustments	(3,749)	—	(256)	—
Benefit obligation, end of period	414,181	361,578	56,663	50,232
Change in Plan Assets				
Fair value of plan assets, beginning of period	274,936	243,525	28,626	24,147
Actual return on plan assets	17,619	43,445	1,765	4,481
Employer contributions	—	—	2,000	147
Plan participants' contributions	—	—	1,233	—
Benefits paid	(12,101)	(12,034)	(3,968)	(149)
Other adjustments	(2,886)	—	(227)	—
Fair value of assets, end of period	277,568	274,936	29,429	28,626
Balance at December 31	\$ (136,613)	\$ (86,642)	\$ (27,234)	\$ (21,606)
Current liabilities	\$ (4,634)	\$ (4,645)	\$ —	\$ —
Noncurrent liabilities	(131,979)	(81,997)	(27,234)	(21,606)
Balance at December 31	\$ (136,613)	\$ (86,642)	\$ (27,234)	\$ (21,606)

The table above includes the supplemental executive retirement plan obligation. ONEOK has investments included in Other assets on the Consolidated Balance Sheets, which totaled \$82.4 million and \$77.3 million at December 31, 2014 and 2013, respectively, for the purpose of funding the obligation. These assets are excluded from the table above as those are not assets of the supplemental executive retirement plan.

In connection with the separation of the natural gas distribution business, ONEOK entered into an Employee Matters Agreement with ONE Gas, which provides that employees of ONE Gas no longer participate in benefit plans sponsored or maintained by ONEOK as of January 1, 2014. The ONEOK defined benefit pension plans and postretirement benefit plans transferred an allocable portion of assets and obligations related to those employees transferring as employees to ONE Gas to newly established trusts for the ONE Gas plans. This resulted in a decrease in ONEOK's sponsored qualified and nonqualified pension and postretirement plan obligations of approximately \$1.1 billion and a decrease in ONEOK's sponsored pension and postretirement plan assets of approximately \$1.0 billion. Additionally, as a result of the transfer of unrecognized losses to ONE Gas, ONEOK's deferred income taxes and regulatory assets decreased approximately \$86.0 million and \$331.1 million, respectively. The accumulated benefit obligation for our pension plans for our continuing operations was \$393.3 million and \$343.2 million at December 31, 2014 and 2013, respectively.

There are no plan assets expected to be withdrawn and returned to us in 2015.

Components of Net Periodic Benefit Cost - The following tables set forth the components of net periodic benefit cost for our pension and postretirement benefit plans for our continuing operations for the periods indicated:

	Pension Benefits		
	Years Ended December 31,		
	2014	2013	2012
	(Thousands of dollars)		
Components of net periodic benefit cost			
Service cost	\$ 7,238	\$ 6,127	\$ 5,633
Interest cost	18,324	15,626	17,205
Expected return on assets	(19,526)	(19,874)	(20,595)
Amortization of prior service cost	193	239	252
Amortization of net loss	15,078	19,016	14,403
Net periodic benefit cost	\$ 21,307	\$ 21,134	\$ 16,898

	Postretirement Benefits		
	Years Ended December 31,		
	2014	2013	2012
	(Thousands of dollars)		
Components of net periodic benefit cost			
Service cost	\$ 710	\$ 458	\$ 414
Interest cost	2,433	1,164	1,158
Expected return on assets	(2,163)	(1,218)	(891)
Amortization of unrecognized net asset at adoption	—	49	169
Amortization of prior service cost	(1,662)	(1,799)	(2,493)
Amortization of net loss	836	2,391	2,975
Net periodic benefit cost	\$ 154	\$ 1,045	\$ 1,332

Other Comprehensive Income (Loss) - The following tables set forth the amounts recognized in other comprehensive income (loss) related to our pension benefits and postretirement benefits for our continuing operations for the periods indicated:

	Pension Benefits		
	Years Ended December 31,		
	2014	2013	2012
	<i>(Thousands of dollars)</i>		
Net gain (loss) arising during the period	\$ (49,293)	\$ 51,874	\$ (29,625)
Amortization of prior service credit	193	239	252
Amortization of net loss	15,078	19,016	14,403
Deferred income taxes	13,609	(28,452)	5,988
Total recognized in other comprehensive income (loss)	\$ (20,413)	\$ 42,677	\$ (8,982)

	Postretirement Benefits		
	Years Ended December 31,		
	2014	2013	2012
	<i>(Thousands of dollars)</i>		
Net gain (loss) arising during the period	\$ (7,220)	\$ 9,096	\$ (2,423)
Amortization of transition obligation	—	49	169
Amortization of prior service cost	(1,662)	(1,799)	(2,493)
Amortization of net loss	836	2,391	2,975
Deferred income taxes	3,218	(3,895)	709
Total recognized in other comprehensive income (loss)	\$ (4,828)	\$ 5,842	\$ (1,063)

The table below sets forth the amounts in accumulated other comprehensive income (loss) that had not yet been recognized as components of net periodic benefit expense for our continuing operations for the periods indicated:

	Pension Benefits		Postretirement Benefits	
	December 31,		December 31,	
	2014	2013	2014	2013
<i>(Thousands of dollars)</i>				
Prior service credit (cost)	\$ (94)	\$ (287)	\$ 6,873	\$ 8,535
Accumulated loss	(156,985)	(122,770)	(16,396)	(10,012)
Accumulated other comprehensive loss	(157,079)	(123,057)	(9,523)	(1,477)
Deferred income taxes	62,832	49,223	3,811	591
Accumulated other comprehensive loss, net of tax	\$ (94,247)	\$ (73,834)	\$ (5,712)	\$ (886)

The following table sets forth the amounts recognized in accumulated comprehensive income (loss) expected to be recognized as components of net periodic benefit expense for our continuing operations in the next fiscal year.

	Pension Benefits	Postretirement Benefits
Amounts to be recognized in 2015	<i>(Thousands of dollars)</i>	
Prior service (credit) cost	\$ 94	\$ (1,662)
Net loss	\$ 15,981	\$ 1,743

Actuarial Assumptions - The following table sets forth the weighted-average assumptions used to determine benefit obligations for pension and postretirement benefits for the periods indicated:

	Pension Benefits		Postretirement Benefits	
	December 31,		December 31,	
	2014	2013	2014	2013
Discount rate	4.50%	5.25%	4.25%	5.00%
Compensation increase rate	3.15%	3.20%	3.15%	3.20%

The following table sets forth the weighted-average assumptions used to determine net periodic benefit costs for the periods indicated:

	Years Ended December 31,		
	2014	2013	2012
Discount rate - pension plans	5.25%	4.25%	5.00%
Discount rate - postretirement plans	5.00%	4.00%	5.00%
Expected long-term return on plan assets	7.75%	8.25%	8.25%
Compensation increase rate	3.20%	3.50%	3.80%

We determine our overall expected long-term rate of return on plan assets, based on our review of historical returns and economic growth models.

We determine our discount rates annually. We estimate our discount rate based upon a comparison of the expected cash flows associated with our future payments under our pension and postretirement obligations to a hypothetical bond portfolio created using high-quality bonds that closely match expected cash flows. Bond portfolios are developed by selecting a bond for each of the next 60 years based on the maturity dates of the bonds. Bonds selected to be included in the portfolios are only those rated by Moody's as AA- or better and exclude callable bonds, bonds with less than a minimum issue size, yield outliers and other filtering criteria to remove unsuitable bonds.

Health Care Cost Trend Rates - The following table sets forth the assumed health care cost-trend rates for the periods indicated:

	2014	2013
Health care cost-trend rate assumed for next year	4.0% - 7.75%	4.0% - 8.25%
Rate to which the cost-trend rate is assumed to decline (the ultimate trend rate)	4.0% - 5.0%	5.0%
Year that the rate reaches the ultimate trend rate	2022	2022

Assumed health care cost-trend rates have an impact on the amounts reported for our health care plans. A one percentage point change in assumed health care cost-trend rates would have the following effects on our continuing operations:

	One Percentage Point Increase	One Percentage Point Decrease
<i>(Thousands of dollars)</i>		
Effect on total of service and interest cost	\$ 74	\$ (67)
Effect on postretirement benefit obligation	\$ 1,131	\$ (1,025)

Plan Assets - Our investment strategy is to invest plan assets in accordance with sound investment practices that emphasize long-term fundamentals. The goal of this strategy is to maximize investment returns while managing risk in order to meet the plan's current and projected financial obligations. The investment policy follows a glide path approach toward liability-driven investing that shifts a higher portfolio weighting to fixed income as the plan's funded status increases. The purpose of liability-driven investing is to structure the asset portfolio to more closely resemble the pension liability and thereby more effectively hedge against changes in the liability. The plan's current investments include a diverse blend of various domestic and international equities, investments in various classes of debt securities, insurance contracts and venture capital. The target allocation for the assets of our pension plan as of December 31, 2014, is as follows:

U.S. large-cap equities	37%
Aggregate bonds	24%
Developed foreign large-cap equities	10%
Alternative investments	8%
Mid-cap equities	6%
Emerging markets equities	5%
Small-cap equities	4%
High-yield bonds	3%
Developed foreign bonds	2%
Emerging market bonds	1%
Total	100%

As part of our risk management for the plans, minimums and maximums have been set for each of the asset classes listed above. All investment managers for the plan are subject to certain restrictions on the securities they purchase and, with the exception of indexing purposes, are prohibited from owning our stock.

The following tables set forth our pension benefits and postretirement benefits plan assets by fair value category for our continuing operations as of the measurement date:

Asset Category	Pension Benefits December 31, 2014			
	Level 1	Level 2	Level 3	Total
<i>(Thousands of dollars)</i>				
Investments:				
Equity securities (a)	\$ 160,421	\$ 15,315	\$ —	\$ 175,736
Government obligations	—	21,044	—	21,044
Corporate obligations (b)	—	55,948	—	55,948
Cash and money market funds (c)	4,610	—	—	4,610
Other investments (d)	—	—	20,230	20,230
Total assets	\$ 165,031	\$ 92,307	\$ 20,230	\$ 277,568

(a) - This category represents securities of the respective market sector from diverse industries.

(b) - This category represents bonds from diverse industries.

(c) - This category is primarily money market funds.

(d) - This category represents alternative investments.

Asset Category	Pension Benefits December 31, 2013			
	Level 1	Level 2	Level 3	Total
<i>(Thousands of dollars)</i>				
Investments:				
Equity securities (a)	\$ 178,329	\$ 15,809	\$ —	\$ 194,138
Government obligations	—	29,160	—	29,160
Corporate obligations (b)	—	25,005	—	25,005
Cash and money market funds (c)	7,258	—	—	7,258
Other investments (d)	—	—	19,375	19,375
Total assets	\$ 185,587	\$ 69,974	\$ 19,375	\$ 274,936

(a) - This category represents securities of the respective market sector from diverse industries.

(b) - This category represents bonds from diverse industries.

(c) - This category is primarily money market funds.

(d) - This category represents alternative investments.

Asset Category	Postretirement Benefits December 31, 2014			
	Level 1	Level 2	Level 3	Total
<i>(Thousands of dollars)</i>				
Investments:				
Equity securities (a)	\$ 1,599	\$ —	\$ —	\$ 1,599
Cash and money market funds	1,644	—	—	1,644
Insurance and group annuity contracts	—	26,186	—	26,186
Total assets	\$ 3,243	\$ 26,186	\$ —	\$ 29,429

(a) - This category represents securities of the respective market sector from diverse industries.

Asset Category	Postretirement Benefits December 31, 2013			
	Level 1	Level 2	Level 3	Total
<i>(Thousands of dollars)</i>				
Investments:				
Equity securities (a)	\$ 1,464	\$ —	\$ —	\$ 1,464
Cash and money market funds (b)	1,300	—	—	1,300
Insurance and group annuity contracts	—	25,862	—	25,862
Total assets	\$ 2,764	\$ 25,862	\$ —	\$ 28,626

(a) - This category represents securities of the respective market sector from diverse industries.

(b) - This category represents money market funds.

The following tables set forth the reconciliation of Level 3 fair value measurements of our pension plan for our continuing operations for the periods indicated:

	Pension Benefits	
	Years Ended December 31,	
	2014	2013
	<i>(Thousands of dollars)</i>	
Fair value of plan assets at beginning of period	\$ 19,375	\$ 17,842
Net realized and unrealized gains (losses)	855	1,533
Fair value of plan assets at end of period	\$ 20,230	\$ 19,375

Contributions - During 2014, we made no contributions to our defined benefit pension plan and \$2.0 million in contributions to our postretirement benefit plans for our continuing operations. At December 31, 2014, we expect to make \$1.5 million in contributions to our defined benefit pension plan and postretirement plans in 2015.

Pension and Postretirement Benefit Payments - Benefit payments for our pension and postretirement benefit plans for the period ending December 31, 2014, were \$12.1 million and \$4.8 million, respectively. The following table sets forth the pension benefits and postretirement benefits payments expected to be paid in 2015-2024 for our continuing operations:

	Pension Benefits	Postretirement Benefits
	<i>(Thousands of dollars)</i>	
Benefits to be paid in:		
2015	\$ 13,928	\$ 2,865
2016	\$ 14,914	\$ 3,011
2017	\$ 15,887	\$ 3,260
2018	\$ 16,979	\$ 3,442
2019	\$ 18,025	\$ 3,601
2020 through 2024	\$ 104,652	\$ 19,023

The expected benefits to be paid are based on the same assumptions used to measure our benefit obligation at December 31, 2014, and include estimated future employee service.

Other Employee Benefit Plans

401(k) Plan - We have a 401(k) Plan covering all employees, and employee contributions are discretionary. We match 100 percent of employee contributions up to 6 percent of each participant's eligible compensation, subject to certain limits. Our contributions made to the plan for our continuing operations were \$9.3 million, \$8.4 million and \$7.6 million in 2014, 2013 and 2012, respectively.

Profit-Sharing Plan - We have a profit-sharing plan (Profit-Sharing Plan) for all employees hired after December 31, 2004. Employees who were employed prior to January 1, 2005, were given a one-time opportunity to make an irrevocable election to participate in the Profit-Sharing Plan and not accrue any additional benefits under our defined benefit pension plan after December 31, 2004. We plan to make a contribution to the Profit-Sharing Plan each quarter equal to 1 percent of each participant's eligible compensation during the quarter. Additional discretionary employer contributions may be made at the end of each year. Employee contributions are not allowed under the plan. Our contributions made to the plan for our continuing operations were \$4.6 million, \$3.4 million and \$4.4 million in 2014, 2013 and 2012, respectively.

Nonqualified Deferred Compensation Plan - The Nonqualified Deferred Compensation Plan provides select employees, as approved by our Chief Executive Officer, with the option to defer portions of their compensation and provides nonqualified deferred compensation benefits that are not available due to limitations on employer and employee contributions to qualified defined contribution plans under the federal tax laws. Our contributions made to the plan were not material in 2014, 2013 and 2012.

O. INCOME TAXES

The following table sets forth our provisions for income taxes for the periods indicated:

	Years Ended December 31,		
	2014	2013	2012
Current income taxes	<i>(Thousands of dollars)</i>		
Federal	\$ 10,180	\$ (9,531)	\$ 41,246
State	3,311	1,812	1,798
Total current income taxes from continuing operations	13,491	(7,719)	43,044
Deferred income taxes			
Federal	152,352	156,818	134,208
State	(14,685)	16,981	3,506
Total deferred income taxes from continuing operations	137,667	173,799	137,714
Total provision for income taxes from continuing operations	151,158	166,080	180,758
Discontinued operations	7,567	(2,698)	43,186
Total provision for income taxes	\$ 158,725	\$ 163,382	\$ 223,944

The following table is a reconciliation of our income tax provision from continuing operations for the periods indicated:

	Years Ended December 31,		
	2014	2013	2012
	<i>(Thousands of dollars)</i>		
Income from continuing operations before income taxes	\$ 819,873	\$ 755,170	\$ 858,506
Less: Net income attributable to noncontrolling interest	349,001	310,428	382,911
Income from continuing operations attributable to ONEOK before income taxes	470,872	444,742	475,595
Federal statutory income tax rate	35%	35%	35%
Provision for federal income taxes	164,805	155,660	166,458
State income taxes, net of federal tax benefit	14,278	12,102	7,908
State deferred tax rate change, net of valuation allowance	(25,653)	—	—
Other, net	(2,272)	(1,682)	6,392
Income tax provision from continuing operations	\$ 151,158	\$ 166,080	\$ 180,758

The following table sets forth the tax effects of temporary differences that gave rise to significant portions of the deferred tax assets and liabilities for our continuing operations for the periods indicated:

	December 31, 2014	December 31, 2013
Deferred tax assets	<i>(Thousands of dollars)</i>	
Employee benefits and other accrued liabilities	\$ 81,905	\$ 78,136
Federal net operating loss	80,851	12,484
State net operating loss and benefits	38,429	38,322
Derivative instruments	22,511	22,872
Other	13,133	7,582
Total deferred tax assets	236,829	159,396
Valuation allowance for state tax credits		
Carryforward expected to expire prior to utilization	(8,807)	—
Net deferred tax assets	228,022	159,396
Deferred tax liabilities		
Excess of tax over book depreciation	89,379	60,725
Investment in partnerships	1,466,456	1,217,605
Regulatory assets	1,961	2,625
Total deferred tax liabilities	1,557,796	1,280,955
Net deferred tax liabilities before discontinued operations	1,329,774	1,121,559
Discontinued operations	(35,559)	775,862
Net deferred tax liabilities	\$ 1,294,215	\$ 1,897,421

We have changed our presentation of deferred tax assets related to timing differences arising from balances in accumulated other comprehensive income to separately present amounts from pension and other postretirement benefit plans and derivative financial instruments. Prior periods have been recast to conform to the current year presentation.

Our income tax payable balance at December 31, 2014, was not material. We had income taxes receivable of approximately \$24.7 million at December 31, 2013.

Tax benefits related to net operating loss (NOL) carryforwards will begin expiring in 2032. We believe that it is more likely than not that the tax benefits of the net operating loss carryforwards will be utilized prior to their expirations; therefore, no valuation allowance is necessary.

Deferred tax assets related to tax benefits of employee share-based compensation have been reduced for performance share units and restricted share units that vested in periods in which ONEOK was in an NOL position. This vesting resulted in tax deductions in excess of previously recorded benefits based on the performance share unit and restricted share unit value at the time of grant. Although these additional tax benefits are reflected in NOL carryforwards in the tax return, the additional tax benefit is not recognized until the deduction reduces taxes payable. A portion of the tax benefit does not reduce ONEOK's current taxes payable due to NOL carryforwards; accordingly, these tax benefits are not reflected in ONEOK's NOLs in deferred tax assets. Cumulative tax benefits included in NOL carryforwards but not reflected in deferred tax assets were \$54.3 million as of December 31, 2014, and \$35.9 million as of December 31, 2013.

ONE Gas Separation - ONE Gas was included in our consolidated federal and state income tax returns through the date of the separation. Any changes to the estimated ONE Gas taxes at the separation date will result in a reimbursement between us and ONE Gas under the terms of the tax sharing agreement. We are principally responsible for managing any income tax audits by the various tax jurisdictions for periods prior to the separation.

Deferred tax liabilities and deferred income tax expense were reduced by \$34.6 million in the first quarter 2014 primarily due to a reduction in our estimate of the effective state income tax rate to reflect a change in the mix of taxable income in the states in which we now operate, resulting from the separation of our former natural gas distribution business and the wind down of our energy services business. We also recorded a valuation allowance of \$8.2 million in the first quarter 2014 for state tax credits as it is more likely than not that we will not be able to utilize these credits as a result of the separation of our former natural gas distribution business and the wind down of our energy services business. Together, these adjustments resulted in a net \$26.4 million reduction in deferred tax liabilities and deferred income tax expense.

P. UNCONSOLIDATED AFFILIATES

Investments in Unconsolidated Affiliates - The following table sets forth ONEOK Partners' investments in unconsolidated affiliates for the periods indicated:

	Net Ownership Interest	December 31, 2014	December 31, 2013
<i>(Thousands of dollars)</i>			
Northern Border Pipeline	50%	\$ 387,253	\$ 404,803
Overland Pass Pipeline Company	50%	466,977	466,671
Fort Union Gas Gathering	37%	127,876	125,220
Bighorn Gas Gathering	49%	7,924	87,837
Other	Various	142,623	145,307
Investments in unconsolidated affiliates (a)		\$ 1,132,653	\$ 1,229,838

(a) - Equity method goodwill (Note A) was \$170.9 million and \$224.3 million at December 31, 2014 and 2013, respectively.

Equity Earnings from Investments - The following table sets forth ONEOK Partners' equity earnings from investments for the periods indicated:

	Years Ended December 31,		
	2014	2013	2012
<i>(Thousands of dollars)</i>			
Share of investee earnings (loss)			
Northern Border Pipeline	\$ 69,819	\$ 65,046	\$ 72,705
Overland Pass Pipeline Company	25,906	20,461	20,043
Fort Union Gas Gathering	16,619	15,826	17,218
Bighorn Gas Gathering (a)	(25,621)	1,952	3,820
Other	7,701	7,232	9,238
Total share of investee earnings	94,424	110,517	123,024
Impairment of investment in Bighorn Gas Gathering	(53,421)	—	—
Equity earnings from investments	\$ 41,003	\$ 110,517	\$ 123,024

(a) Includes proportionate share of investee impairment of long-lived assets charge of \$23.0 million in 2014.

Unconsolidated Affiliates Financial Information - The following tables set forth summarized combined financial information of ONEOK Partners' unconsolidated affiliates for the periods indicated:

	December 31, 2014	December 31, 2013
<i>(Thousands of dollars)</i>		
Balance Sheet		
Current assets	\$ 153,293	\$ 155,310
Property, plant and equipment, net	\$ 2,440,714	\$ 2,557,571
Other noncurrent assets	\$ 35,668	\$ 34,478
Current liabilities	\$ 95,026	\$ 98,967
Long-term debt	\$ 428,385	\$ 442,103
Other noncurrent liabilities	\$ 73,767	\$ 58,221
Accumulated other comprehensive loss	\$ (2,063)	\$ (2,291)
Owners' equity	\$ 2,034,560	\$ 2,150,359

	Years Ended December 31,		
	2014	2013	2012
	(Thousands of dollars)		
Income Statement			
Operating revenues	\$ 548,491	\$ 528,665	\$ 573,197
Operating expenses (a)	\$ 309,990	\$ 256,292	\$ 269,858
Net income (a)	\$ 214,410	\$ 248,998	\$ 279,766
Distributions paid to us	\$ 139,019	\$ 137,498	\$ 155,741

(a) Includes long-lived asset impairment charge on Bighorn Gas Gathering in 2014.

ONEOK Partners' incurred expenses in transactions with unconsolidated affiliates of \$62.0 million, \$53.8 million and \$36.1 million for 2014, 2013 and 2012, respectively, primarily related to Overland Pass Pipeline Company and Northern Border Pipeline. Accounts payable to ONEOK Partners' equity method investees at December 31, 2014 and 2013, was \$20.5 million and \$6.9 million, respectively.

Overland Pass Pipeline Company - The Overland Pass Pipeline Company limited liability company agreement provides that distributions to Overland Pass Pipeline Company's members are to be made on a pro rata basis according to each member's percentage interest. The Overland Pass Pipeline Company Management Committee determines the amount and timing of such distributions. Any changes to, or suspensions of, cash distributions from Overland Pass Pipeline Company requires the unanimous approval of the Overland Pass Pipeline Management Committee. Cash distributions are equal to 100 percent of available cash as defined in the limited liability company agreement.

Northern Border Pipeline - The Northern Border Pipeline partnership agreement provides that distributions to Northern Border Pipeline's partners are to be made on a pro rata basis according to each partner's percentage interest. The Northern Border Pipeline Management Committee determines the amount and timing of such distributions. Any changes to, or suspension of, the cash distribution policy of Northern Border Pipeline requires the unanimous approval of the Northern Border Pipeline Management Committee. Cash distributions are equal to 100 percent of distributable cash flow as determined from Northern Border Pipeline's financial statements based upon EBITDA, less interest expense and maintenance capital expenditures. Loans or other advances from Northern Border Pipeline to its partners or affiliates are prohibited under its credit agreement.

During 2013, ONEOK Partners made equity contributions to Northern Border Pipeline of approximately \$30.8 million.

In September 2012, Northern Border Pipeline filed with the FERC a settlement with its customers to modify its transportation rates. In January 2013, the settlement was approved and the new rates became effective January 1, 2013. The new long-term transportation rates are approximately 11 percent lower compared with previous rates.

Bighorn Gas Gathering - Producers have primarily focused their development efforts on crude oil and NGL-rich supply basins rather than areas with dry natural gas production, such as the coal-bed methane areas in the Powder River Basin. The reduced coal-bed methane development activities and natural production declines in the dry natural gas formations of the Powder River Basin have resulted in lower natural gas volumes available to be gathered. While the reserve potential in the dry natural gas formations of the Powder River Basin still exists, future drilling and development in this area will be affected by commodity prices and producers' alternative prospects.

During 2014, the volumes gathered on the Bighorn Gas Gathering system, in which ONEOK Partners owns a 49 percent equity interest and which has operations in the coal-bed methane areas of the Powder River Basin, declined at a rate greater than in prior periods and greater than expected. Due to these additional declines in volumes, Bighorn Gas Gathering recorded an impairment of its underlying assets in September 2014, when the operator determined that the volume decline would be sustained for the foreseeable future. As a result of these developments, ONEOK Partners reviewed its equity method investment in Bighorn Gas Gathering for impairment as of September 30, 2014. ONEOK Partners recorded noncash impairment charges of \$76.4 million related to Bighorn Gas Gathering. The noncash impairment charges are included in equity earnings from investments in our accompanying Consolidated Statements of Income. The net book value of ONEOK Partners' equity method investment in Bighorn Gas Gathering is \$7.9 million at December 31, 2014, and no equity method goodwill remains. We determined there were no impairments to investments in unconsolidated affiliates in 2013 or 2012.

A continued decline in volumes gathered in the coal-bed methane area of the Powder River Basin may reduce ONEOK Partners' ability to recover the carrying value of its equity investments in this area and could result in additional noncash

charges to earnings. The net book value of ONEOK Partners' remaining equity method investments in this dry natural gas area is \$206.0 million, which includes \$130.5 million of equity method goodwill. We expect the commodity price environment to remain depressed for at least the near term, which has caused producers to announce plans for reduced drilling for crude oil and natural gas, which we expect will slow volume growth or reduce volumes of natural gas delivered to systems owned by our equity method investments.

Q. ONEOK PARTNERS

Ownership Interest in ONEOK Partners - Our ownership interest in ONEOK Partners is shown in the table below as of December 31, 2014:

General partner interest	2.0%
Limited partner interest (a)	35.8%
Total ownership interest	37.8%

(a) - Represents 19.8 million common units and approximately 73.0 million Class B units, which are convertible, at our option, into common units.

Equity Issuances - In May 2014, ONEOK Partners completed an underwritten public offering of approximately 13.9 million common units at a public offering price of \$52.94 per common unit, generating net proceeds of approximately \$714.5 million. In conjunction with this issuance, we contributed approximately \$15.0 million in order to maintain our 2 percent general partner interest in ONEOK Partners. ONEOK Partners used the proceeds to repay commercial paper, fund its capital expenditures and for general partnership purposes.

ONEOK Partners has an "at-the-market" equity program for the offer and sale from time to time of its common units. In November 2014, ONEOK Partners entered into an equity distribution agreement in the aggregate amount of \$650 million. The program allows ONEOK Partners to offer and sell its common units at prices it deems appropriate through a sales agent. Sales of common units are made by means of ordinary brokers' transactions on the NYSE, in block transactions, or as otherwise agreed to between ONEOK Partners and the sales agent. ONEOK Partners is under no obligation to offer and sell common units under the program. During 2014, ONEOK Partners utilized the remainder of its previous equity distribution agreement in the aggregate amount of \$300 million. At December 31, 2014, ONEOK Partners had approximately \$514 million of registered common units available for issuance under its "at-the-market" equity program.

During the year ended December 31, 2014, ONEOK Partners sold approximately 7.9 million common units through its "at-the-market" equity program. The net proceeds, including our contribution to maintain our 2 percent general partner interest in ONEOK Partners, were approximately \$402.1 million, which were used for general partnership purposes.

As a result of these transactions, our aggregate ownership interest in ONEOK Partners decreased to 37.8 percent at December 31, 2014, from 41.2 percent at December 31, 2013.

In August 2013, ONEOK Partners completed an underwritten public offering of 11.5 million common units at a public offering price of \$49.61 per common unit, generating net proceeds of approximately \$553.4 million. In conjunction with this issuance, ONEOK Partners GP contributed approximately \$11.6 million in order to maintain its 2 percent general partner interest in ONEOK Partners. ONEOK Partners used a portion of the proceeds from its August 2013 equity issuance to repay amounts outstanding under its commercial paper program and the balance was used for general partnership purposes.

During the year ended December 31, 2013, ONEOK Partners sold approximately 681 thousand common units through its "at-the-market" equity program. The net proceeds, including our contribution to maintain our 2 percent general partner interest in ONEOK Partners, were approximately \$36.1 million, which were used for general partnership purposes.

In March 2012, ONEOK Partners completed an underwritten public offering of 8.0 million common units at a public offering price of \$59.27 per common unit, generating net proceeds of approximately \$460 million. ONEOK Partners also sold 8.0 million common units to us in a private placement, generating net proceeds of approximately \$460 million. In conjunction with the issuances, ONEOK Partners GP contributed approximately \$19 million in order to maintain its 2 percent general partner interest in ONEOK Partners. ONEOK Partners used the net proceeds from the issuances to repay \$295 million of borrowings under its commercial paper program, to repay amounts on the maturity of its \$350 million, 5.9 percent senior notes due in April 2012 and for other general partnership purposes, including capital expenditures. As a result of these transactions, our aggregate ownership interest in ONEOK Partners increased to 43.4 percent in December 31, 2012, from 42.8 percent at December 31, 2011.

We account for the difference between the carrying amount of our investment in ONEOK Partners and the underlying book value arising from issuance of common units by ONEOK Partners as an equity transaction. If ONEOK Partners issues common units at a price different than our carrying value per unit, we account for the premium or deficiency as an adjustment to paid-in capital. As a result of ONEOK Partners' issuance of common units, we recognized an increase to paid-in capital of approximately \$156.1 million, net of taxes, in 2014 and an increase to paid-in capital of approximately \$87.3 million, net of taxes, in 2013, and a decrease to paid-in capital of approximately \$51.1 million, net of taxes, in 2012.

Cash Distributions - We receive distributions from ONEOK Partners on our common and Class B units and our 2 percent general partner interest, which includes our incentive distribution rights. Under ONEOK Partners' partnership agreement, as amended, distributions are made to the partners with respect to each calendar quarter in an amount equal to 100 percent of available cash as defined in the ONEOK Partners partnership agreement (Partnership Agreement), as amended. Available cash generally will be distributed 98 percent to limited partners and 2 percent to the general partner. The general partner's percentage interest in quarterly distributions is increased after certain specified target levels are met during the quarter. Under the incentive distribution provisions, as set forth in ONEOK Partners' partnership agreement, as amended, the general partner receives:

- 15 percent of amounts distributed in excess of \$0.3025 per unit;
- 25 percent of amounts distributed in excess of \$0.3575 per unit; and
- 50 percent of amounts distributed in excess of \$0.4675 per unit.

The following table shows ONEOK Partners' distributions paid during the periods indicated:

	Years Ended December 31,		
	2014	2013	2012
	<i>(Thousands, except per unit amounts)</i>		
Distribution per unit	\$ 3.01	\$ 2.87	\$ 2.59
General partner distributions	\$ 21,044	\$ 18,193	\$ 15,217
Incentive distributions	304,999	251,664	186,130
Distributions to general partner	326,043	269,857	201,347
Limited partner distributions to ONEOK	279,292	266,302	235,442
Limited partner distributions to noncontrolling interest	446,910	373,554	324,123
Total distributions paid	\$ 1,052,245	\$ 909,713	\$ 760,912

ONEOK Partners' distributions are declared and paid within 45 days of the end of each quarter. The following table shows ONEOK Partners' distributions declared for the periods indicated:

	Years Ended December 31,		
	2014	2013	2012
	<i>(Thousands, except per unit amounts)</i>		
Distribution per unit	\$ 3.07	\$ 2.89	\$ 2.69
General partner distributions	\$ 22,109	\$ 18,625	\$ 16,355
Incentive distributions	326,022	259,466	210,095
Distributions to general partner	348,131	278,091	226,450
Limited partner distributions to ONEOK	284,860	268,157	249,600
Limited partner distributions to noncontrolling interest	472,466	384,988	341,704
Total distributions declared	\$ 1,105,457	\$ 931,236	\$ 817,754

Relationship - We consolidate ONEOK Partners in our consolidated financial statements; however, we are restricted from the assets and cash flows of ONEOK Partners except for the distributions we receive. Distributions are declared quarterly by ONEOK Partners' general partner based on the terms of the ONEOK Partners partnership agreement. See Note S for more information on ONEOK Partners' results.

Affiliate Transactions - Prior to the wind down of the energy services business, ONEOK Partners sold natural gas from its natural gas gathering and processing operations to our former energy services business. In addition, a portion of ONEOK Partners' revenues from its natural gas pipelines business were from our former energy services and natural gas distribution businesses, which contracted with ONEOK Partners for natural gas transportation and storage services. ONEOK Partners also

purchased natural gas from our former energy services business for its natural gas liquids and its natural gas gathering and processing operations. While these transactions were eliminated in consolidation in prior periods, they are now reflected as affiliate transactions and not eliminated in consolidation for all periods presented as these transactions have continued with either ONE Gas or other unaffiliated third parties. See Note B for additional information.

We provide a variety of services to our affiliates, including cash management and financial services, employee benefits, legal and administrative services by our employees and management, insurance and office space leased in our headquarters building and other field locations. Where costs are incurred specifically on behalf of an affiliate, the costs are billed directly to the affiliate by us. In other situations, the costs may be allocated to the affiliates through a variety of methods, depending upon the nature of the expenses and the activities of the affiliates. Beginning in the second quarter 2014, we allocate substantially all of our general overhead costs to ONEOK Partners as a result of the separation of our former natural gas distribution business and the wind down of our former energy services business in the first quarter 2014. For the first quarter 2014 and years ended December 31, 2013 and 2012, it is not practicable to determine what these general overhead costs would be on a stand-alone basis.

The following table shows ONEOK Partners' transactions with us for the periods indicated:

	Years Ended December 31,		
	2014	2013	2012
	<i>(Thousands of dollars)</i>		
Revenues	\$ 53,526	\$ 340,743	\$ 352,099
Expenses			
Cost of sales and fuel	\$ 10,835	\$ 37,963	\$ 33,094
Administrative and general expenses	330,541	265,448	246,050
Total expenses	\$ 341,376	\$ 303,411	\$ 279,144

Prior to the ONE Gas separation, ONEOK Partners provided natural gas sales and transportation and storage services to our former natural gas distribution business. Prior to February 1, 2014, these revenues and related costs were eliminated in consolidation. Beginning February 1, 2014, these revenues represent third-party transactions with ONE Gas and are not eliminated in consolidation, as such sales and services have continued subsequent to the separation and are expected to continue in future periods. Prior to the completion of the energy services wind down, ONEOK Partners provided natural gas and natural gas liquids sales and transportation and storage services to our energy services business. While these transactions were eliminated in consolidation in previous periods, they are now reflected as affiliate transactions and not eliminated in consolidation as these transactions have continued with third parties. See Note B for additional detail on these revenues.

R. COMMITMENTS AND CONTINGENCIES

Commitments - Operating leases represent future minimum lease payments under noncancelable leases covering office space, pipeline equipment, and vehicles. Rental expense in 2014, 2013 and 2012 was not material. ONEOK and ONEOK Partners have no material operating leases. Firm transportation and storage contracts are fixed-price contracts that provide us with firm transportation and storage capacity. The following table sets forth ONEOK Partners' firm transportation and storage contract payments for our continuing operations for the periods indicated:

ONEOK Partners	Firm Transportation and Storage Contracts
	<i>(Millions of dollars)</i>
2015	\$ 33.6
2016	32.1
2017	30.4
2018	29.4
2019	28.8
Thereafter	68.5
Total	\$ 222.8

Environmental Matters - ONEOK Partners is subject to multiple historical preservation, wildlife preservation and environmental laws and/or regulations that affect many aspects of our present and future operations. Regulated activities include, but are not limited to, those involving air emissions, storm water and wastewater discharges, handling and disposal of solid and hazardous wastes, wetland preservation, hazardous materials transportation, and pipeline and facility construction. These laws and regulations require ONEOK Partners to obtain and/or comply with a wide variety of environmental clearances, registrations, licenses, permits and other approvals. Failure to comply with these laws, regulations, licenses and permits may expose ONEOK Partners to fines, penalties and/or interruptions in our operations that could be material to its results of operations. For example, if a leak or spill of hazardous substances or petroleum products occurs from pipelines or facilities that ONEOK Partners owns, operates or otherwise uses, ONEOK Partners could be held jointly and severally liable for all resulting liabilities, including response, investigation and cleanup costs, which could affect materially its results of operations and cash flows. In addition, emissions controls and/or other regulatory or permitting mandates under the Clean Air Act and other similar federal and state laws could require unexpected capital expenditures at ONEOK Partners' facilities. ONEOK Partners cannot assure that existing environmental statutes and regulations will not be revised or that new regulations will not be adopted or become applicable to it.

In June 2013, the Executive Office of the President of the United States (the President) issued the President's Climate Action Plan, which includes, among other things, plans for further regulatory actions to reduce carbon emissions from various sources. On March 28, 2014, the President released the Climate Action Plan - Strategy to Reduce Methane Emissions (Methane Strategy) that lists a number of actions the federal agencies will undertake to continue to reduce above-ground methane emissions from several industries, including the oil and natural gas sectors. The proposed measures outlined in the Methane Strategy include, without limitation, the following: collaboration with the states to encourage emission reductions; standards to minimize natural gas venting and flaring on public lands; policy recommendations for reducing emissions from energy infrastructure to increase the performance of the nation's energy transmission, storage and distribution systems; and continued efforts by PHMSA to require pipeline operators to take steps to eliminate leaks and prevent accidental methane releases and evaluate the progress of states in replacing cast-iron pipelines. The impact of any such regulatory actions on ONEOK Partners' facilities and operations is unknown. ONEOK Partners continues to monitor these developments and the impact they may have on its businesses. Revised or additional statutes or regulations that result in increased compliance costs or additional operating restrictions could have a significant impact on ONEOK Partners' business, financial position, results of operations and cash flows.

Our expenditures for environmental assessment, mitigation, remediation and compliance to date have not been significant in relation to our financial position, results of operations or cash flows, and our expenditures related to environmental matters have had no material effects on earnings or cash flows during 2014, 2013 or 2012.

The EPA's "Tailoring Rule" regulates GHG emissions at new or modified facilities that meet certain criteria. Affected facilities are required to review best available control technology (BACT), conduct air-quality analysis, impact analysis and public reviews with respect to such emissions. At current emission threshold levels, this rule has had a minimal impact on ONEOK Partners' existing facilities. In addition, on June 23, 2014, the Supreme Court of the United States, in a case styled, *Utility Air Regulatory Group v. EPA*, 530 U.S. (2014), held that an industrial facility's potential to emit GHG emissions alone cannot subject a facility to the permitting requirements for major stationary source provisions of the Clean Air Act. The decision invalidated the EPA's current Triggering and Tailoring Rule for GHG Prevention of Significant Deterioration (PSD) and Title V requirements as applied to facilities considered major sources only for GHGs. However, the Court also ruled that to the extent a source pursues a capital project (new construction or expansion of existing facility), which otherwise subjects the source to major source PSD permitting for conventional criteria pollutants, the permitting authorities may impose BACT analysis and emission limits for GHGs from those sources. ONEOK Partners is in the process of evaluating the effects the decision and related pending judicial proceedings at the lower court level may have on its existing operations and the opportunities it creates for design decisions for new project applications.

In July 2011, the EPA issued a proposed rule that would change the air emissions New Source Performance Standards, also known as NSPS, and Maximum Achievable Control Technology requirements applicable to the oil and natural gas industry, including natural gas production, processing, transmission and underground storage sectors. In April 2012, the EPA released the final rule, which includes new NSPS and air toxic standards for a variety of sources within natural gas processing plants, oil and natural gas production facilities and natural gas transmission stations. The rule also regulates emissions from the hydraulic fracturing of wells for the first time. The EPA's final rule reflects significant changes from the proposal issued in 2011 and allows for more manageable compliance options. The NSPS final rule became effective in October 2012, but the dates for compliance vary and depend in part upon the type of affected facility and the date of construction, reconstruction or modification.

The rule was most recently amended in December 2014. The EPA has indicated that further amendments may be issued in 2015. Based on the amendments, ONEOK Partners' understanding of pending stakeholder responses to the NSPS rule and the proposed rule-making, ONEOK Partners does not anticipate a material impact to its anticipated capital, operations and maintenance costs resulting from compliance with the regulation. However, the EPA may issue additional responses, amendments and/or policy guidance on the final rule, which could alter its present expectations. Generally, the NSPS rule will require expenditures for updated emissions controls, monitoring and record-keeping requirements at affected facilities in the crude oil and natural gas industry. ONEOK Partners does not expect these expenditures will have a material impact on its results of operations, financial position or cash flows.

Pipeline Safety - ONEOK Partners is subject to PHMSA regulations, including pipeline asset integrity-management regulations. The Pipeline Safety Improvement Act of 2002 requires pipeline companies operating high-pressure pipelines to perform integrity assessments on pipeline segments that pass through densely populated areas or near specifically designated high-consequence areas. In January 2012, The Pipeline Safety, Regulatory Certainty and Job Creation Act of 2011 was signed into law. The law increased maximum penalties for violating federal pipeline safety regulations and directs the DOT and Secretary of Transportation to conduct further review or studies on issues that may or may not be material to ONEOK Partners. These issues include but are not limited to the following:

- an evaluation on whether hazardous natural gas liquids and natural gas pipeline integrity-management requirements should be expanded beyond current high-consequence areas;
- a review of all natural gas and hazardous natural gas liquids gathering pipeline exemptions;
- a verification of records for pipelines in class 3 and 4 locations and high-consequence areas to confirm maximum allowable operating pressures; and
- a requirement to test previously untested pipelines operating above 30 percent yield strength in high-consequence areas.

The potential capital and operating expenditures related to this legislation, the associated regulations or other new pipeline safety regulations are unknown.

Legal Proceedings - Gas Index Pricing Litigation - As previously reported, ONEOK and its subsidiary, OESC, along with several other energy companies, are defending multiple lawsuits arising from alleged market manipulation or false reporting of natural gas prices to natural gas-index publications. On April 10, 2013, the United States Court of Appeals for the Ninth Circuit reversed the summary judgments that had been granted in favor of ONEOK, OESC and other unaffiliated defendants in the following cases: *Reorganized FLI*, *Learjet*, *Arandell*, *Heartland* and *NewPage*. The Ninth Circuit also reversed the summary judgment that had been granted in favor of OESC on all state law claims asserted in the Sinclair case. The Ninth Circuit remanded the cases back to the United States District Court for the District of Nevada for further proceedings. ONEOK, OESC and the other unaffiliated defendants filed a Petition for Writ of Certiorari with the United States Supreme Court on August 26, 2013, seeking review of the Ninth Circuit decision. The Ninth Circuit has ordered the cases stayed until the final disposition of the Petition for Writ of Certiorari. On July 1, 2014, the United States Supreme Court granted the Petition for Writ of Certiorari. Oral arguments were heard by the United States Supreme Court on January 12, 2015, and we expect a decision by mid-2015.

Because of the uncertainty surrounding the Gas Index Pricing Litigation, including an insufficient description of the purported classes and other related matters, we cannot reasonably estimate a range of potential exposures at this time. However, it is reasonably possible that the ultimate resolution of these matters could result in future charges that may be material to our results of operations.

Other Legal Proceedings - We are a party to various other litigation matters and claims that have arisen in the normal course of our operations. While the results of these various other litigation matters and claims cannot be predicted with certainty, we believe the reasonably possible losses on such matters, individually and in the aggregate, are not material. Additionally, we believe the probable final outcome of such matters will not have a material adverse effect on our consolidated results of operations, financial position or cash flows.

ONE Gas Separation - In connection with the separation of ONE Gas, we entered into a Separation and Distribution Agreement with ONE Gas, which sets forth the agreements between us and ONE Gas regarding the principal transactions necessary to effect the separation, including cross-indemnities between us and ONE Gas. In general, we agreed to indemnify ONE Gas for any liabilities relating to our business following the separation, including ONEOK Partners and our energy services business, and ONE Gas agreed to indemnify us for liabilities relating to the natural gas distribution business. If a liability does not relate to either our remaining business or to ONE Gas, then we and ONE Gas will each be responsible for a portion of such liability.

In addition, we entered into a Transition Services Agreement with ONE Gas. Under this agreement, ONEOK and ONE Gas agreed to provide each other with various services, including services relating to treasury and risk management, accounting, human resources and payroll management, tax compliance, telecommunications services and information technology services.

S. SEGMENTS

Segment Descriptions - Following the separation of our natural gas distribution business into ONE Gas and wind down of our energy services business, our chief operating decision maker reviews the financial performance of each of the three businesses of ONEOK Partners on a regular basis to assess the performance of, and allocate resources to, ONEOK Partners. As a result, our reportable segments have changed to reflect the three business segments of ONEOK Partners. Prior periods presented have been recast to conform to the current presentation

Our reportable business segments are the following:

- the Natural Gas Gathering and Processing segment gathers and processes natural gas;
- the Natural Gas Liquids segment gathers, treats, fractionates and transports NGLs and stores, markets and distributes NGL products; and
- the Natural Gas Pipelines segment operates regulated interstate and intrastate natural gas transmission pipelines and natural gas storage facilities.

Other and eliminations consist of the operating and leasing operations of our headquarters building and related parking facility and other amounts needed to reconcile our reportable segments to our consolidated financial statements.

Accounting Policies - We evaluate performance based principally on each segment's operating income and equity earnings. The accounting policies of the segments are the same as those described in Note A. Intersegment and affiliate sales are recorded on the same basis as sales to unaffiliated customers and are discussed in further detail in Note Q. Net margin is comprised of total revenues less cost of sales and fuel. Cost of sales and fuel includes commodity purchases, fuel, storage and transportation costs. Revenues from sales and services provided by ONEOK Partners to our former natural gas distribution business, which were previously eliminated in consolidation, are now reported as third-party revenues for all periods presented.

Customers - The primary customers of the Natural Gas Gathering and Processing segment are major and independent crude oil and natural gas production companies. The Natural Gas Liquids segment's customers are primarily NGL and natural gas gathering and processing companies, major and independent crude oil and natural gas production companies, propane distributors, ethanol producers and petrochemical, refining and NGL marketing companies. The Natural Gas Pipelines segment's customers include natural gas distribution, electric-generation, natural gas marketing, industrial and major and independent crude oil and natural gas production companies.

For the years ended December 31, 2014, 2013 and 2012, ONEOK Partners had no single customer from which it received 10 percent or more of our consolidated revenues.

Operating Segment Information - The following tables set forth certain selected financial information for our operating segments for the periods indicated:

Year Ended December 31, 2014	Natural Gas Gathering and Processing	Natural Gas Liquids (a)	Natural Gas Pipelines (b)	Other and Eliminations (c)	Total
<i>(Thousands of dollars)</i>					
Sales to unaffiliated customers	\$ 1,478,729	\$ 10,329,609	\$ 329,801	\$ 3,426	\$ 12,141,565
Sales to affiliated customers	41,214	—	12,312	—	53,526
Intersegment revenues	1,447,665	215,772	8,343	(1,671,780)	—
Total revenues	\$ 2,967,608	\$ 10,545,381	\$ 350,456	\$ (1,668,354)	\$ 12,195,091
Net margin	\$ 661,885	\$ 1,110,085	\$ 328,521	\$ 6,052	\$ 2,106,543
Operating costs	257,658	296,402	111,037	9,790	674,887
Depreciation and amortization	123,847	124,071	43,318	3,448	294,684
Gain (loss) on sale of assets	219	(572)	6,786	166	6,599
Operating income	\$ 280,599	\$ 689,040	\$ 180,952	\$ (7,020)	\$ 1,143,571
Equity earnings (loss) from investments	\$ (56,141)	\$ 27,326	\$ 69,818	\$ —	\$ 41,003
Investments in unconsolidated affiliates	\$ 254,818	\$ 490,582	\$ 387,253	\$ —	\$ 1,132,653
Total assets	\$ 4,727,201	\$ 8,082,692	\$ 1,823,917	\$ 670,750	\$ 15,304,560
Noncontrolling interests in consolidated subsidiaries	\$ 4,251	\$ 163,671	\$ —	\$ 3,245,846	\$ 3,413,768
Capital expenditures	\$ 898,896	\$ 798,048	\$ 42,991	\$ 39,215	\$ 1,779,150

(a) - The Natural Gas Liquids segment has regulated and nonregulated operations. The Natural Gas Liquids segment's regulated operations had revenues of \$695.9 million, of which \$598.1 million was related to sales within the segment, net margin of \$386.5 million and operating income of \$196.1 million.

(b) - The Natural Gas Pipelines segment has regulated and nonregulated operations. The Natural Gas Pipelines segment's regulated operations had revenues of \$290.0 million, net margin of \$242.3 million and operating income of \$106.5 million.

(c) - Other and Eliminations includes assets and capital expenditures of discontinued operations of \$28.0 million and \$23.9 million, respectively.

Year Ended December 31, 2013	Natural Gas Gathering and Processing	Natural Gas Liquids (a)	Natural Gas Pipelines (b)	Other and Eliminations (c)	Total
<i>(Thousands of dollars)</i>					
Sales to unaffiliated customers	\$ 665,169	\$ 10,644,117	\$ 219,244	\$ 2,606	\$ 11,531,136
Sales to affiliated customers	238,600	—	102,143	—	340,743
Intersegment revenues	1,147,713	133,910	4,127	(1,285,750)	—
Total revenues	\$ 2,051,482	\$ 10,778,027	\$ 325,514	\$ (1,283,144)	\$ 11,871,879
Net margin	\$ 500,627	\$ 869,938	\$ 285,719	\$ (6,618)	\$ 1,649,666
Operating costs	193,293	236,638	101,182	10,473	541,586
Depreciation and amortization	103,962	89,240	43,541	2,600	239,343
Gain (loss) on sale of assets	436	843	10,602	—	11,881
Operating income	\$ 203,808	\$ 544,903	\$ 151,598	\$ (19,691)	\$ 880,618
Equity earnings from investments	\$ 23,493	\$ 21,978	\$ 65,046	\$ —	\$ 110,517
Investments in unconsolidated affiliates	\$ 333,179	\$ 491,856	\$ 404,803	\$ —	\$ 1,229,838
Total assets	\$ 3,949,813	\$ 6,938,633	\$ 1,817,675	\$ 5,035,360	\$ 17,741,481
Noncontrolling interests in consolidated subsidiaries	\$ 4,521	\$ —	\$ —	\$ 2,502,808	\$ 2,507,329
Capital expenditures	\$ 774,379	\$ 1,128,345	\$ 34,699	\$ 319,162	\$ 2,256,585

(a) - The Natural Gas Liquids segment has regulated and nonregulated operations. The Natural Gas Liquids segment's regulated operations had revenues of \$534.8 million, of which \$449.9 million was related to sales within the segment, net margin of \$327.4 million and operating income of \$190.5 million.

(b) - The Natural Gas Pipelines segment has regulated and nonregulated operations. The Natural Gas Pipelines segment's regulated operations had revenues of \$246.9 million, net margin of \$217.6 million and operating income of \$90.5 million.

(c) - Other and Eliminations includes assets and capital expenditures of discontinued operations of \$4.4 billion and \$292.1 million, respectively.

Year Ended December 31, 2012	Natural Gas Gathering and Processing	Natural Gas Liquids (a)	Natural Gas Pipelines (b)	Other and Eliminations (c)	Total
<i>(Thousands of dollars)</i>					
Sales to unaffiliated customers	\$ 436,629	\$ 9,176,389	\$ 217,034	\$ 1,970	\$ 9,832,022
Sales to affiliated customers	253,136	—	98,963	—	352,099
Intersegment revenues	825,948	80,274	4,388	(910,610)	—
Total revenues	\$ 1,515,713	\$ 9,256,663	\$ 320,385	\$ (908,640)	\$ 10,184,121
Net margin	\$ 455,170	\$ 907,340	\$ 286,060	\$ (4,768)	\$ 1,643,802
Operating costs	164,033	223,844	101,899	1,949	491,725
Depreciation and amortization	83,031	74,344	45,726	2,233	205,334
Gain (loss) on sale of assets	2,278	(932)	5,390	—	6,736
Operating income	\$ 210,384	\$ 608,220	\$ 143,825	\$ (8,950)	\$ 953,479
Equity earnings from investments	\$ 29,103	\$ 20,701	\$ 73,220	\$ —	\$ 123,024
Investments in unconsolidated affiliates	\$ 333,210	\$ 494,878	\$ 393,317	\$ —	\$ 1,221,405
Total assets	\$ 3,040,198	\$ 5,620,420	\$ 1,812,711	\$ 5,427,644	\$ 15,900,973
Noncontrolling interests in consolidated subsidiaries	\$ 4,752	\$ —	\$ —	\$ 2,098,089	\$ 2,102,841
Capital expenditures	\$ 566,126	\$ 968,549	\$ 25,383	\$ 306,095	\$ 1,866,153

(a) - The Natural Gas Liquids segment has regulated and nonregulated operations. The Natural Gas Liquids segment's regulated operations had revenues of \$470.6 million, of which \$397.7 million related to sales within the segment, net margin of \$276.3 million and operating income of \$162.8 million.

(b) - The Natural Gas Pipelines segment has regulated and nonregulated operations. The Natural Gas Pipelines segment's regulated operations had revenues of \$251.5 million, net margin of \$220.3 million and operating income of \$99.3 million.

(c) - Other and Eliminations includes assets and capital expenditures of discontinued operations of \$4.5 billion and \$280.3 million, respectively.

T. QUARTERLY FINANCIAL DATA (UNAUDITED)

Year Ended December 31, 2014	First Quarter	Second Quarter	Third Quarter	Fourth Quarter
<i>(Thousands of dollars except per share amounts)</i>				
Total revenues	\$ 3,163,296	\$ 3,066,882	\$ 3,120,145	\$ 2,844,768
Net margin	\$ 510,627	\$ 495,480	\$ 536,941	\$ 563,495
Income from continuing operations	\$ 204,737	\$ 148,760	\$ 114,452	\$ 200,766
Income (loss) from discontinued operations, net of tax	\$ 1,774	\$ (8,009)	\$ (171)	\$ 799
Net income	\$ 206,511	\$ 140,751	\$ 114,281	\$ 201,565
Net income attributable to ONEOK	\$ 93,515	\$ 61,590	\$ 64,458	\$ 94,544
Earnings per share total				
Basic	\$ 0.45	\$ 0.29	\$ 0.31	\$ 0.45
Diluted	\$ 0.45	\$ 0.29	\$ 0.31	\$ 0.45

Year Ended December 31, 2013	First Quarter	Second Quarter	Third Quarter	Fourth Quarter
<i>(Thousands of dollars except per share amounts)</i>				
Total revenues	\$ 2,517,955	\$ 2,768,984	\$ 3,135,381	\$ 3,449,559
Net margin	\$ 371,107	\$ 412,758	\$ 424,222	\$ 441,579
Income from continuing operations	\$ 110,503	\$ 153,777	\$ 157,824	\$ 166,986
Income (loss) from discontinued operations, net of tax	\$ 55,202	\$ (74,282)	\$ (10,126)	\$ 17,077
Net income	\$ 165,705	\$ 79,495	\$ 147,698	\$ 184,063
Net income attributable to ONEOK	\$ 112,521	\$ 919	\$ 62,356	\$ 90,737
Earnings per share total				
Basic	\$ 0.55	\$ —	\$ 0.30	\$ 0.44
Diluted	\$ 0.54	\$ —	\$ 0.30	\$ 0.43

ITEM 9. CHANGES IN AND DISAGREEMENTS WITH ACCOUNTANTS ON ACCOUNTING AND FINANCIAL DISCLOSURE

None.

ITEM 9A. CONTROLS AND PROCEDURES

Evaluation of Disclosure Controls and Procedures

Our Chief Executive Officer (Principal Executive Officer) and Chief Financial Officer (Principal Financial Officer) have concluded that our disclosure controls and procedures were effective as of the end of the period covered by this report based on the evaluation of the controls and procedures required by Rule 13a-15(b) of the Exchange Act.

Management's Report on Internal Control Over Financial Reporting

Our management is responsible for establishing and maintaining adequate internal control over financial reporting, as such term is defined in Exchange Act Rule 13a-15(f). Under the supervision and with the participation of our management, including our Principal Executive Officer and Principal Financial Officer, we evaluated the effectiveness of our internal control over financial reporting based on the framework in *Internal Control-Integrated Framework (2013)* issued by the Committee of Sponsoring Organizations of the Treadway Commission. Because of inherent limitations, internal control over financial reporting may not prevent or detect misstatements. Also, projections of any evaluation of effectiveness to future periods are subject to the risk that controls may become inadequate because of changes in conditions, or that the degree of compliance with the policies or procedures may deteriorate. Based on our evaluation under that framework and applicable SEC rules, our management concluded that our internal control over financial reporting was effective as of December 31, 2014.

The effectiveness of our internal control over financial reporting as of December 31, 2014, has been audited by PricewaterhouseCoopers LLP, an independent registered public accounting firm, as stated in their report which is included herein (Item 8).

Changes in Internal Control Over Financial Reporting

There have been no changes in our internal control over financial reporting during the quarter ended December 31, 2014, that have materially affected, or are reasonably likely to materially affect, our internal control over financial reporting.

ITEM 9B. OTHER INFORMATION

Not applicable.

PART III

ITEM 10. DIRECTORS, EXECUTIVE OFFICERS AND CORPORATE GOVERNANCE

Directors of the Registrant

Information concerning our directors is set forth in our 2015 definitive Proxy Statement and is incorporated herein by this reference.

Executive Officers of the Registrant

Information concerning our executive officers is included in Part I, Item 1, Business, of this Annual Report.

Compliance with Section 16(a) of the Exchange Act

Information on compliance with Section 16(a) of the Exchange Act is set forth in our 2015 definitive Proxy Statement and is incorporated herein by this reference.

Code of Ethics

Information concerning the code of ethics, or code of business conduct, is set forth in our 2015 definitive Proxy Statement and is incorporated herein by this reference.

Nominating Committee Procedures

Information concerning the Nominating Committee procedures is set forth in our 2015 definitive Proxy Statement and is incorporated herein by this reference.

Audit Committee

Information concerning the Audit Committee is set forth in our 2015 definitive Proxy Statement and is incorporated herein by this reference.

Audit Committee Financial Experts

Information concerning the Audit Committee Financial Experts is set forth in our 2015 definitive Proxy Statement and is incorporated herein by this reference.

ITEM 11. EXECUTIVE COMPENSATION

Information on executive compensation is set forth in our 2015 definitive Proxy Statement and is incorporated herein by this reference.

ITEM 12. SECURITY OWNERSHIP OF CERTAIN BENEFICIAL OWNERS AND MANAGEMENT AND RELATED STOCKHOLDER MATTERS

Security Ownership of Certain Beneficial Owners

Information concerning the ownership of certain beneficial owners is set forth in our 2015 definitive Proxy Statement and is incorporated herein by this reference.

Security Ownership of Management

Information on security ownership of directors and officers is set forth in our 2015 definitive Proxy Statement and is incorporated herein by this reference.

Equity Compensation Plan Information

The following table sets forth certain information concerning our equity compensation plans as of December 31, 2014:

Plan Category	Number of Securities to be Issued Upon Exercise of Outstanding Options, Warrants and Rights (a)	Weighted-Average Exercise Price of Outstanding Options, Warrants and Rights (b)	Number of Securities Remaining Available For Future Issuance Under Equity Compensation Plans (Excluding Securities in Column (a)) (c)
Equity compensation plans approved by security holders (1)	3,300,215	\$ 29.61	7,847,642
Equity compensation plans not approved by security holders (2)	498,728	\$ 42.75 (3)	1,007,204
Total	3,798,943	\$ 31.33	8,854,846

- (1) - Includes shares granted under our Employee Stock Purchase Plan and Employee Stock Award Program, and stock options, restricted stock incentive units and performance-unit awards granted under our Long-Term Incentive Plan and Equity Compensation Plan. For a brief description of the material features of these plans, see Note M of the Notes to Consolidated Financial Statements in this Annual Report. Column (c) includes 2,521,982, 263,489, 1,300,732 and 3,761,439 shares available for future issuance under our Employee Stock Purchase Plan, Employee Stock Award Program, Long-Term Incentive Plan and Equity Compensation Plan, respectively.
- (2) - Includes our Employee Non-Qualified Deferred Compensation Plan, Deferred Compensation Plan for Non-Employee Directors and Stock Compensation Plan for Non-Employee Directors. For a brief description of the material features of these plans, see Note M of the Notes to Consolidated Financial Statements in this Annual Report.
- (3) - Compensation deferred into our common stock under our Employee Non-Qualified Deferred Compensation Plan and Deferred Compensation Plan for Non-Employee Directors is distributed to participants at fair market value on the date of distribution. The price used for these plans to calculate the weighted-average exercise price in the table is \$42.75, which represents the year-end closing price of our common stock on the NYSE.

ITEM 13. CERTAIN RELATIONSHIPS AND RELATED TRANSACTIONS, AND DIRECTOR INDEPENDENCE

Information on certain relationships and related transactions and director independence is set forth in our 2015 definitive Proxy Statement and is incorporated herein by this reference.

ITEM 14. PRINCIPAL ACCOUNTING FEES AND SERVICES

Information concerning the principal accountant's fees and services is set forth in our 2015 definitive Proxy Statement and is incorporated herein by this reference.

PART IV

ITEM 15. EXHIBITS, FINANCIAL STATEMENT SCHEDULES

<u>(1) Financial Statements</u>	<u>Page No.</u>
(a) Report of Independent Registered Public Accounting Firm	77
(b) Consolidated Statements of Income for the years ended December 31, 2014, 2013 and 2012	78
(c) Consolidated Statements of Comprehensive Income for the years ended December 31, 2014, 2013 and 2012	79
(d) Consolidated Balance Sheets as of December 31, 2014 and 2013	80-81
(e) Consolidated Statements of Cash Flows for the years ended December 31, 2014, 2013 and 2012	83
(f) Consolidated Statements of Shareholder's Equity for the years ended December 31, 2014, 2013 and 2012	84-85
(g) Notes to Consolidated Financial Statements	86-135

(2) Financial Statements Schedules

All schedules have been omitted because of the absence of conditions under which they are required.

(3) Exhibits

2	Separation and Distribution Agreement, dated as of January 14, 2014, by and between ONE Gas, Inc. and ONEOK, Inc. (incorporated by reference to Exhibit 2.1 to ONEOK, Inc.'s Current Report on Form 8-K filed January 15, 2014 (File No. 1-13643)).
3	Not used.
3.1	Not used.
3.2	Not used.
3.3	Not used.
3.4	Amended and Restated Bylaws of ONEOK, Inc. (incorporated by reference from Exhibit 3.1 to ONEOK, Inc.'s Current Report on Form 8-K filed February 21, 2014 (File No. 1-13643)).
3.5	Amended and Restated Certificate of Incorporation of ONEOK, Inc. dated May 15, 2008, as amended (incorporated by reference from Exhibit 3.1 to ONEOK, Inc.'s Quarterly Report on Form 10-Q for the quarter ended June, 30, 2012, filed August 1, 2012 (File No. 1-13643)).
3.6	Not used.
4	Certificate of Designation for Convertible Preferred Stock of WAI, Inc. (now ONEOK, Inc.) filed November 21, 2008 (incorporated by reference from Exhibit 3.1 to ONEOK, Inc.'s Quarterly Report on Form 10-Q for the quarter ended June 30, 2012, filed August 1, 2012 (File No. 1-13643)).

- 4.1 Certificate of Designation for Series C Participating Preferred Stock of ONEOK, Inc. filed November 21, 2008 (incorporated by reference from Exhibit No. 3.1 to ONEOK, Inc.'s Quarterly Report on Form 10-Q for the quarter ended June 30, 2012, filed August 1, 2012 (File No. 1-13643)).
- 4.2 Not used
- 4.3 Form of Common Stock Certificate (incorporated by reference from Exhibit 1 to ONEOK, Inc.'s Registration Statement on Form 8-A filed November 21, 1997 (File No. 1-13643)).
- 4.4 Indenture, dated September 24, 1998, between ONEOK, Inc. and Chase Bank of Texas (incorporated by reference from Exhibit 4.1 to ONEOK, Inc.'s Registration Statement on Form S-3 filed August 26, 1998 (File No. 333-62279)).
- 4.5 Indenture dated December 28, 2001, between ONEOK, Inc. and SunTrust Bank (incorporated by reference from Exhibit 4.1 to Amendment No. 1 to ONEOK, Inc.'s Registration Statement on Form S-3 filed December 28, 2001 (File No. 333-65392)).
- 4.6 First Supplemental Indenture dated September 24, 1998, between ONEOK, Inc. and Chase Bank of Texas (incorporated by reference from Exhibit 5(a) to ONEOK, Inc.'s Current Report on Form 8-K/A filed October 2, 1998 (File No. 1-13643)).
- 4.7 Second Supplemental Indenture dated September 25, 1998, between ONEOK, Inc. and Chase Bank of Texas (incorporated by reference from Exhibit 5(b) to ONEOK, Inc.'s Current Report on Form 8-K/A filed October 2, 1998 (File No. 1-13643)).
- 4.8 Second Amended and Restated Rights Agreement, dated March 31, 2011, between ONEOK, Inc. and Wells Fargo Bank, N.A. as Rights Agent (incorporated by reference from Exhibit 4.1 to ONEOK, Inc.'s Quarterly Report on Form 10-Q for the quarter ended March 31, 2011, filed May 4, 2011 (File No. 1-13643)).
- 4.9 Not used.
- 4.10 Not used.
- 4.11 Not used.
- 4.12 Not used.
- 4.13 Not used.
- 4.14 Second Supplemental Indenture, dated June 17, 2005, between ONEOK, Inc. and SunTrust Bank (incorporated by reference from Exhibit 4.1 to ONEOK, Inc.'s Current Report on Form 8-K filed June 17, 2005 (File No. 1-13643)).
- 4.15 Third Supplemental Indenture, dated June 17, 2005, between ONEOK, Inc. and SunTrust Bank (incorporated by reference from Exhibit 4.3 to ONEOK, Inc.'s Current Report on Form 8-K filed June 17, 2005 (File No. 1-13643)).
- 4.16 Tenth Supplemental Indenture, dated September 12, 2013, among ONEOK Partners, L.P., ONEOK Partners Intermediate Limited Partnership and Wells Fargo Bank, N.A., as trustee, with respect to the 3.200 percent Senior Notes due 2018 (incorporated by reference to Exhibit 4.2 to ONEOK Partners, L.P.'s Current Report on Form 8-K filed September 12, 2013 (File No. 1-12202)).

- 4.17 Eleventh Supplemental Indenture, dated September 12, 2013, among ONEOK Partners, L.P., ONEOK Partners Intermediate Limited Partnership and Wells Fargo Bank, N.A., as trustee, with respect to the 5.000 percent Senior Notes due 2023 (incorporated by reference to Exhibit 4.3 to ONEOK Partners, L.P.'s Current Report on Form 8-K filed September 12, 2013 (File No. 1-12202)).
- 4.18 Twelfth Supplemental Indenture, dated September 12, 2013, among ONEOK Partners, L.P., ONEOK Partners Intermediate Limited Partnership and Wells Fargo Bank, N.A., as trustee, with respect to the 6.200 percent Senior Notes due 2043 (incorporated by reference to Exhibit 4.4 to ONEOK Partners, L.P.'s Current Report on Form 8-K filed September 12, 2013 (File No. 1-12202)).
- 4.19 Indenture, dated September 25, 2006, between ONEOK Partners, L.P. and Wells Fargo Bank, N.A., as trustee (incorporated by reference to Exhibit 4.1 to ONEOK Partners, L.P.'s Current Report on Form 8-K filed September 26, 2006 (File No. 1-12202)).
- 4.20 Eighth Supplemental Indenture, dated September 13, 2012, among ONEOK Partners, L.P., ONEOK Partners Intermediate Limited Partnership and Wells Fargo Bank, N.A., as trustee, with respect to the 2.000% Senior Notes due 2017 (incorporated by reference from Exhibit 4.2 to ONEOK Partners, L.P.'s Current Report on Form 8-K filed September 13, 2012 (File No. 1-12202)).
- 4.21 Second Supplemental Indenture, dated September 25, 2006, among ONEOK Partners, L.P., ONEOK Partners Intermediate Limited Partnership and Wells Fargo Bank, N.A., as trustee, with respect to the 6.15 percent Senior Notes due 2016 (incorporated by reference to Exhibit 4.3 to ONEOK Partners, L.P.'s Current Report on Form 8-K filed September 26, 2006 (File No. 1-12202)).
- 4.22 Third Supplemental Indenture, dated September 25, 2006, among ONEOK Partners, L.P., ONEOK Partners Intermediate Limited Partnership and Wells Fargo Bank, N.A., as trustee, with respect to the 6.65 percent Senior Notes due 2036 (incorporated by reference to Exhibit 4.4 to ONEOK Partners, L.P.'s Current Report on Form 8-K filed September 26, 2006 (File No. 1-12202)).
- 4.23 Fourth Supplemental Indenture, dated September 28, 2007, among ONEOK Partners, L.P., ONEOK Partners Intermediate Limited Partnership and Wells Fargo Bank, N.A., as trustee, with respect to the 6.85 percent Senior Notes due 2037 (incorporated by reference to Exhibit 4.2 to ONEOK Partners, L.P.'s Current Report on Form 8-K filed September 28, 2007 (File No. 1-12202)).
- 4.24 Fifth Supplemental Indenture, dated March 3, 2009, among ONEOK Partners, L.P., ONEOK Partners Intermediate Limited Partnership and Wells Fargo Bank, N.A., as trustee, with respect to the 8.625 percent Senior Notes due 2019 (incorporated by reference to Exhibit 4.2 to ONEOK Partner, L.P.'s Current Report on Form 8-K filed March 3, 2009 (File No. 1-12202)).
- 4.25 Ninth Supplemental Indenture, dated September 13, 2012, among ONEOK Partners, L.P., ONEOK Partners Intermediate Limited Partnership and Wells Fargo Bank, N.A., as trustee, with respect to the 3.375% Senior Notes due 2022 (incorporated by reference from Exhibit 4.3 to ONEOK Partners, L.P.'s Current Report on Form 8-K filed September 13, 2012 (File No. 1-12202)).
- 4.26 Form of Class B unit certificate of ONEOK Partners, L.P. (incorporated by reference to Exhibit 4.1 to Northern Border Partners, L.P.'s Current Report on Form 8-K filed April 12, 2006 (File No. 1-12202)).
- 4.27 Sixth Supplemental Indenture, dated January 26, 2011, among ONEOK Partners, L.P., ONEOK Partners Intermediate Limited Partnership and Wells Fargo Bank, N.A., as trustee, with respect to the 3.250 percent Senior Notes due 2016 (incorporated by reference from Exhibit 4.2 to ONEOK Partners, L.P.'s Current Report on Form 8-K filed January 26, 2011 (File No. 1-12202)).
- 4.28 Seventh Supplemental Indenture, dated January 26, 2011, among ONEOK Partners, L.P., ONEOK Partners Intermediate Limited Partnership and Wells Fargo Bank, N.A., as trustee, with respect to the 6.125 percent Senior Notes due 2041 (incorporated by reference from Exhibit 4.3 to ONEOK Partners, L.P.'s Current Report on Form 8-K filed January 26, 2011 (File No. 1-12202)).

- 4.29 Indenture, dated January 26, 2012, among ONEOK, Inc. and U.S. Bank National Association, as trustee (incorporated by reference to Exhibit 4.1 to ONEOK, Inc.'s Current Report on Form 8-K filed January 26, 2012 (File No. 1-13643)).
- 4.30 First Supplemental Indenture, dated January 26, 2012, among ONEOK, Inc. and U.S. Bank National Association, as trustee, with respect to the 4.25 percent Senior Notes due 2022 (incorporated by reference to Exhibit 4.2 to ONEOK, Inc.'s Current Report on Form 8-K filed January 26, 2012 (File No. 1-13643)).
- 10 ONEOK, Inc. Long-Term Incentive Plan (incorporated by reference from Exhibit 10(a) to ONEOK, Inc.'s Annual Report on Form 10-K for the fiscal year ended December 31, 2001, filed March 14, 2002 (File No. 1-13643)).
- 10.1 ONEOK, Inc. Stock Compensation Plan for Non-Employee Directors (incorporated by reference from Exhibit 99 to ONEOK, Inc.'s Registration Statement on Form S-8 filed January 25, 2001 (File No. 333-95039)).
- 10.2 ONEOK, Inc. Supplemental Executive Retirement Plan terminated and frozen December 31, 2004 (incorporated by reference from Exhibit 10.1 to ONEOK, Inc.'s Current Report on Form 8-K filed December 20, 2004 (File No. 1-13643)).
- 10.3 ONEOK, Inc. 2005 Supplemental Executive Retirement Plan, as amended and restated, dated December 18, 2008 (incorporated by reference from Exhibit 10.3 to ONEOK, Inc.'s Annual Report on Form 10-K for the fiscal year ended December 31, 2008, filed February 25, 2009 (File No. 1-13643)).
- 10.4 Not used.
- 10.5 Form of Indemnification Agreement between ONEOK, Inc. and ONEOK, Inc. officers and directors, as amended.
- 10.6 Amended and Restated ONEOK, Inc. Annual Officer Incentive Plan (incorporated by reference from Exhibit 10.1 to ONEOK, Inc.'s Current Report on Form 8-K filed May 27, 2009 (File No. 1-13643)).
- 10.7 ONEOK, Inc. Employee Nonqualified Deferred Compensation Plan, as amended and restated December 16, 2004 (incorporated by reference from Exhibit 10.3 to ONEOK, Inc.'s Current Report on Form 8-K filed December 20, 2004 (File No. 1-13643)).
- 10.8 ONEOK, Inc. 2005 Nonqualified Deferred Compensation Plan, as amended and restated, dated December 18, 2008 (incorporated by reference from Exhibit 10.8 to ONEOK, Inc.'s Annual Report on Form 10-K for the fiscal year ended December 31, 2008, filed February 25, 2009 (File No. 1-13643)).
- 10.9 ONEOK, Inc. Deferred Compensation Plan for Non-Employee Directors, as amended and restated, dated December 18, 2008 (incorporated by reference from Exhibit 10.9 to ONEOK, Inc.'s Annual Report on Form 10-K for the fiscal year ended December 31, 2008, filed February 25, 2009 (File No. 1-13643)).
- 10.10 Underwriting Agreement, dated as of May 13, 2014, among ONEOK Partners, L.P., Merrill Lynch, Pierce, Fenner & Smith Incorporated, Barclays Capital Inc., Morgan Stanley & Co. LLC, UBS Securities LLC and Wells Fargo Securities, LLC, as representatives of several underwriters named therein (incorporated by reference to Exhibit 1.1 to ONEOK Partners, L.P.'s Current Report on Form 8-K filed May 16, 2014 (File No. 1-12202)).

- 10.11 Equity Distribution Agreement, dated November 19, 2014, among ONEOK Partners, L.P., Citigroup Global Markets Inc., Barclays Capital Inc., Merrill Lynch, Pierce, Fenner & Smith Incorporated, Deutsche Bank Securities Inc., Goldman, Sachs & Co., Jefferies LLC, J.P. Morgan Securities LLC, Morgan Stanley & Co. LLC, Mitsubishi UFJ Securities (USA), Inc., RBC Capital Markets, LLC, UBS Securities LLC and Wells Fargo Securities, LLC (incorporated by reference to Exhibit 1.1 to ONEOK Partners, L.P.'s Current Report on Form 8-K filed November 19, 2014 (File No. 1-12202)).
- 10.12 Credit Agreement, dated April 5, 2011, among ONEOK, Inc., as borrower, the lenders party thereto, Bank of America, N.A., as administrative agent, swing line lender, and a letter of credit issuer, and JPMorgan Chase Bank, N.A. and The Royal Bank of Scotland plc, as letter of credit issuers (incorporated by reference from Exhibit 10.1 to ONEOK Inc.'s Current Report on Form 8-K filed April 7, 2011 (File No. 1-13643)).
- 10.13 Amended and Restated Limited Liability Company Agreement of Overland Pass Pipeline Company LLC entered into between ONEOK Overland Pass Holdings, L.L.C. and Williams Field Services Company, LLC dated May 31, 2006 (incorporated by reference to Exhibit 10.6 to ONEOK Partners, L.P.'s Quarterly Report on Form 10-Q for the quarter ended June 30, 2006, filed August 4, 2006 (File No. 1-12202)).
- 10.14 Form of ONEOK, Inc. Officer Change in Control Severance Plan (incorporated by reference from Exhibit 10.1 to ONEOK, Inc.'s Current Report on Form 8-K filed July 22, 2011 (File No. 1-13643)).
- 10.15 First Amendment to Credit Agreement, dated as of March 28, 2013, among ONEOK, Inc., as borrower, the lenders party thereto, Bank of America, N.A., as administrative agent, swing-line lender, and a letter of credit issuer, and JPMorgan Chase Bank, N.A. and The Royal Bank of Scotland plc, as letter of credit issuers (incorporated by reference to Exhibit 10.1 to ONEOK, Inc.'s Current Report on Form 8-K filed April 2, 2013 (File No. 1-13643)).
- 10.16 Amendment No. 1 to the Equity Distribution Agreement dated January 13, 2013, by and between ONEOK Partners, L.P. and Citigroup Global Markets Inc. (incorporated by reference to Exhibit 1.2 to ONEOK Partners, L.P.'s Registration Statement on Form S-3 filed January 10, 2013 (File No. 1-12202)).
- 10.17 Form of Restricted Unit Stock Bonus Award Agreement, as amended and restated effective February 20, 2013 (incorporated by reference to Exhibit 10.1 to ONEOK, Inc.'s Form 8-K filed February 22, 2013 (File No. 1-13643)).
- 10.18 Form of Performance Unit Award Agreement, as amended and restated effective February 20, 2013 (incorporated by reference to Exhibit 10.2 to ONEOK, Inc.'s Form 8-K filed February 22, 2013 (File No. 1-13643)).
- 10.19 Form of Restricted Unit Stock Bonus Award Agreement dated February 15, 2012 (incorporated by reference to Exhibit 10.19 to ONEOK, Inc.'s Annual Report on Form 10-K for the fiscal year ended December 31, 2011, filed February 21, 2012 (File No. 1-13643)).
- 10.20 Form of Performance Unit Award Agreement dated February 15, 2012 (incorporated by reference to Exhibit 10.20 to ONEOK, Inc.'s Annual Report on Form 10-K for the fiscal year ended December 31, 2011, filed February 21, 2012 (File No. 1-13643)).
- 10.21 Not used.
- 10.22 Underwriting Agreement dated February 28, 2012, among ONEOK Partners, L.P. and Barclays Capital Inc., Citigroup Global Capital Markets Inc., Merrill Lynch, Pierce, Fenner & Smith Incorporated, Morgan Stanley & Co. LLC, UBS Securities LLC and Wells Fargo Securities, LLC, as representatives of the several underwriters named therein (incorporated by reference to Exhibit 1.1 to ONEOK Partners, L.P.'s Current Report on Form 8-K filed March 2, 2012 (File No. 1-12202)).

- 10.23 Common Unit Purchase Agreement dated February 28, 2012, between ONEOK Partners, L.P. and ONEOK, Inc. (incorporated by reference to Exhibit 1.2 to ONEOK Partners, L.P.'s Current Report on Form 8-K filed March 2, 2012 (File No. 1-12202)).
- 10.24 Equity Distribution Agreement dated November 13, 2012, by and among ONEOK Partners, L.P. and Citigroup Global Capital Markets Inc. (incorporated by reference to Exhibit 1.1 to ONEOK Partners, L.P.'s Current Report on Form 8-K filed November 13, 2012 (File No. 1-12202)).
- 10.25 Letter Agreement between ONEOK, Inc. and John W. Gibson dated as of December 9, 2013 (incorporated by reference to Exhibit 10.1 to ONEOK, Inc.'s Current Report on Form 8-K filed December 10, 2013 (File No. 1-13643)).
- 10.26 Credit Agreement, dated August 1, 2011, among ONEOK Partners, L.P., as borrower, the lenders party thereto, Citibank, N.A., as administrative agent, swing-line lender and a letter-of-credit issuer, and Barclays Bank and Wells Fargo Bank, N.A., as letter-of-credit issuers (incorporated by reference from Exhibit 10.1 to ONEOK Partners, L.P.'s Current Report on Form 8-K filed August 2, 2011 (File No. 1-12202)).
- 10.27 Guaranty Agreement, dated August 1, 2011, by ONEOK Partners Intermediate Limited Partnership in favor of the Citibank, N.A., as administrative agent (incorporated by reference from Exhibit 10.2 to ONEOK Partners, L.P.'s Current Report on Form 8-K filed August 2, 2011 (File No. 1-12202)).
- 10.28 Not used.
- 10.29 Underwriting Agreement, dated September 10, 2012, among ONEOK Partners, L.P. and ONEOK Partner Intermediate Limited Partnership and RBS Securities Inc., Mitsubishi UFJ Securities (USA), Inc. and U.S. Bancorp Investments, Inc., as representative of the several underwriters named therein (incorporated by reference from Exhibit 1.1 to ONEOK Partners, L.P.'s Current Report on Form 8-K filed September 13, 2012 (File No. 1-12202)).
- 10.30 Extension Agreement, dated August 1, 2012, among ONEOK Partners, L.P., as Borrower, the lenders party thereto and Citibank, N.A., as administrative agent, swing-line lender and letter-of-credit issuer (incorporated by reference from Exhibit 10.1 to ONEOK Partners, L.P.'s Quarterly Report on 10-Q for the quarter ended June 30, 2012, filed August 1, 2012 (File No. 1-12202)).
- 10.31 Not used.
- 10.32 Services Agreement among ONEOK, Inc., Northern Plains Natural Gas Company, LLC, NBP Services, LLC, Northern Border Partners, L.P. and Northern Border Intermediate Limited Partnership executed April 6, 2006, but effective as of April 1, 2006 (incorporated by reference from Exhibit 10.1 to ONEOK, Inc.'s Current Report on Form 8-K filed April 12, 2006 (File No. 1-13643)).
- 10.33 Third Amended and Restated Agreement of Limited Partnership of ONEOK Partners, L.P. dated September 15, 2006 (incorporated by reference to Exhibit 3.1 to ONEOK Partners, L.P.'s Current Report on Form 8-K filed September 19, 2006 (File No. 1-12202)).
- 10.34 Amendment No. 3 to Third Amended and Restated Agreement of Limited Partnership of ONEOK Partners, L.P. (incorporated by reference to Exhibit 3.1 to ONEOK Partners, L.P.'s Current Report on Form 8-K filed February 17, 2012 (File No. 1-12202)).
- 10.35 Form of 2013 Additional Restricted Unit Stock Bonus Award Agreement, effective February 19, 2014 (incorporated by reference to Exhibit 10.35 to ONEOK, Inc.'s Annual Report on Form 10-K for the fiscal year ended December 31, 2013, filed February 25, 2014 (File No. 1-13643)).

- 10.36 Form of 2013 Additional Performance Unit Award Agreement, effective February 19, 2014 (incorporated by reference to Exhibit 10.36 to ONEOK, Inc.'s Annual Report on Form 10-K for the fiscal year ended December 31, 2013, filed February 25, 2014 (File No. 1-13643)).
- 10.37 ONEOK, Inc. Profit-Sharing Plan dated January 1, 2005 (incorporated by reference from Exhibit 99 to ONEOK, Inc.'s Registration Statement on Form S-8 filed December 30, 2004 (File No. 333-121769)).
- 10.38 Not used.
- 10.39 Form of Non-Statutory Stock Option Agreement (incorporated by reference from Exhibit 10.1 to ONEOK, Inc.'s Quarterly Report on Form 10-Q for the quarter ended September 30, 2004, filed November 3, 2004 (File No. 1-13643)).
- 10.40 Underwriting Agreement, dated August 7, 2013, among ONEOK Partners, L.P. and Morgan Stanley & Co. LLC, Barclays Capital Inc., J.P. Morgan Securities LLC, UBS Securities LLC and Wells Fargo Securities, LLC, as representatives of the several underwriters named therein (incorporated by reference to Exhibit 1.1 to ONEOK Partners, L.P.'s Current Report on Form 8-K filed August 12, 2013 (File No. 1-12202)).
- 10.41 Underwriting Agreement, dated September 9, 2013, among ONEOK Partners, L.P. and ONEOK Partners Intermediate Limited Partnership and RBS Securities Inc., Merrill Lynch, Pierce, Fenner & Smith Incorporated and Deutsche Bank Securities Inc., as representatives of the several underwriters named therein (incorporated by reference to Exhibit 1.1 to ONEOK Partners, L.P.'s Current Report on Form 8-K filed September 12, 2013 (File No. 1-12202)).
- 10.42 Amended and Restated Credit Agreement, effective as of January 31, 2014, among ONEOK, Inc., Bank of America, N.A., as administrative agent, swing-line lender, a letter of credit issuer and a lender, and the other lenders and letter of credit issuers parties thereto, attached as an annex to that certain Amendment Agreement, dated as of December 20, 2013 (incorporated by reference to Exhibit 10.1 to ONEOK, Inc.'s Current Report on Form 8-K filed December 23, 2013 (File No. 1-13643)).
- 10.43 Amended and Restated Credit Agreement, effective as of January 31, 2014, among ONEOK Partners, L.P., Citibank, N.A., as administrative agent, swing-line lender, a letter of credit issuer and a lender, and the other lenders and letter of credit issuers parties thereto, attached as an annex to that certain Amendment Agreement, dated as of December 20, 2013 (incorporated by reference to Exhibit 10.1 to ONEOK Partners, L.P.'s Current Report on Form 8-K filed December 23, 2013 (File No. 1-12202)).
- 10.44 Guaranty Agreement, dated as of January 31, 2014, by ONEOK Partners Intermediate Limited Partnership in favor of the Citibank, N.A., as administrative agent, under the above-referenced Amended and Restated Credit Agreement (incorporated by reference to Exhibit 10.2 to ONEOK Partners, L.P.'s Quarterly Report on Form 10-Q for the period ended March 31, 2014, filed May 7, 2014) (File No. 1-12202)).
- 10.45 ONEOK, Inc. Equity Compensation Plan, as amended and restated, dated December 18, 2008 (incorporated by reference from Exhibit 10.44 to ONEOK, Inc.'s Annual Report on Form 10-K for the fiscal year ended December 31, 2008, filed February 25, 2009 (File No. 1-13643)).
- 10.46 Tax Matters Agreement, dated as of January 14, 2014, by and between ONE Gas, Inc. and ONEOK, Inc. (incorporated by reference to Exhibit 10.1 to ONEOK, Inc.'s Current Report on Form 8-K filed January 15, 2014 (File No. 1-13643)).
- 10.47 Transition Services Agreement, dated January 14, 2014, by and between ONE Gas, Inc. and ONEOK, Inc. (incorporated by reference to Exhibit 10.2 to ONEOK, Inc.'s Current Report on Form 8-K filed January 15, 2014 (File No. 1-13643)).

- 10.48 Employee Matters Agreement, dated January 14, 2014, by and between ONE Gas, Inc. and ONEOK, Inc. (incorporated by reference to Exhibit 10.3 to ONEOK, Inc.'s Current Report on Form 8-K filed January 15, 2014 (File No. 1-13643)).
- 10.49 Form of 2012 Additional Restricted Unit Stock Bonus Award Agreement, effective February 19, 2014 (incorporated by reference to Exhibit 10.49 to ONEOK, Inc.'s Annual Report on Form 10-K for the fiscal year ended December 31, 2013, filed February 25, 2014 (File No. 1-13643)).
- 10.50 Form of 2012 Additional Performance Unit Award Agreement, effective February 19, 2014 (incorporated by reference to Exhibit 10.50 to ONEOK, Inc.'s Annual Report on Form 10-K for the fiscal year ended December 31, 2013, filed February 25, 2014 (File No. 1-13643)).
- 10.51 Amendment No. 1 to Third Amended and Restated Agreement of Limited Partnership of ONEOK Partners, L.P. dated July 20, 2007 (incorporated by reference to Exhibit 3.1 to ONEOK Partners, L.P.'s Quarterly Report on Form 10-Q for the quarter ended June 30, 2007, filed August 3, 2007 (File No. 1-12202)).
- 10.52 Amendment No. 2 to Third Amended and Restated Agreement of Limited Partnership of ONEOK Partners, L.P. dated July 12, 2011 (incorporated by reference to Exhibit 3.1 to ONEOK Partners, L.P.'s Current Report on Form 8-K filed July 13, 2011 (File No. 1-12202)).
- 10.53 Amendment No. 1 to Third Amended and Restated Limited Liability Company Agreement of ONEOK Partners GP, L.L.C. effective July 14, 2009 (incorporated by reference to Exhibit 10.1 to ONEOK Partners, L.P.'s Current Report on Form 8-K filed February 17, 2012 (File No. 1-12202)).
- 10.54 Form of 2014 Restricted Unit Award Agreement, effective February 19, 2014 (incorporated by reference to Exhibit 10.54 to ONEOK, Inc.'s Annual Report on Form 10-K for the fiscal year ended December 31, 2013, filed February 25, 2014 (File No. 1-13643)).
- 10.55 Form of 2014 Performance Unit Award Agreement, effective February 19, 2014 (incorporated by reference to Exhibit 10.55 to ONEOK, Inc.'s Annual Report on Form 10-K for the fiscal year ended December 31, 2013, filed February 25, 2014 (File No. 1-13643)).
- 10.56 First Amended and Restated Limited Liability Company Agreement of ONEOK ILP GP, L.L.C. effective July 14, 2009 (incorporated by reference to Exhibit 99.2 to ONEOK Partners, L.P.'s Current Report on Form 8-K filed July 17, 2009 (File No. 1-12202)).
- 10.57 Not used.
- 10.58 Not used.
- 10.59 Form of 2015 Restricted Unit Award Agreement, effective February 18, 2015.
- 10.60 Form of 2015 Performance Unit Award Agreement, effective February 18, 2015.
- 10.61 Accelerated Share Repurchase Agreement dated June 11, 2012, by and between ONEOK, Inc. and Goldman Sachs & Co. (incorporated by reference to Exhibit 10.1 to ONEOK, Inc.'s Quarterly Report on Form 10-Q for the quarter ended June 30, 2012, filed August 1, 2012 (File No. 1-12202)).
- 10.62 ONEOK, Inc. Employee Stock Purchase Plan as amended and restated effective May 23, 2012 (incorporated by reference to Exhibit 10.2 to ONEOK, Inc.'s Quarterly Report on Form 10-Q for the quarter ended June 30, 2012, filed August 1, 2012 (File No. 1-12202)).
- 12 Computation of Ratio of Earnings to Fixed Charges for the years ended December 31, 2014, 2013, 2012, 2011 and 2010.

21	Required information concerning the registrant's subsidiaries.
23	Consent of Independent Registered Public Accounting Firm - PricewaterhouseCoopers LLP.
31.1	Certification of Terry K. Spencer pursuant to Section 302 of the Sarbanes-Oxley Act of 2002.
31.2	Certification of Derek S. Reiners pursuant to Section 302 of the Sarbanes-Oxley Act of 2002.
32.1	Certification of Terry K. Spencer pursuant to 18 U.S.C. Section 1350 as adopted pursuant to Section 906 of the Sarbanes-Oxley Act of 2002 (furnished only pursuant to Rule 13a-14(b)).
32.2	Certification of Derek S. Reiners pursuant to 18 U.S.C. Section 1350 as adopted pursuant to Section 906 of the Sarbanes-Oxley Act of 2002 (furnished only pursuant to Rule 13a-14(b)).
99.1	Unaudited Pro Forma Condensed Consolidated Financial Statements
101.INS	XBRL Instance Document
101.SCH	XBRL Taxonomy Extension Schema Document
101.CAL	XBRL Taxonomy Calculation Linkbase Document
101.DEF	XBRL Taxonomy Extension Definitions Document
101.LAB	XBRL Taxonomy Label Linkbase Document
101.PRE	XBRL Taxonomy Presentation Linkbase Document

Attached as Exhibit 101 to this Annual Report are the following XBRL-related documents: (i) Document and Entity Information; (ii) Consolidated Statements of Income for the years ended December 31, 2014, 2013 and 2012; (iii) Consolidated Statements of Comprehensive Income for the years ended December 31, 2014, 2013 and 2012; (iv) Consolidated Balance Sheets at December 31, 2014 and 2013; (v) Consolidated Statements of Cash Flows for the years ended December 31, 2014, 2013 and 2012; (vi) Consolidated Statements of Shareholders' Equity for the years ended December 31, 2014, 2013 and 2012; and (vii) Notes to Consolidated Financial Statements.

We also make available on our website the Interactive Data Files submitted as Exhibit 101 to this Annual Report.

Signatures

Pursuant to the requirements of Section 13 or 15(d) of the Exchange Act, the registrant has duly caused this report to be signed on its behalf by the undersigned, thereunto duly authorized.

Date: February 24, 2015

ONEOK, Inc.

Registrant

By: /s/ Derek S. Reiners

Derek S. Reiners

Senior Vice President,

Chief Financial Officer and Treasurer

Pursuant to the requirements of the Exchange Act, this report has been signed below by the following persons on behalf of the registrant and in the capacities indicated on this 24th day of February 2015.

/s/ John W. Gibson

John W. Gibson

Chairman of the Board

/s/ Terry K. Spencer

Terry K. Spencer

President, Chief Executive Officer and
Director

/s/ Derek S. Reiners

Derek S. Reiners

Senior Vice President,
Chief Financial Officer and Treasurer

/s/ Sheppard F. Miers III

Sheppard F. Miers III

Vice President and
Chief Accounting Officer

/s/ James C. Day

James C. Day

Director

/s/ Julie H. Edwards

Julie H. Edwards

Director

/s/ William L. Ford

William L. Ford

Director

/s/ Bert H. Mackie

Bert H. Mackie

Director

/s/ Steven J. Malcolm

Steven J. Malcolm

Director

/s/ Jim W. Mogg

Jim W. Mogg

Director

/s/ Pattye L. Moore

Pattye L. Moore

Director

/s/ Gary D. Parker

Gary D. Parker

Director

/s/ Eduardo A. Rodriguez

Eduardo A. Rodriguez

Director

CORPORATE INFORMATION

ONEOK is the sole general partner and as of December 31, 2014, owns 37.8 percent of ONEOK Partners, L.P. (NYSE: OKS), a publicly traded master limited partnership engaged in the natural gas gathering and processing, natural gas liquids and natural gas pipelines businesses.

ONEOK is listed on the New York Stock Exchange under the symbol OKE.

The company was founded in 1906 as an intrastate natural gas pipeline business in Oklahoma.

Annual Meeting

The 2015 annual meeting of shareholders will be held Wednesday, May 20, 2015, at 9 a.m. Central Daylight Time at ONEOK Plaza, 100 West Fifth Street, Tulsa, Oklahoma.

Auditors

PricewaterhouseCoopers LLP
Two Warren Place
6120 South Yale Avenue, Suite 1850
Tulsa, OK 74136

Direct Stock Purchase and Dividend Reinvestment Plan

The company's Direct Stock Purchase and Dividend Reinvestment Plan provides investors the opportunity to purchase shares of common stock without payment of any brokerage fees or service charges and to reinvest dividends automatically.

Transfer Agent, Registrar and Dividend-paying Agent

Wells Fargo Shareowner Services
P.O. Box 64874
St. Paul, MN 55164-0854
866-235-0232
www.shareowneronline.com

Credit Rating

Standard & Poor's	BB+ (stable)
Moody's Investors Service	Baa3 (stable)

Master Limited Partnership Units

Common units for ONEOK Partners, L.P. trade on the New York Stock Exchange under the symbol OKS.

Investor Relations

T.D. Eureste, director – investor relations, by phone at 918-588-7167 or by email at teureste@oneok.com.

Megan Lewis, senior investor relations consultant, by phone at 918-561-5325 or by email at mlewis@oneok.com.

Corporate Website

ONEOK business and financial information is available at www.oneok.com.

NON-GAAP (GENERALLY ACCEPTED ACCOUNTING PRINCIPLES) FINANCIAL MEASURE

ONEOK has disclosed in this annual report cash flow available for dividends, free cash flow and dividend coverage ratio, which are non-GAAP financial metrics, used to measure the company's financial performance. Cash flow available for dividends is defined as net income less the portion attributable to non-controlling interests, adjusted for equity in earnings and distributions declared from ONEOK Partners, and ONEOK's stand-alone depreciation and amortization, deferred income taxes, stand-alone capital expenditures and certain other items. Free cash flow is defined as cash flow available for dividends, computed as described above, less ONEOK's dividends declared. Dividend coverage ratio is defined as cash flow available for dividends divided by the dividends declared for the period.

These non-GAAP financial measures described above are useful to investors because they are used by many companies in the industry as a measurement of financial performance and are commonly employed by financial analysts and others to evaluate our financial performance and to compare our financial performance with the performance of other companies within our industry. ONEOK cash flow available for dividends, free cash flow and dividend coverage ratio should not be considered in isolation or as a substitute for net income or any other measure of financial performance presented in accordance with GAAP. These non-GAAP financial measures exclude some, but not all, items that affect net income. Additionally, these calculations may not be comparable with similarly titled measures of other companies.

RECONCILIATION OF CASH FLOW AVAILABLE FOR DIVIDENDS AND FREE CASH FLOW TO NET INCOME – UNAUDITED (Millions of dollars)

	2014
Net income attributable to ONEOK	\$ 314.1
Depreciation and amortization	14.8
Deferred income taxes	141.4
Equity in earnings of ONEOK Partners	(563.3)
Distributions from ONEOK Partners-declared	633.0
Equity compensation reimbursed by ONEOK Partners	31.3
Energy Services realized working capital	63.4
Other	(4.8)
Total cash flow	629.9
Capital expenditures	(9.3)
Cash flow available for dividends	620.6
Dividends declared	(484.9)
Free cash flow	\$ 135.7

FORWARD-LOOKING STATEMENT

The statements in this annual report that are not historical information, including statements concerning plans and objectives of management for future operations, economic performance or related assumptions, are forward-looking statements. Forward-looking statements may include words such as "anticipate," "estimate," "expect," "project," "intend," "plan," "believe," "should," "goal," "forecast," "guidance," "could," "may," "continue," "might," "potential," "scheduled" and other words and terms of similar meaning.

Although we believe that our expectations regarding future events are based on reasonable assumptions, we can give no assurance that such expectations or assumptions will be achieved. Important factors that could cause actual results to differ materially from those in the forward-looking statements are described under Part I, Item 1A, Risk Factors and Part II, Item 7, Management's Discussion and Analysis of Financial Condition and Results of Operation and "Forward-Looking Statements" in the ONEOK, Inc. Annual Report on Form 10-K for the year ended December 31, 2014, included in this annual report.



MIX
Paper from
responsible sources
FSC® C103375



100 West Fifth Street
Tulsa, OK 74103-4298

Post Office Box 871
Tulsa, OK 74102-0871

www.oneok.com