

**UNITED STATES
SECURITIES AND EXCHANGE COMMISSION
Washington, D.C. 20549**

Form 20-F

(Mark One)

☐ **REGISTRATION STATEMENT PURSUANT TO SECTION 12(b) OR 12(g) OF THE SECURITIES EXCHANGE ACT OF 1934**

OR

☒ **ANNUAL REPORT PURSUANT TO SECTION 13 OR 15(d) OF THE SECURITIES EXCHANGE ACT OF 1934**
For the fiscal year ended December 31, 2012

OR

☐ **TRANSITION REPORT PURSUANT TO SECTION 13 OR 15(d) OF THE SECURITIES EXCHANGE ACT OF 1934**

OR

☐ **SHELL COMPANY REPORT PURSUANT TO SECTION 13 OR 15(d) OF THE SECURITIES EXCHANGE ACT OF 1934**

Commission file number 001-33469

Yingli Green Energy Holding Company Limited

(Exact Name of Registrant as Specified in Its Charter)

Cayman Islands

(Jurisdiction of Incorporation or Organization)

No. 3399 Chaoyang North Street, Baoding 071051, People's Republic of China

(Address of Principal Executive Offices)

Zongwei Li, Chief Financial Officer

Telephone: (86 312) 8929-700

Facsimile: (86 312) 8929-800

No. 3399 Chaoyang North Street

Baoding 071051, People's Republic of China

(Name, Telephone, E-mail and/or Facsimile number and Address of Company Contact Person)

Securities registered or to be registered pursuant to Section 12(b) of the Act:

| Title of Each Class | Name of Each Exchange on Which Registered |
|---|--|
| Ordinary Shares, par value US\$0.01 per share | New York Stock Exchange |
| American Depositary Shares, each representing one Ordinary Share | |

Securities registered or to be registered pursuant to Section 12(g) of the Act: **None**

Securities for which there is a reporting obligation pursuant to Section 15(d) of the Act: **None**

Indicate the number of outstanding shares of each of the Issuer's classes of capital or common stock as of the close of the period covered by the annual report:

Indicate by check mark if the registrant is a well-known seasoned issuer, as defined in Rule 405 of the Securities Act.

☐ Yes ☒ No

If this report is an annual or transition report, indicate by check mark if the registrant is not required to file reports pursuant to Section 13 or 15(d) of the Securities Exchange Act of 1934.

☐ Yes ☒ No

Indicate by check mark whether the registrant: (1) has filed all reports required to be filed by Section 13 or 15(d) of the Securities Exchange Act of 1934 during the preceding 12 months (or for such shorter period that the registrant was required to file such reports), and (2) has been subject to such filing requirements for the past 90 days.

☒ Yes ☐ No

Indicate by check mark whether the registrant has submitted electronically and posted on its corporate Web site, if any, every Interactive Data File required to be submitted and posted pursuant to Rule 405 of Regulation S-T (§232.405 of this chapter) during the preceding 12 months (or for such shorter period that the registrant was required to submit and post such files).

☒ Yes ☐ No

Indicate by check mark whether the registrant is a large accelerated filer, an accelerated filer, or a non-accelerated filer. See definition of “accelerated filer and large accelerated filer” in Rule 12b-2 of the Exchange Act. (Check one):

☐ Large accelerated filer

☒ Accelerated filer

☐ Non-accelerated filer

Indicate by check mark which basis of accounting the registrant has used to prepare the financial statements included in this filing:

☒ U.S. GAAP

☐ International Financial Reporting Standards as issued
by the International Accounting Standards Board

☐ Other

If “Other” has been checked in response to the previous question, indicate by check mark which financial statement item the registrant has elected to follow.

☐ Item 17 ☐ Item 18

If this is an annual report, indicate by check mark whether the registrant is a shell company (as defined in Rule 12b-2 of the Securities Exchange Act of 1934).

☐ Yes ☒ No

(APPLICABLE ONLY TO ISSUERS INVOLVED IN BANKRUPTCY PROCEEDINGS DURING THE PAST FIVE YEARS)

Indicate by check mark whether the registrant has filed all documents and reports required to be filed by Sections 12, 13 or 15(d) of the Securities Exchange Act of 1934 subsequent to the distribution of securities under a plan confirmed by a court.

☐ Yes ☐ No

[Table of Contents](#)

YINGLI GREEN ENERGY HOLDING COMPANY LIMITED

ANNUAL REPORT ON FORM 20-F

Table of Contents

| | <u>Page</u> |
|---|-------------|
| PART I | |
| Item 1. Identity of Directors, Senior Management and Advisers | 3 |
| Item 2. Offer Statistics and Expected Timetable | 3 |
| Item 3. Key Information | 3 |
| Item 4. Information on the Company | 32 |
| Item 5. Operating and Financial Review and Prospects | 57 |
| Item 6. Directors, Senior Management and Employees | 78 |
| Item 7. Major Shareholders and Related Party Transactions | 86 |
| Item 8. Financial Information | 89 |
| Item 9. The Offer and Listing | 90 |
| Item 10. Additional Information | 91 |
| Item 11. Quantitative and Qualitative Disclosures about Market Risk | 96 |
| Item 12. Description of Securities Other Than Equity Securities | 98 |

PART II

| | |
|--|-----|
| <u>Item 13. Defaults, Dividend Arrearages and Delinquencies</u> | 99 |
| <u>Item 14. Material Modifications to the Rights of Security Holders and Use of Proceeds</u> | 99 |
| <u>Item 15. Controls and Procedures</u> | 100 |
| <u>ITEM 16A. Audit Committee Financial Expert</u> | 101 |
| <u>ITEM 16B. Code of Ethics</u> | 101 |
| <u>ITEM 16C. Principal Accountant Fees and Services</u> | 101 |
| <u>ITEM 16D. Exemptions from the Listing Standards for Audit Committees</u> | 101 |
| <u>ITEM 16E. Purchases of Equity Securities by the Issuer and Affiliated Purchasers</u> | 101 |
| <u>ITEM 16F. Change in Registrant's Certifying Accountant</u> | 102 |
| <u>ITEM 16G. Corporate Governance</u> | 102 |
| <u>ITEM 16H. Mine Safety Disclosure</u> | 102 |

PART III

| | |
|--|-----|
| <u>Item 17. Financial Statements</u> | 102 |
| <u>Item 18. Financial Statements</u> | 102 |
| <u>Item 19. Exhibits</u> | 103 |

Table of Contents

CONVENTIONS THAT APPLY TO THIS ANNUAL REPORT ON FORM 20-F

Unless otherwise indicated, references in this annual report to:

- “€” and “Euro” are to the legal currency of the member states of the European Union that adopted such currency as their single currency in accordance with the Treaty Establishing the European Community (signed in Rome on March 25, 1957), as amended by the Treaty on European Union (signed in Maastricht on February 7, 1992);
- “US\$” and “U.S. dollars” are to the legal currency of the United States;
- “ADRs” are to the American depositary receipts, which, if issued, evidence our ADSs;
- “ADSs” are to the American depositary shares, each representing one ordinary share, par value US\$0.01 per share, of our company;
- “China” and the “PRC” are to the People’s Republic of China, excluding, for the purpose of this annual report only, Taiwan and the special administrative regions of Hong Kong and Macau;
- “convertible senior notes” are to our zero coupon convertible senior notes due 2012;
- “RMB” and “Renminbi” are to the legal currency of the PRC;
- “shares” and “ordinary shares” are to our ordinary shares, par value US\$0.01 per share; and
- “we,” “us” “our” and “our company” refer to Yingli Green Energy Holding Company Limited, a company incorporated in the Cayman Islands, all direct and indirect consolidated subsidiaries of Yingli Green Energy Holding Company Limited, and our predecessor, Baoding Tianwei Yingli New Energy Resources Co., Ltd., or Tianwei Yingli, and its consolidated subsidiary, unless the context otherwise requires or as otherwise indicates.

PART I

ITEM 1. IDENTITY OF DIRECTORS, SENIOR MANAGEMENT AND ADVISERS

Not Applicable.

ITEM 2. OFFER STATISTICS AND EXPECTED TIMETABLE

Not Applicable.

ITEM 3. KEY INFORMATION

A. Selected Financial Data

| | | | | | | |
|---|------------|------------|------------|------------|------------|-----------|
| Cash | 1,108,914 | 3,248,086 | 5,856,132 | 4,181,038 | 2,084,865 | 334,644 |
| Accounts receivable, net | 1,441,949 | 1,750,898 | 1,909,319 | 2,130,377 | 3,634,151 | 583,321 |
| Inventories | 2,040,731 | 1,665,021 | 2,524,956 | 2,670,919 | 2,523,550 | 405,058 |
| Prepayments to suppliers | 774,014 | 329,457 | 573,937 | 386,939 | 239,912 | 38,509 |
| Total current assets | 6,061,133 | 7,956,475 | 12,907,061 | 12,738,295 | 11,112,874 | 1,783,740 |
| Long-term prepayments to suppliers | 674,164 | 678,311 | 504,326 | 1,322,714 | 1,280,131 | 205,475 |
| Property, plant and equipment, net | 3,385,682 | 6,573,851 | 9,933,956 | 12,389,184 | 13,218,200 | 2,121,667 |
| Total assets | 11,067,796 | 16,257,105 | 24,188,494 | 27,483,413 | 27,153,586 | 4,358,451 |
| Short-term borrowings, including current portion of long-term debt ⁽³⁾ | 2,044,200 | 3,501,027 | 5,857,878 | 8,225,076 | 7,526,015 | 1,208,009 |
| Convertible senior notes | — | 1,291,843 | — | 9,218 | — | — |
| Total current liabilities | 2,829,419 | 6,939,388 | 9,782,978 | 12,949,612 | 12,940,969 | 2,077,170 |
| Senior secured convertible notes | — | 100,139 | 83,213 | — | — | — |
| Long-term debt, excluding current portion | 662,956 | 752,809 | 2,496,482 | 3,451,899 | 4,076,456 | 654,316 |
| Total liabilities | 4,895,526 | 8,071,246 | 13,914,878 | 20,429,752 | 22,936,815 | 3,681,613 |
| Shareholders' equity: ordinary shares | 9,922 | 11,363 | 11,881 | 12,011 | 12,241 | 1,965 |
| Noncontrolling interests | 1,395,151 | 1,550,785 | 1,922,744 | 1,892,464 | 1,846,905 | 296,448 |
| Total shareholders' equity | 6,172,270 | 8,185,859 | 10,273,616 | 7,053,661 | 4,216,771 | 676,838 |

| | For the Year Ended December 31, | | | | |
|---|---------------------------------|-------|---------|---------|---------|
| | 2008 | 2009 | 2010 | 2011 | 2012 |
| Consolidated Operating Data | | | | | |
| PV modules sold (in megawatts) ⁽⁴⁾ | 281.5 | 525.3 | 1,061.6 | 1,603.8 | 2,297.1 |

- (1) Commencing January 1, 2007, one of our principal operating subsidiaries, Tianwei Yingli, began enjoying certain exemptions from income tax. From 2011, Hainan Yingli New Energy Resources Co., Ltd., or Yingli Hainan, began enjoying certain exemptions from income tax.

The decrease (increase) in net income (loss) attributable to Yingli Green Energy and decrease (increase) in basic and diluted earnings (loss) per share without the tax holidays for the years ended December 31, 2008, 2009, 2010, 2011 and 2012 are as follows:

| | For the Year Ended December 31, | | | | |
|---|---------------------------------|----------|--------|----------|------|
| | 2008 | 2009 | 2010 | 2011 | 2012 |
| | RMB | RMB | RMB | RMB | US\$ |
| Net income (loss) attributable to Yingli Green Energy | 196,873 | (51,226) | 94,632 | (52,951) | — |
| Basic earnings (loss) per share | 1.55 | (0.37) | 0.62 | (0.34) | — |
| Diluted earnings (loss) per share | 1.52 | (0.37) | 0.59 | (0.34) | — |

- (2) Gross profit (loss) margin, operating profit (loss) margin and net profit (loss) margin represent gross profit (loss), operating profit (loss) and net profit or loss attributable to Yingli Green Energy, respectively, divided by net revenues.
- (3) Includes loans guaranteed or entrusted by related parties, which amounted to nil, RMB370.0 million, RMB1,647.2 million, RMB3,197.8 million and RMB3,448.5 million (US\$553.5 million), as of December 31, 2008, 2009, 2010, 2011 and 2012, respectively.
- (4) PV modules sold for a given period represents the total PV modules, as measured in megawatts, delivered to customers under the then effective supply contracts during such period.

[Table of Contents](#)

Exchange Rate Information

The conversion of Renminbi into U.S. dollars in this annual report is based on the noon buying rate in The City of New York for cable transfers of Renminbi per U.S. dollar as set forth in the H.10 weekly statistical release of the Federal Reserve Board. Unless otherwise noted, all translations from Renminbi to U.S. dollars in this annual report were made at a rate of RMB6.2301 to US\$1.00, the noon buying rate in effect as of December 31, 2012. We make no representation that any Renminbi or U.S. dollar amounts could have been, or could be, converted into U.S. dollars or Renminbi, as the case may be, at any particular rate, the rates stated below, or at all. The PRC government imposes control over its foreign currency reserves in part through direct regulation of the conversion of Renminbi into foreign exchange and through restrictions on foreign trade. On April 22, 2013, the noon buying rate as set forth in the H.10 weekly statistical release of the Federal Reserve Board was RMB 6.1772 to US\$1.00.

The following table sets forth information concerning exchange rates between the RMB and the U.S. dollar for the periods indicated.

| Period | Noon Buying Rate(1) | | | |
|--------|---------------------|------------|--------|--------|
| | Period End | Average(2) | High | Low |
| | (RMB per US\$1.00) | | | |
| 2008 | 6.8225 | 6.9192 | 7.2946 | 6.7800 |

| | | | | |
|--------------------------------|--------|--------|--------|--------|
| 2009 | 6.8259 | 6.8295 | 6.8470 | 6.8176 |
| 2010 | 6.6000 | 6.7603 | 6.8330 | 6.6000 |
| 2011 | 6.2939 | 6.3716 | 6.6364 | 6.2133 |
| 2012 | | | | |
| October | 6.2372 | 6.2627 | 6.2877 | 6.2372 |
| November | 6.2225 | 6.2338 | 6.2454 | 6.2221 |
| December | 6.2301 | 6.2328 | 6.2502 | 6.2251 |
| 2013 | | | | |
| January | 6.2186 | 6.2215 | 6.2303 | 6.2134 |
| February | 6.2213 | 6.2323 | 6.2438 | 6.2213 |
| March | 6.2108 | 6.2154 | 6.2246 | 6.2154 |
| April (through April 22, 2013) | 6.1772 | 6.1927 | 6.2078 | 6.1720 |

- (1) Source: Federal Reserve Bank of New York for 2008 and H.10 weekly statistical release of the Federal Reserve Board for January 2009 and later periods.
- (2) Annual averages are calculated by averaging exchange rate on the last business day of each month or the elapsed portion thereof during the relevant period. Monthly averages are calculated using the average of the daily rates during the relevant period.

B. Capitalization and Indebtedness

Not Applicable.

C. Reasons for the Offer and Use of Proceeds

Not Applicable.

D. Risk Factors

Risks Related to Us and the PV Industry

Adverse economic conditions in our target markets as well as an increased supply of PV modules has had and may continue to have a material adverse effect on our profitability and results of operations.

Demand for our products substantially depends on the general economic conditions in our target markets. The economies of many countries around the world, including those in our target markets, experienced a period of slow economic growth and adverse credit market conditions as a result of the global financial crisis in 2008 and 2009 and the ongoing sovereign debt crisis in Europe. As PV system projects generally require significant upfront capital expenditures, our customers have historically relied on financing for the purchase of our products. As a result of weakened macroeconomic conditions and in particular the adverse credit market conditions, our customers experienced difficulty in obtaining financing on attractive terms or at all. As a result, the growth in demand for PV modules has declined significantly since the fourth quarter of 2008. Although the credit market conditions improved since the second quarter of 2009, which contributed to an increase in the demand for our products, the demand for our products slowed down again in the first quarter and the fourth quarter of 2011 and the third quarter of 2012, primarily caused by the adjustment of subsidies and economic incentives for PV installations as part of government austerity measures in many countries. The negative effect from the adjustment of government subsidies and economic incentives is partially offset by the significantly reduced PV system cost since the third quarter of 2011.

[Table of Contents](#)

In addition, the supply of PV modules has increased due to production capacity expansion by PV module manufacturers worldwide in recent years which, together with a slowdown in demand for PV modules, resulted in a decline of prices of PV modules beginning in the fourth quarter of 2008. The average selling price of our PV modules decreased significantly since the fourth quarter of 2008. While we have achieved cost savings through vertical integration, economies of scale and technological improvements, the decrease in the average selling price of our PV modules primarily caused our gross profit margin to decrease significantly from 33.2% for 2010 to 16.7% for 2011 and negative 3.2% for 2012.

There can be no assurance that the demand for our products will increase or remain at the current level or such demand will not decline again in the near future, or our cost saving efforts will improve our profitability or prevent our profit margin from further declining under the current macroeconomic conditions. If we experience further declines in demand for our products or decreases in the average selling price of our PV modules in the future, our financial condition and results of operation could be materially and adversely affected.

The high cost or inaccessibility of financing for solar energy projects has adversely affected and may continue to adversely affect demand for our products and materially reduce our revenue and profits.

If financing for solar energy projects continues to become more costly or inaccessible, the growth of the market for solar energy applications may be materially and adversely affected, which could adversely affect demand for our products and materially reduce our revenue and profits. The average selling price of our PV modules decreased significantly since the fourth quarter of 2008, partly due to the tightened credit for PV system project financing as the result of the global financial crisis in 2008 and 2009 and the ongoing sovereign debt crisis in Europe. In addition, rising interest rates could render existing financings more expensive, as well as present an obstacle for potential financings that would otherwise spur the growth of the PV industry. Furthermore, some

countries, government agencies and the private sector have, from time to time, provided subsidies or financing on preferred terms for rural electrification programs. Some of our products are used in “off-grid” solar energy applications, where solar energy is provided to end users independent of an electricity transmission grid. We believe that the availability of financing could have a significant effect on the level of sales of off-grid solar energy applications, particularly in developing countries where users may not have sufficient resources or credit to otherwise acquire PV systems. If these existing financing programs are reduced or eliminated or if financings for solar energy projects continue to be tight or become more expensive, demand for our products would be adversely affected and our revenue and profits could decline.

A significant reduction in or discontinuation of government subsidies and economic incentives may have a material adverse effect on our results of operations.

Demand for our products substantially depends on government incentives aimed to promote greater use of solar power. In many countries in which we are currently or intend to become active, the PV markets, particularly the market for “on-grid” PV systems, would not be commercially viable without government incentives. This is because the cost of generating electricity from solar power currently exceeds the cost of generating electricity from conventional or non-solar renewable energy sources.

The scope of the government incentives for solar power depends, to a large extent, on political and policy developments in a given country related to environmental, economic or other concerns, which could lead to a significant reduction in or a discontinuation of the support for renewable energy sources in such country. For example, in January 2012, Spain announced that it will suspend the subsidized electricity prices paid to new photovoltaic power plants. The German government reduced solar feed-in tariffs for roof-top systems and ground-based systems several times in 2009, 2010, 2011 and 2012. In 2010 and May 2011, the Italian government announced annual reductions to feed-in tariffs in an effort to impede its overheating solar market. In April 2011, the British Department of Energy and Climate Change, or the DECC, reduced the feed-in-tariff for PV projects between 250kW and 5MW. In September 2012, the DECC proposed to reduce the Renewables Obligation Certificates (ROCs) support rates for new PV projects accredited from April 2013. In March 2013, the National Development and Reform Commission, or NDRC, of China proposed to reduce the feed-in tariff for utility scale PV projects. In addition, in certain countries, including countries to which we export PV products, government financial support of PV products has been, and may continue to be, challenged as being unconstitutional or otherwise unlawful. A significant reduction in the scope or discontinuation of government incentive programs, especially in our target markets, would have a material adverse effect on the demand for our PV modules as well as our results of operations.

Our failure to obtain polysilicon in sufficient quantities, of appropriate quality and in a timely manner could disrupt our operations, prevent us from operating at full capacity or limit our ability to expand as we may plan for the future, which will reduce, and limit the growth of, our manufacturing output and revenue.

Polysilicon is the most important raw material used in the production of our PV products. To maintain competitive manufacturing operations, we depend on timely delivery by our suppliers of polysilicon in sufficient quantities and of appropriate quality. Until the fourth quarter of 2008, there was an industry-wide shortage of polysilicon. As a result, we had historically faced the prospect of a shortage of polysilicon and late or failed delivery of polysilicon from suppliers. We may experience actual shortage of polysilicon or late or failed delivery in the future for various reasons. For example, the terms of our polysilicon contracts with, or purchase orders to, our suppliers may be altered or cancelled by the suppliers with limited or no penalty to them, in which case we may not be able to recover damages fully or at all.

[Table of Contents](#)

If we fail to obtain delivery of polysilicon in amounts and according to time schedules as agreed with our suppliers, or at all, we may be forced to reduce production or secure alternative sources of polysilicon in the spot market, which may not provide polysilicon in amounts or quality required by us or at comparable or affordable prices, or at all. Our failure to obtain the required amount and quality of polysilicon on time and at affordable prices can seriously hamper our ability to meet our contractual obligations to deliver PV products to our customers. Any failure by us to meet such obligations could have a material adverse effect on our reputation, retention of customers, market share, business and results of operations and may subject us to claims from our customers and other disputes. In addition, our failure to obtain sufficient amounts of polysilicon of the appropriate quality could result in underutilization of our existing and new production facilities and an increase of our marginal production cost, and may prevent us from implementing future capacity expansion plans, if any. Any of the above events could have a material adverse effect on our business, financial condition and results of operations.

Volatility in polysilicon prices may adversely affect our results of operations.

Until the fourth quarter of 2008, there had been an industry-wide shortage of polysilicon, primarily due to the growing demand for PV products and limited supply of polysilicon, which resulted in increasing prices of polysilicon under both long-term supply contracts and on the spot market. From the fourth quarter of 2008 to the second quarter of 2009, as the result of increased polysilicon manufacturing capacity and the decrease in the demand for polysilicon due to the global financial crisis in 2008 and 2009, the price of polysilicon has decreased significantly. Although the polysilicon price rebounded between the third quarter of 2010 and the first quarter of 2011 due to the recovery of demand for PV products in certain markets, the polysilicon price has decreased significantly again starting from the second quarter of 2011 as the result of increased polysilicon manufacturing capacity for polysilicon and the pressure from the decreasing average selling price of PV modules. In 2012, the polysilicon prices continued to decline and reached a historical low of approximately US\$14 per kilogram in November 2012. On July 20, 2012, the Ministry of Commerce of People’s Republic of China, or MOFCOM, initiated an anti-dumping investigation on imports of solar grade polysilicon originating in the United States and South Korea and an anti-subsidy investigation on the same products from the United States. On November 1, 2012, MOFCOM initiated an anti-dumping and an anti-subsidy investigation on the same products originating in the EU. On November 26, 2012, MOFCOM launched an investigation to determine whether anti-dumping and countervailing duties on polysilicon imported from the United States, South Korea and the EU (if any) should be levied retroactively. According to the updated timeline, MOFCOM’s preliminary determinations are scheduled to be issued by late June 2013 and the time of the final decisions is yet unclear but should in no case be later than the end of 2013. Since polysilicon is one of our major inputs for the production of wafers and subsequently cells and modules and a large portion of the sourcing of polysilicon is from the countries that are subject to the above mentioned investigation, should there be anti-dumping and countervailing duties imposed

(whether retroactively or not), our cost of production for solar modules may be materially and adversely affected. Partly due to China's anti-dumping and anti-subsidy investigations against U.S., South Korean and European polysilicon manufactures, polysilicon prices rebounded slightly since December 2012 and remained below US\$20 per kilogram as of the date of this annual report. There is no assurance that the polysilicon price will not increase significantly in the future. To the extent we are not able to pass any increased costs on to our customers, we may be placed at a competitive disadvantage vis-à-vis our competitors, and our business, cash flows, financial condition and results of operations may be materially and adversely affected.

Our polysilicon cost may be higher than the market level as a result of our long-term polysilicon purchase commitment with fixed prices, and our in-house polysilicon production may not be cost-effective, both of which may materially and adversely affect our results of operations.

In response to the industry-wide shortage of polysilicon supply in recent years until the fourth quarter of 2008, we had entered into short-term, medium-term and long-term supply contracts with fixed prices or prices adjustable with set formulas to secure our polysilicon supply. Since the fourth quarter of 2008, the price of polysilicon has decreased significantly as the result of increased polysilicon manufacturing capacity and the pressure from decreasing average selling price of PV modules. To address the significant decrease in polysilicon price, we have renegotiated, and are still negotiating, with our suppliers to reduce the purchase price for a substantial amount of polysilicon supplied under certain of our prior polysilicon supply contracts. However, the purchase prices under certain of our long-term polysilicon purchase contracts were higher than the continuously declining market price of polysilicon. In 2011, we recognized a total of non-cash provision of RMB851.7 million on our inventory purchase commitment under long-term polysilicon supply contracts as a result of the continuing decline in the polysilicon price. If the price under our current contracts remains to be higher than the market price of polysilicon, we may have higher cost of polysilicon compared with other competitors who purchase their polysilicon from the spot market.

Our dependence on a limited number of suppliers for a substantial majority of polysilicon could prevent us from delivering our products in a timely manner to our customers in the required quantities, which could result in order cancellations, decreased revenue and loss of market share.

In 2010, 2011 and 2012, our five largest suppliers supplied in the aggregate approximately 93.1%, 82.6% and 86.6%, respectively, of our total polysilicon purchases. If we fail to develop or maintain our relationships with these or our other suppliers, we may be unable to manufacture our products, our products may only be available at a higher cost or after a long delay, or we could be prevented from delivering our products to our customers in the required quantities, at competitive prices and on acceptable terms of delivery. Problems of this kind could cause us to experience order cancellations, decreased revenue and loss of market share. In general, the failure of a supplier to supply materials and components that meet our quality, quantity and cost requirements in a timely manner due to lack of supplies or other reasons could impair our ability to manufacture our products or could increase our costs, particularly if we are unable to obtain these materials and components from alternative sources in a timely manner or on commercially reasonable terms. Some of our suppliers have a limited operating history and limited financial resources, and some contracts we entered into with these suppliers do not clearly provide for remedies to us in the event any of these suppliers is not able to, or otherwise does not, deliver, in a timely manner or at all, any materials it is contractually obligated to deliver. Although we plan to refine Fine Silicon's production process in order to produce polysilicon at a cost comparable to or lower than prevailing market prices, we do not expect Fine Silicon to meet any meaningful portion of our polysilicon needs in the near future. See "—We may not be able to resume our in-house polysilicon production as cost-effective as expected or at all" below. As a result, we expect to continue to rely on third-party polysilicon suppliers for a significant portion of our polysilicon needs and any disruption in their supply of polysilicon to us may adversely affect our business, financial condition and results of operations.

[Table of Contents](#)

Historically, due to a shortage of raw materials for the production of PV modules, increased market demand for polysilicon raw materials, the failure by some polysilicon suppliers to achieve expected production volumes and certain other factors, a few of our polysilicon suppliers failed to fully perform on their polysilicon supply contractual commitments to us, and we consequently did not receive part of the contractually agreed quantities of polysilicon raw materials from these suppliers. While we were able to replace such expected deliveries of polysilicon through purchases from the spot market and new supply contracts, we cannot assure you that any future failure of our suppliers to deliver agreed quantities of polysilicon could be substantially replaced in a timely manner or at all or that the price of such purchases or terms of such contracts will be favorable to us.

We depend, and expect to continue to depend, on a limited number of customers for a significant percentage of our revenues. As a result, the loss of, or a significant reduction in orders from, any of these customers would significantly reduce our revenues and harm our results of operations. In addition, a significant portion of our outstanding accounts receivable is derived from sales to a limited number of customers. Failure of any of these customers to meet their payment obligations would materially and adversely affect our financial position, liquidity and results of operations.

We currently expect that our results of operations will, for the foreseeable future, continue to depend on the sale of our PV modules to a relatively small number of customers until we become successful in significantly expanding our customer base or diversifying product offerings. In 2010, 2011 and 2012, sales to our five largest customers accounted for approximately 30.8%, 27.7% and 26.0%, respectively, of our net revenues. We cannot assure you that we will continue to generate significant revenues from these customers or that we will be able to maintain these customer relationships. In addition, our business is affected by competition in the market for the products that many of our major customers sell, and any decline in the businesses of our customers could reduce the purchase of our products by these customers. The loss of sales to any of these customers could also have a material adverse effect on our business, prospects and results of operations.

In addition, a significant portion of our outstanding accounts receivable were derived from sales to a limited number of customers. As of December 31, 2010, 2011 and 2012, our five largest outstanding accounts receivable balance (net of provisions) accounted for approximately 33.3%, 33.8% and 24.2%, respectively, of our total outstanding accounts receivable. We are exposed to the credit risk of these customers, some of which are new customers with whom we have not had extensive business dealings historically. The failure of any of these customers to meet their payment obligations would materially and adversely affect our financial position, liquidity and results of operations.

We face intense competition in the PV modules and PV system markets and our PV products compete with different solar energy systems as well as other renewable energy sources in the alternative energy market. If we fail to adapt to changing market conditions and to compete successfully with existing or new competitors, our business prospects and results of operations would be materially and adversely affected.

The PV market is intensely competitive and rapidly evolving. The number of PV product manufacturers had rapidly increased due to the growth of actual and forecasted demand for PV products and the relatively low barriers to entry. If we fail to attract and retain customers in our target markets for our current and future core products, namely PV modules and PV systems, we will be unable to increase our revenues and market share.

We compete with both local and international producers of solar products, including the solar energy divisions of large conglomerates such as Sharp Corporation, PV module manufacturers such as SunPower Corporation, thin film solar module manufacturers such as First Solar, Inc. and integrated PV product manufacturers such as SolarWorld AG, Renewable Energy Corporation and Trina Solar Limited.

We may also face competition from new entrants to the PV market, including those that offer more advanced technological solutions or that have greater financial resources, such as semiconductor manufacturers, several of which have started the production of PV cells and PV modules. A significant number of our competitors are developing or currently producing products based on technologies believed to be more advanced, including amorphous silicon, string ribbon and nano technologies, some or all of which may eventually offer cost advantages over the crystalline polysilicon technologies we currently use. A widespread adoption of any of these technologies could result in a rapid decline in demand for our products and a resulting decrease in our revenues if we fail to adopt such technologies. In addition, like us, some of our competitors have become, or are becoming, vertically integrated in the PV industry value chain, from silicon ingot manufacturing to PV system sales and installation. This could further erode our competitive advantage as a vertically integrated PV product manufacturer. In addition, our competitors may also enter into the polysilicon manufacturing business, which may provide them with cost advantages. Furthermore, the entire PV industry also faces competition from conventional energy and non-solar renewable energy providers.

Many of our existing and potential competitors may have substantially greater financial, technical, manufacturing and other resources than we do. Some of our competitors also have better brand name recognition or more established distribution networks in certain important markets, larger customer bases or more in-depth knowledge of the target markets. As a result, they may be able to devote greater resources to the research and development, promotion and sale of their products and respond more quickly to evolving industry standards and changes in market conditions as compared to us. Our failure to adapt to changing market conditions and to compete successfully with existing or future competitors would have a material adverse effect on our business, prospects and results of operations.

[Table of Contents](#)

If PV technology is not suitable for widespread adoption, or sufficient demand for PV products does not develop or takes longer to develop than we anticipated, our sales may not continue to increase or may even decline, and we may be unable to sustain profitability.

The PV market is at a relatively early stage of development and the extent to which PV products will be widely adopted is uncertain. The PV industry may also be particularly susceptible to economic downturns. Market data in the PV industry are not as readily available as those in other more established industries where trends can be assessed more reliably from data gathered over a longer period of time. If PV technology proves unsuitable for widespread adoption or if demand for PV products fails to develop sufficiently, we may not be able to grow our business or generate sufficient revenues to sustain our profitability. In addition, demand for PV products in our targeted markets, including China, may not develop or may develop to a lesser extent than we anticipated. Many factors may affect the viability of widespread adoption of PV technology and demand for PV products, including (i) cost-effectiveness of PV products compared to conventional and other non-solar energy sources and products; (ii) performance and reliability of PV products compared to conventional and other non-solar energy sources and products; (iii) availability of government subsidies and incentives to support the development of the PV industry; (iv) success of other alternative energy generation technologies, such as fuel cells, wind power and biomass; (v) fluctuations in economic and market conditions that affect the viability of conventional and non-solar alternative energy sources, such as increases or decreases in the prices of oil and other fossil fuels; (vi) capital expenditures by end users of PV products, which tend to decrease when economy slows down; and (vii) deregulation of the electric utility industry and broader energy industry.

Existing regulations and policies governing the electric utility industry, as well as changes to these regulations and policies, may adversely affect demand for our products and materially reduce our revenue and profits.

The electric utility industry is subject to extensive regulation, and the market for PV products is heavily influenced by these regulations as well as the policies promulgated relating to electric utilities. These regulations and policies often affect electricity pricing and technical interconnection of end-user power generation. As the market for solar and other alternative energy sources continues to evolve, these regulations and policies are being modified and may continue to be modified. Customer purchases of, or further investment in research and development of, solar and other alternative energy sources may be significantly affected by these regulations and policies, which could significantly reduce demand for our products and materially reduce our revenue and profits.

Moreover, we expect that our PV products and their installation will be subject to oversight and regulation in accordance with international, national and local ordinances relating to building codes, safety, environmental protection, utility interconnection and metering and related matters in various countries or regions. We also have to comply with the requirements of individual localities and design equipment to comply with varying standards applicable in the jurisdictions where we conduct business. Any new government regulations or utility policies pertaining to our PV products may result in significant additional expenses to us, our distributors and end users and, as a result, could cause a significant reduction in demand for our PV products, as well as materially and adversely affect our financial condition and results of operations.

Advance payment arrangements between us and some of our polysilicon suppliers and many of our equipment suppliers expose us to the credit risks of such suppliers and may increase our costs and expenses, which could in turn have a material adverse effect on our liquidity.

We made advance payments to some of our polysilicon suppliers under long-term supply contracts we signed with them. As of December 31, 2012, we had long-term prepayment balances for polysilicon in a total amount of RMB 1,280.1 million (US\$205.5 million) under such long-term contracts. Currently, we are renegotiating with some of our polysilicon suppliers on the purchase price of a substantial amount of polysilicon supply under certain long-term contracts. See “—Our polysilicon cost may be higher than the market level as a result of our long-term polysilicon purchase commitment with fixed prices, and our in-house polysilicon production may not be cost-effective, both of which may materially and adversely affect our results of operations” above. If we fail to reach agreements with such suppliers on the quantities and price of the polysilicon supply under those contracts, the suppliers may hold the advance payment and claim for further damages. In addition, under existing supply contracts with many of our equipment suppliers, consistent with the industry practice, we make advance payments to our suppliers prior to the scheduled delivery dates for equipment. In many such cases, we make the advance payments without receiving collateral for such payments. As a result, our claims for such payments would rank as unsecured claims, which would expose us to the credit risks of our suppliers in the event of their insolvency or bankruptcy. Under such circumstances, our claims against the defaulting suppliers would rank below those of secured creditors, which would undermine our chances of obtaining the return of our advance payments. Accordingly, any of the above scenarios may have a material adverse effect on our financial condition, results of operations and liquidity.

Our growth strategy requires substantial capital expenditures, significant engineering efforts, timely delivery of manufacturing equipment and dedicated management attention, and our failure to complete our future expansion plans or otherwise effectively manage our growth could have a material adverse effect on the growth of our sales and earnings.

Our future success partially depends on our ability to expand our manufacturing capacity as needed to meet market demands on our products promptly and in a cost-efficient manner. If we are unable to do so, we will not be able to attain the desired level of economies of scale in our operations or lower our marginal production costs to the level necessary to effectively maintain our pricing and other competitive advantages. We have made substantial capital expenditures for our growth in the past and future expansions. For example, we completed an aggregate of 750 megawatts capacity expansion projects in the third quarter of 2012, bringing our total annual production capacity to 2,450 megawatts. Our growth strategy has required and may continue to require substantial capital expenditures, significant engineering efforts, timely delivery of manufacturing equipment, dedicated management attention and the recruitment and training of new employees and is subject to significant risks and uncertainties, including:

[Table of Contents](#)

- we may need to continue to contribute significant additional capital to our subsidiaries through the issuance of equity or debt securities or entering into new credit facilities or other arrangements in order to finance the costs of developing the new facilities, which may not be conducted on reasonable terms or at all, and which could be dilutive to our existing shareholders; such capital contributions, if contributed from outside of PRC, also require PRC regulatory approvals in order for such funds to be transferred to our subsidiaries within PRC, which approvals may not be granted in a timely manner or at all;
- we will be required to obtain governmental approvals, permits or documents of similar nature with respect to any new expansion projects, but it is uncertain whether such approvals, permits or documents will be obtained in a timely manner or at all;
- we may experience cost overruns, construction delays, equipment problems, including delays in manufacturing equipment deliveries or deliveries of equipment that is damaged or does not meet our specifications, and other operating difficulties;
- we are using new equipment and technology to lower our unit capital and operating costs, but we cannot assure you that such efforts will be successful; and
- we may not have sufficient management resources to properly oversee future capacity expansion.

Any of these or similar difficulties could adversely affect our ability to manage the growth of our operations. Any significant delays or constraints to our future manufacturing capacity expansion plans, if any could limit our ability to increase sales, reduce marginal manufacturing costs or otherwise improve our prospects and profitability. In addition, we may have over-capacity as a result of our future manufacturing capacity expansion if we do not sufficiently increase sales.

We may undertake acquisitions, investments, joint ventures or other strategic alliances, which may have a material adverse effect on our ability to manage our business, and such undertakings may be unsuccessful.

Our strategy includes plans to grow both organically and through acquisitions, participation in joint ventures or other strategic alliances with suppliers or other companies in China and overseas along the PV industry value chain. Acquisitions, investments, joint ventures and other strategic alliances may expose us to new operational, regulatory, market and geographic risks as well as risks associated with additional capital requirements, including:

- our inability to integrate new business, operations, personnel, products, services and technologies;
- unforeseen or hidden liabilities, including exposure to administrative or legal proceedings associated with newly acquired companies;
- the diversion of resources from our existing businesses;
- disagreement with joint venture or strategic alliance partners;

- contravention of regulations governing cross-border investment;
- failure to comply with laws and regulations as well as industry or technical standards of the overseas markets into which we expand;
- our inability to generate sufficient revenues to offset the costs and expenses of acquisitions, strategic investments, joint venture formations or other strategic alliances;
- our inability to achieve the intended cost efficiency, level of profitability or other intended strategic goals for the acquisitions, strategic investments, joint ventures or other strategic alliances; and
- potential loss of, or harm to, employees or customer relationships.

Any of these events could disrupt our ability to manage our business, which in turn could have a material adverse effect on our financial condition and results of operations. Such risks could also result in our failure to derive the intended benefits of the acquisitions, strategic investments, joint ventures or other strategic alliances and we may be unable to recover our investment in such initiatives.

We may not be able to resume our in-house polysilicon production as cost-effective as expected or at all.

Fine Silicon, our wholly owned polysilicon production subsidiary, started trial production in late 2009 and was initially expected to reach its full production capacity of 3,000 tons of polysilicon per year. However, as market prices of polysilicon decreased sharply in recent years, Fine Silicon's designed production was no longer cost-effective. Currently, Fine Silicon is not manufacturing any meaningful amount of polysilicon. We recorded a non-cash impairment of long-lived assets of Fine Silicon in an amount of RMB 2,275.0 million and RMB200.5 million (US\$32.2 million) for 2011 and 2012, respectively, which in the aggregate represented a write-down of the entire equipment of Fine Silicon. We plan to refine Fine Silicon's production process and resume its normal production when Fine Silicon can produce polysilicon at a cost comparable to or lower than prevailing market prices of polysilicon, which, if achieved, is expected to have a positive effect on our results of operations. However, we cannot assure you that we will be able to successfully resume Fine Silicon's normal polysilicon production or achieve the desired cost-efficiency in the near future or at all. If we fail to do so, we will not be able to realize the expected positive effect on our results of operations, and our supply of polysilicon will remain to be subject to market volatilities.

[Table of Contents](#)

Ingot production is energy-intensive and if our energy costs rise or if our energy supplies are disrupted, our results of operations may be materially and adversely affected.

The ingot production process is highly dependent on a constant supply of electricity to maintain the optimal conditions for production. If these levels are not maintained, we may experience significant delays in the production of ingots. With the rapid development of the Chinese economy, demand for electricity has continued to increase. There have been shortages in electricity supply in various regions across China, especially during peak seasons such as summer. In the event that electricity and other energy supplies to our manufacturing facilities are disrupted, our business, results of operations and financial condition could be materially and adversely affected. In addition to shortages, we are subject to potential risks of interruptions in energy supply due to equipment failure, weather events or other causes. There can be no assurance that we will not face power related problems in the future.

Even if we had access to sufficient sources of electricity, as we consume substantial amounts of electricity in our manufacturing process, any significant increase in the costs of electricity could adversely affect our profitability. The electricity price in China will also be largely dependent on the price for coal, which has been increasing. If electricity and other energy costs were to increase, our business, financial condition, results of operations or liquidity position could be adversely affected.

Fluctuations in exchange rates have in the past and may continue to adversely affect our results of operations.

Most of our sales are currently denominated in Euros or U.S. dollars, while a substantial portion of our costs and expenses is denominated in Renminbi, Euros and U.S. dollars. In addition, we must constantly convert one currency into another to make payments. Therefore, fluctuations in currency exchange rates could have a significant effect on our results of operations due to mismatches among various foreign currency-denominated transactions, including sales of PV modules in overseas markets and purchases of silicon raw materials and equipment in China, and the time gap between the signing of the related contracts and cash receipts and disbursements related to such contracts.

In 2012, we recognized a net foreign currency exchange loss of RMB 78.6 million (US\$12.6 million) primarily due to the depreciation of the Euro and the U.S. dollar against the Renminbi. We have entered into hedging and foreign currency forward arrangements to limit our exposure to foreign currency exchange risk. However, we will continue to be exposed to foreign currency exchange risk to the extent that our hedging and foreign currency forward arrangements do not cover all of our expected revenues denominated in foreign currencies. We cannot predict the effect of exchange rate fluctuations on our foreign currency exchange gains or losses in the future. We may continue to reduce the effect of such exposure through hedging or other similar arrangements, but because of the limited availability of such instruments in China, we cannot assure you that we will always find a hedging arrangement suitable to us, or that such derivative activities will be effective in managing our foreign exchange risk.

In addition, our functional currency for our PRC subsidiaries is Renminbi. Our sales generated by our PRC subsidiaries which are denominated in foreign currencies need to be translated into Renminbi when they are recorded as our revenues. Therefore, depreciation of foreign currencies in which our sales are denominated, such as the Euro and the U.S. dollar, against the Renminbi will cause our reported revenues to decline. In 2010, 2011 and 2012, the

depreciation of the Euro and U.S. dollar against the Renminbi adversely affected our total net revenues, as a majority of our PV module shipments were under contracts denominated in the Euro and the U.S. dollar. Any further depreciation of foreign currencies in which our sales are denominated against the Renminbi will continue to adversely affect our revenues and results of operations.

Our product development initiatives and other research and development efforts may fail to improve manufacturing efficiency or yield commercially viable new products.

We are making efforts to improve our manufacturing processes and improve the quality of our PV products. We believe that the efficient use of polysilicon is essential to reducing our manufacturing costs. We have been exploring several measures to improve the efficient use of polysilicon in our manufacturing process, including reducing the thickness of silicon wafers. However, the use of thinner silicon wafers may have unforeseen negative consequences, such as increased breakage and reduced reliability and conversion efficiency of our PV cells and modules. As a result, reducing the thickness of silicon wafers may not lead to the cost reductions we expect to achieve, while at the same time it may reduce customer satisfaction with our products, which in turn could have a material adverse effect on our customer relationships, reputation and results of operations.

We are also exploring ways to improve our PV module products. Additional research and development efforts will be required before our products in development may be manufactured and sold at a commercially viable level. We cannot assure you that such efforts will improve the efficiency of manufacturing processes or yield new products that are commercially viable. In addition, the failure to realize the intended benefits from our product development initiatives could limit our ability to keep pace with the rapid technological changes, which in turn would hurt our business and prospects.

[Table of Contents](#)

For example, in order to meet the increasing demand for our products and further drive down costs through increased cell conversion efficiency and the larger scale of manufacturing, we started to implement Project PANDA, a research and development project for next-generation high efficiency monocrystalline PV cells, in June 2009. In 2012, we achieved an average efficiency rate of 19.2% and a record cell conversion efficiency rate of 20.0% on the PANDA commercial production lines. However, as we are new to the monocrystalline technology, we may not be able to overcome all technical challenges in the process of commercializing new technology developed from Project PANDA and maintain or further improve the cell conversion efficiency rate we have achieved. In addition, we only have limited experience with customer demands in the monocrystalline PV market and may not be able to adapt to the monocrystalline PV market conditions. The established and more experienced competitors in the monocrystalline PV market may possess superior technology and have better known brand names than us. If we fail to successfully continue commercializing our monocrystalline PV technology or are unable to operate competitively in the monocrystalline market, we may not be able to recover the cost of our investments, which may have a material adverse effect on our business, financial condition, results of operations and prospects.

Our operating results may fluctuate from period to period.

Our results of operations are subject to many factors out of our control, which include, among others, changes in costs of raw materials, delays in equipment delivery, suppliers' failure to perform their delivery obligations, cancellation or delay of customers' orders, interruptions in utilities supply and other key production inputs, general economic conditions and changes in government policies or incentive schemes, and uncertainties relating to or accounting charges caused by any of the these factors. Any one or combination of these factors may cause our results of operations to fluctuate significantly from period to period or deviate from the expectations of the investment community or our own projections. As a result, comparing our results of operations on a period-to-period basis may not be meaningful, and you should not rely on our past results or projections as an indication of our future performance.

Failure to achieve satisfactory output of our PV modules and PV systems could result in a decline in sales.

The manufacture of PV modules and PV systems is a highly complex process. Disruptions or deviations in one or more components of the manufacturing process can cause a substantial decrease in output and, in some cases, disrupt production significantly or result in no output. Historically, we had from time to time experienced lower-than-anticipated manufacturing output during the ramp-up period of production lines. This often occurred during the production of new products, the installation of new equipment or the implementation of new process technologies. For example, in the fourth quarter of 2012, due to the challenging solar market conditions and continuing decline in average selling prices of PV modules, we recognized an inventory provision of RMB 121.0 million (US\$19.4 million), an impairment of long-lived assets of Fine Silicon in an amount RMB 200.5 million (US\$32.2 million) and a loss of RMB 61.7 million (US\$9.9 million) related to disposal of certain equipment. These non-cash charges significantly and adversely affected our results of operations in the fourth quarter and full year 2012. As we bring additional lines or facilities into production, we may operate at less than intended capacity during the ramp-up period and produce less output than expected. This would result in higher marginal production costs which could have a material adverse effect on our profitability.

Unsatisfactory performance of or defects in our products may cause us to incur additional warranty expenses, damage our reputation and cause our sales to decline.

Before September 30, 2011, our PV modules are typically sold with a two- or five-year limited warranty for defects in materials and workmanship, and a 10-year and 25-year warranty guaranteeing 90% and 80% of initial power generation capacity, respectively. From October 1, 2011, we implemented a new and improved warranty term that guarantees 91.2% of nameplate power for 10 years, and 80.7% of nameplate power for a period of 25 years for multicrystalline PV modules and 98.0% of nameplate power for the first year, 92.0% of nameplate power for 10 years, and 82.0% of nameplate power for a period of 25 years for monocrystalline Panda PV modules. In addition, based on customers' specific requirements, we also provide our multicrystalline PV modules with linear-based warranty which guarantees each year's power output during the twenty-five-year warranty period. In 2012, we entered into a module performance warranty insurance agreement with Munich Re's specialty primary insurers. According to the agreement, both of us will provide additional economic security for large-scale commercial and utility project developers, investors and debt providers during the period from October 1, 2012 to September 30, 2013 in connection with our multicrystalline PV modules. Nevertheless, we bear the risk of warranty claims long after we have sold our

products and recognized revenues. We have sold PV modules only since January 2003, and none of our PV modules has been in use for the entire warranty periods. In connection with our PV system sales in the PRC, we provide a one- to five- year warranty against defects in our modules, storage batteries, controllers and inverters. As of December 31, 2010, 2011 and 2012, our accrued warranty costs amounted to RMB303.6 million , RMB457.7 million and RMB555.4 million (US\$89.1 million), respectively. Moreover, because our products have only been in use for a relatively short period of time, our assumptions regarding the durability and reliability of our products may not be accurate, and because our products have relatively long warranty periods, we cannot assure you that the amount of accrued warranty by us for our products will be adequate in light of the actual performance of our products. If we experience a significant increase in warranty claims, we may incur significant repair and replacement costs associated with such claims. Furthermore, widespread product underperformances or failures will damage our reputation and customer relationships and may cause our sales to decline, which in turn could have a material adverse effect on our financial condition and results of operations.

[Table of Contents](#)

Natural disasters, acts of war or terrorism or other factors beyond our control may adversely affect our business, results of operations and financial condition.

Natural disasters such as earthquakes, floods, severe weather conditions or other catastrophic events may severely affect the regions where we, our suppliers or our customers operate. Such natural disasters could also cause a material economic downturn in the affected area or internationally. Although we have limited exposure to any catastrophic event, any future disasters in areas where we, our suppliers or our customers operate could have a material adverse effect on our business prospects, financial condition and results of operations.

Similarly, war, terrorist activity, threats of war or terrorist activity, social unrest as well as geopolitical uncertainty and international conflict and tension, for example, the tensions within the Middle East and the Korean Peninsula and the territorial disputes between China and other countries, could affect international or regional economic development. In turn, there could be a material adverse effect on our business, financial condition and results of operations. In addition, we may not be adequately prepared in terms of contingency planning or have recovery capabilities in place to deal with a major incident or crisis. As a result, our operational continuity may be adversely and materially affected.

We have limited insurance coverage and may incur uncovered losses resulting from business interruption or natural disasters.

We have limited insurance coverage and we do not maintain any business interruption insurance coverage. As a result, we may have to pay, out of our own funds, for financial and other losses, damages and liabilities, including those in connection with or resulting from natural disasters and other events beyond our control, which could have a material adverse effect on our financial condition and results of operations.

We obtain some of the equipment used in our manufacturing process from a small number of selected suppliers and if our equipment is damaged or new or replacement equipment is not delivered to us in a timely manner or is otherwise unavailable, our ability to deliver products timely will suffer, which in turn could result in cancellations of orders and loss of revenue for us.

Some of the equipment used in our production of polysilicon ingots, wafers, PV cells and PV modules, such as ingot casting furnaces, diffusion furnaces and wire saws, have been customized to our specifications, are not readily available from multiple vendors and would be difficult to repair or replace. There are also limited sources of supply for the principal polysilicon manufacturing equipment we use and we may not be able to replace such sources at reasonable costs and on a timely basis or at all. If any of our key equipment suppliers were to experience financial difficulties or go out of business, we may have difficulties with repairing or replacing our key equipment in the event of any damage to or a breakdown of such equipment. Furthermore, new or replacement equipment may not be delivered to us in a timely manner. In such cases, our ability to deliver products in a timely manner would suffer, which in turn could result in cancellations of orders from our customers and loss of revenue for us. In addition, the equipment we may need for our future expansion may be in high demand. A supplier's failure to deliver the equipment in a timely manner, in sufficient quantity and on terms acceptable to us could delay our future capacity expansion and otherwise disrupt our production schedule or increase our production costs.

If the practice of requiring certain customers to make advance payments when they place orders with us ceases, or if our customers fail to meet their payment obligations, we may experience increased needs to finance our working capital requirements and may be exposed to increased credit risk, which may materially and adversely affect our financial position and results of operations.

We used to require many of our customers to make an advance payment representing a small percentage of their orders, which used to be a business practice that helped us manage our accounts receivable, prepay our suppliers and reduce the amount of funds that we needed to finance our working capital requirements. However, this practice had ceased for customers from the European and U.S. markets , which in turn had increased our need to obtain additional short-term borrowings to fund our cash requirements. Currently, we require prepayments from customers in China and other emerging markets. We cannot assure you that this practice will not cease in the future. If this practice ceases, we may not be able to secure additional financing on a timely basis or on terms acceptable to us or at all. Currently, a significant portion of our revenue is derived from credit sales to our customers, generally with payments due within four months after shipment. As a result, any future decrease in the use of cash advance payments by our customers may negatively impact our short-term liquidity and, coupled with increased credit sales to a small number of major customers, expose us to additional and more concentrated credit risk since a significant portion of our outstanding accounts receivable is derived from sales to a limited number of customers. As of December 31, 2010, 2011 and 2012, our five largest outstanding accounts receivable balance accounted for approximately 33.3% , 33.8% and 24.2%, respectively, of our total outstanding accounts receivable. The failure of any of these or other customers to meet their payment obligations would materially and adversely affect our financial position, liquidity and results of operations. For example, as the result of two customers' prolonged failure to settle accounts receivable and the continuing deterioration of their financial condition and creditworthiness, we made a total provision of RMB67.1 million (US\$10.8 million) in 2012 for the doubtful accounts receivable related to these two customers. Although we have been able to maintain adequate working capital primarily through short-term borrowing, our convertible senior notes offering, the follow-on offering, other debt issuances and long-term bank borrowings, any failure by our customers to settle outstanding accounts receivable in the future could materially and adversely affect our cash flow, financial condition and results of operations.

[Table of Contents](#)

We face risks associated with the marketing and sale of our PV products internationally, and if we are unable to effectively manage these risks, our ability to expand our business abroad will be limited.

In 2010, 2011 and 2012, we sold 94.0%, 77.8% and 76.7%, respectively, of our products to customers outside of China, including customers in Germany, the United States, Greece, Spain, Italy, France, India, Japan, the Netherlands, the United Kingdom, Israel, Korea and Belgium. We intend to further grow our business activities in China's domestic market and the various international markets, in particular in the United States, Japan, South Africa and selected countries in South America, Southeast Asia and the Middle East where we believe the PV market is likely to grow significantly in the near term. The marketing and sale of our PV products to international markets expose us to a number of risks, including, but not limited, to:

- fluctuations in foreign currency exchange rates;
- increased costs associated with maintaining the ability to understand the local markets and follow their trends, as well as develop and maintain effective marketing and distributing presence in various countries;
- the availability of advance payments made by our customers;
- difficulty in providing customer service and support in these markets;
- difficulty in staffing and managing overseas operations;
- failure to develop appropriate risk management and internal control structures tailored to overseas operations;
- difficulty and cost relating to compliance with the different commercial and legal requirements of the overseas markets;
- failure to obtain or maintain certifications for our products or services in these markets;
- inability to obtain, maintain or enforce intellectual property rights;
- unanticipated changes in prevailing economic conditions and regulatory requirements; and
- trade barriers such as export requirements, tariffs, taxes and other restrictions and expenses.

We export a substantial amount of our products to Europe. In 2012, our sales to European countries accounted for over 40% of our total net revenues for 2012. On September 5 and November 8, 2012, respectively, the European Union initiated anti-dumping and anti-subsidy investigations of CSPV wafers, cells, and modules from China. Thin-film products are not included. On March 6, 2013, the European Union started to register on imports of CSPV products whether originated or consigned from China. The European Union Commission is expected to issue its preliminary determination for the anti-dumping investigation in early June 2013 and is expected to issue its preliminary determination for the anti-subsidy investigation in early August, 2013. After the preliminary determinations, imports of the subject merchandise may be subject to the AD and CVD, and importers may be required to post bonds or cash deposits at the time of entry of the goods. The European Parliament is expected to issue its final determinations for such investigations as early as December 2013. Such investigations have brought significant uncertainties to our business in the EU market, and if as the result of such investigations the European Parliament imposes antidumping and countervailing tariffs or other trade protection measures, our exports to the European market may be materially and adversely affected.

We also export a substantial amount of our products to the United States. On November 7, 2012, the U.S. International Trade Commission (ITC) determined that crystalline silicon photovoltaic, or CSPV, modules produced from Chinese cells are materially injuring the U.S. CSPV cells and modules industry. The U.S. Department of Commerce, or the DOC, issued its final determinations on the rates of the anti-dumping, or AD, and countervailing duties, or CVD, on October 10, 2012, which became effective upon issuance of the final anti-dumping and countervailing duties orders in early December, 2012. As a result of such final determinations, we, as a voluntary respondent, are subject to an average aggregated AD/CVD rate of 29.18%. In issuing its final determinations, the DOC expressly rejected U.S. petitioner SolarWorld's argument that the AD/CVD orders should apply to modules assembled in China from cells manufactured anywhere in the world. SolarWorld filed its appeal against DOC's findings on the product scope in February 2013. We, together with other Chinese manufacturers, are intervening in supporting DOC's findings on the scope. Should SolarWorld succeed in challenging DOC's findings on scope, our exports to the U.S. market may be materially and adversely affected.

[Table of Contents](#)

On November 23, 2012, the Department of Commerce of Government of India initiated its anti-dumping investigation concerning imports of photovoltaic products originating in or exported from Malaysia, Mainland China, Taiwan and the United States. Both crystalline silicon and thin-film products are under investigation. Although we have very limited shipment to India during the period that is subject to the investigations, and are therefore not

selected as a sampled exporter and producer, if as the result of such investigation the Indian government imposes anti-dumping or other trade protection measures, our prospects in the Indian market may be materially and adversely affected.

There can be no assurance that any government or international trade body will not institute adverse trade policies or remedies against exports from China in the future. Any significant changes in international trade policies, practices or trade remedies, especially those instituted in our target markets or markets where our major customers are located, could increase the price of our products compared to our competitors or decrease our customers' demand for our products, which may adversely affect our business prospects and results of operations.

Our business in foreign markets requires us to respond timely and effectively to rapid changes in market conditions in the relevant countries. Our overall success as a global business depends, in part, on our ability to succeed in different legal, regulatory, economic, social and political conditions. We may not be able to develop and implement policies and strategies that will be effective in each location where we do business. To the extent that we conduct business in foreign countries by means of participations or joint ventures, there are additional risks. See “— We may undertake acquisitions, investments, joint ventures or other strategic alliances, which may have a material adverse effect on our ability to manage our business, and such undertakings may be unsuccessful.” A change in one or more of the factors described above may have a material adverse effect on our business, prospects, financial condition and results of operations.

We require a significant amount of cash to fund our operations as well as meet future capital requirements. If we cannot obtain additional capital when we need it, our growth prospects and future profitability may be materially and adversely affected.

We require a significant amount of cash to fund our operations. We will also require cash to meet future capital requirements, which are difficult to predict in the rapidly changing PV industry. In particular, we will need substantial capital to fund the further expansion of our production capacity, as well as research and development activities in order to remain competitive.

Our ability to obtain additional financing in the future is subject to a variety of uncertainties, including:

- our future financial condition, results of operations and cash flows;
- general market conditions for financing activities by manufacturers of PV and related products; and
- economic, political and other conditions in China and elsewhere.

In particular, as a result of weakened macroeconomic conditions including continuing adverse credit market conditions, we have experienced and may continue to experience increasing difficulty in obtaining financing on acceptable terms or at all. We cannot assure you that financing will be available in amounts or on terms acceptable to us, or at all. If we are unable to obtain sufficient funding in a timely manner or on commercially acceptable terms or at all, our growth prospects and future profitability may be materially and adversely affected. Furthermore, the sale of additional equity or equity-linked securities would result in further dilution to our shareholders and the incurrence of indebtedness has and may continue to result in increased fixed obligations and has and could continue to lead to the imposition of financial or other restrictive covenants that would restrict our operations.

We have issued, and may issue in the future, equity securities or securities convertible into or exchangeable for our ordinary shares, which may cause our existing shareholders to incur further dilution upon conversion of such securities.

We have issued, and may issue in the future, equity securities or securities convertible into our ordinary shares. In the event that the securities convertible into our ordinary shares are converted, our existing shareholders may incur further dilution. For example, in June 2009, we offered 18,390,000 ADSs, representing 18,390,000 of our ordinary shares, to the public and raised approximately US\$227.3 million in net proceeds. In January 2009, we issued an aggregate amount of US\$49.4 million of senior secured convertible notes due 2012, or senior secured convertible notes, to Trustbridge Partners II, L.P., or Trustbridge, or its affiliates in connection with our acquisition of Cyber Power. From June 2009 to January 2012, we issued an aggregate of 11,588,713 ordinary shares to Trustbridge as a result of the conversion of the full amount of the senior secured convertible notes. In addition, in connection with a credit agreement between Yingli China and a fund managed by Asia Debt Management Hong Kong Limited, or ADM Capital, entered into in January 2009, we issued 4,125,000 warrants to ADM Capital under the terms of a warrant agreement entered into in April 2009. From May 2010 to May 2011, a total of 2,454,271 ordinary shares in the form of ADSs were issued to ADM Capital in connection with its exercise of the total 4,125,000 warrants. Any future issuance of equity securities or securities convertible into or exchangeable for our equity securities may cause further dilution to our existing shareholders. If our future acquisition, expansions, or market changes or other developments cause us to require additional funds, we may issue additional securities convertible into our ordinary shares, and our existing shareholders could incur substantial dilution.

[Table of Contents](#)

Our substantial indebtedness could adversely affect our business, financial condition and results of operations, as well as our ability to meet any of our payment obligations under the debentures and our other debt instruments.

We currently have a significant amount of debt and debt service requirements. As of December 31, 2012, we had RMB7,526.0 million (US\$1,208.0 million) in outstanding short-term borrowings (including the current portion of long-term debt), RMB 3,911.9 million (US\$627.9 million) in outstanding medium-term notes and RMB4,076.5 million (US\$654.3 million) in outstanding long-term debt (excluding the current portion). This level of debt could have significant consequences on our future operations, including:

- making it more difficult for us to meet our payment and other obligations under the debentures and our other outstanding debt;

- resulting in an event of default if we fail to comply with any of the financial and other restrictive covenants contained in our debt agreements, which event of default could result in cross-defaults in all of our other debt obligations which would lead to all of our debt becoming immediately due and payable;
- reducing the availability of our cash flow to fund working capital, capital expenditures, acquisitions and other general corporate purposes as a result of interest payments, and limiting our ability to obtain additional financing for these purposes;
- subjecting us to the risk of increased sensitivity to interest rate increases on our indebtedness with variable interest rates;
- limiting our flexibility in planning for, or reacting to, and increasing our vulnerability to, changes in our business, the industry in which we operate and the general economy; and
- placing us at a competitive disadvantage compared to our competitors that have less debt or are otherwise less leveraged.

Any of these factors could have an adverse effect on our business, financial condition and results of operations as well as our ability to meet our payment obligations under the debentures and our other debt instruments.

Our ability to meet our payment and other obligations under our debt instruments depends on our ability to generate significant cash flow in the future. This, to some extent, is subject to general economic, financial, competitive, legislative and regulatory factors as well as other factors that are beyond our control. We cannot assure you that our business will generate adequate cash flow from operations to support our operations and service our debt obligations, or that future debt or equity will be available to us under our existing or any future credit facilities or otherwise, in an amount sufficient to enable us to meet our payment obligations under our outstanding debt while continuing to fund our other liquidity needs. If we are not able to generate sufficient cash flow to service our debt obligations, we may need to refinance or restructure our debt, sell assets, reduce or delay capital investments, or seek to raise additional capital. If we are unable to implement one or more of these alternatives, we may not be able to meet our payment and other obligations under our outstanding debt.

If we fail to comply with financial covenants under our loan agreements, our financial condition, results of operations and business prospects may be materially and adversely affected.

We have entered into and may in the future enter into loan agreements containing financial covenants that require us to maintain certain financial ratios, including debt to EBITDA ratios. We may not be able to comply with some of those financial covenants from time to time. For example, the worsening operating environment that had generally affected companies operating in our industry since the fourth quarter of 2008 had led to potential breaches of certain financial covenants under some of our loan agreements. In response to such potential breaches, we had to negotiate with the relevant lenders terms of prepayment or to amend those financial covenants to prevent actual breaches from occurring, for example, by resetting the financial covenants for the relevant periods in the relevant loan agreements or beginning testing for compliance with financial covenants at a later date. However, if we need to negotiate with lenders again in the future with respect to prepayment or to amend financial covenants or other relevant provisions under such loan agreements to address potential breaches, we cannot assure you that we would be able to reach agreements with the lenders to avoid a breach. Furthermore, in connection with any future amendments to such covenants, our lenders may impose additional operating and financial restrictions on us and otherwise seek to modify the terms of our existing loan agreements in ways that are adverse to us. As a result, we cannot assure you that we will be able to continue to comply with the financial covenants under our loan agreements in the future. If the operating environment deteriorates, we may not be able to comply with some of the financial covenants under some of our loan agreements in future periods. If we are in breach of one or more financial covenants under any of our loan agreements and are not able to obtain waivers from the lenders or prepay such loan, such breach would constitute an event of default under the loan agreement. As a result, repayment of the indebtedness under the relevant loan agreement may be accelerated, which may in turn require us to repay the entire principal amount including interest accrued, if any, of certain of our other existing indebtedness prior to their maturity under cross-default provisions in our existing loan agreements. If we are required to repay a significant portion or all of our existing indebtedness prior to their maturity, we may lack sufficient financial resources to do so. Furthermore, a breach of those financial covenants will also restrict our ability to pay dividends. Any of those events could have a material adverse effect on our financial condition, results of operations and business prospects.

[Table of Contents](#)

We have significant short-term borrowings outstanding, and we may not be able to obtain extensions when they mature.

As of December 31, 2010, 2011 and 2012, our outstanding short-term borrowings (including the current portion of long-term debt) were RMB5,857.9 million, RMB8,225.1 million and RMB7,526.0 million (US\$1,208.0 million), respectively, and bore a weighted average interest rate of 4.9%, 6.2% and 5.9%, respectively, of which RMB1,647.2 million, RMB3,197.8 million and RMB3,448.5 million (US\$553.5 million), respectively, were arranged or guaranteed by related parties.

Generally, these loans contain no specific renewal terms, although we had traditionally negotiated renewal of certain of the loans shortly before they would mature. However, we cannot assure you that we will be able to renew similar loans in the future as they mature. If we are unable to obtain renewals of any future loans or sufficient alternative funding on reasonable terms, we will have to repay these borrowings with cash generated by our future operations, if any. We cannot assure you that our business will generate sufficient cash flow from operations to repay our future borrowings.

A majority of our production, storage, administrative and research and development facilities are located in close proximity to one another in an industrial park in China. Any damage or disruption at these facilities would have a material adverse effect on our business, financial condition and results of operations.

A majority of our production, storage, administrative, research and development facilities are located in close proximity to one another in an industrial park in Baoding, Hebei Province, China. A natural disaster or other unanticipated catastrophic event, including power interruption, and war, could significantly disrupt our ability to manufacture our products and operate our business. If any of our production facilities or material equipment were to experience any significant damage or downtime, we would be unable to meet our production targets and our business would suffer.

Our manufacturing processes generate noise, waste water, gaseous and other industrial wastes. This creates a risk of work-related accidents and places high demands on work safety measures. No major injuries have occurred at our facilities in connection with work-related accidents to date. Nonetheless, we cannot assure you that accidents involving serious or fatal injuries will not occur at our facilities. Furthermore, there is a risk of contamination and environmental damage associated with hazardous substances used in our production processes. The materialization of any of the above risks could have a material adverse effect on our business, financial condition and results of operations.

Our principal shareholder has significant influence over our management and their interests may not be aligned with our interests or the interests of our other shareholders, including holders of our ADSs.

Yingli Power, which is 100% beneficially owned by the family trust of and controlled by Liansheng Miao, the chairperson of our board of directors and our chief executive officer, currently beneficially owns approximately 33.3% of our outstanding ordinary shares. Yingli Power has significant influence over us, including on matters relating to mergers, consolidations and the sale of all or substantially all of our assets, election of directors and other significant corporate actions. The interests of this shareholder may conflict with our interests or the interests of our other shareholders.

Tianwei Baobian has significant influence over Tianwei Yingli, one of our principal operating entities, and Tianwei Baobian may influence Tianwei Yingli from taking actions that are in the best interest of us or Tianwei Yingli. In addition, Tianwei Baobian will have significant influence over us if it exercises the subscription right, and Tianwei Baobian's interests may not be aligned with our interests or the interests of our shareholders.

Tianwei Baobian currently owns a 25.99% equity interest in Tianwei Yingli, one of our principal operating entities. Tianwei Baobian has significant influence over Tianwei Yingli through its board representation in Tianwei Yingli and other rights in accordance with the joint venture contract with us and the articles of association of Tianwei Yingli.

Tianwei Baobian is entitled to appoint three of the nine directors of Tianwei Yingli. Tianwei Baobian is also entitled to appoint a director to serve as the chairperson of the board of Tianwei Yingli. Tianwei Baobian may have different views and approaches with respect to the management and operation of Tianwei Yingli from those of us. Tianwei Baobian may disagree with us in the management and operation of Tianwei Yingli and may vote against actions that we believe are in the best interest of Tianwei Yingli or us. For example, directors appointed by Tianwei Baobian may vote against matters that require unanimous approval of all directors. Directors appointed by Tianwei Baobian may also hinder or delay adoption of relevant resolutions by not attending a board meeting, thereby preventing achievement of a quorum and forcing the meeting to be postponed for no more than seven days. See “Item 4.A. History and Development of the Company — Restructuring — Joint Venture Contract — Tianwei Yingli’s Management Structure — Board of Directors.” Due to Tianwei Baobian’s ability to exercise influence over Tianwei Yingli through its appointed directors, and through its other rights under the joint venture contract, any significant deterioration of our relationship or our disagreement with Tianwei Baobian may cause disruption to Tianwei Yingli’s business, which could in turn result in a material adverse effect on our business prospects, financial condition and results of operations.

Tianwei Baobian may also have disagreement or dispute with us with respect to our respective rights and obligations on matters such as the exercise of Tianwei Baobian’s right to subscribe for ordinary shares newly issued by us in exchange for its equity interest in Tianwei Yingli. Except in limited circumstances, we may not be able to unilaterally terminate the joint venture contract in the event of such disagreement or dispute even if such termination would be in our best interest. See “Item 4.A. History and Development of the Company — Restructuring — Joint Venture Contract — Tianwei Yingli’s Management Structure — Unilateral Termination of the Joint Venture Contract.” Any such disputes may result in costly and time-consuming litigations or other dispute resolution proceedings which may significantly divert the efforts and resources of our management and disrupt our business operations.

[Table of Contents](#)

Furthermore, Tianwei Baobian may transfer all or a part of its equity interest in Tianwei Yingli pursuant to the joint venture contract entered into between Tianwei Baobian and us. If we fail to exercise our right of first refusal in accordance with the procedures set forth in the joint venture contract and are thus deemed to have consented to any such proposed transfer by Tianwei Baobian to a third party or if Tianwei Baobian transfers its equity interest in Tianwei Yingli to its affiliates, such third party or such Tianwei Baobian’s affiliate will become a holder of Tianwei Yingli’s equity interest. The interests of such third party or such Tianwei Baobian’s affiliate may not be aligned with our interests or the interest of Tianwei Yingli. See “Item 4.A. History and Development of the Company — Restructuring — Joint Venture Contract — Tianwei Yingli’s Management Structure — Right of First Refusal.”

In addition, the Baoding State-Owned Assets Supervision and Administration Commission completed the transfer of all of its equity interest in Tianwei Group, Tianwei Baobian’s controlling shareholder, to China South Industries Group Corporation, or China South. It is unclear how Tianwei Baobian’s business strategy with respect to its shareholding in Tianwei Yingli will change subsequent to the acquisition by China South of Tianwei Group and how such change, if any, will affect the management and operation of Tianwei Yingli.

Furthermore, Tianwei Baobian may exercise the subscription right, and if it exercises the subscription right, it will become a significant shareholder of us. If Tianwei Baobian becomes our shareholder, it will have significant influence over our and Tianwei Yingli’s business, including decisions regarding mergers, consolidations and the sale of all or substantially all of our or Tianwei Yingli’s assets, election of directors and other significant corporate actions. If Tianwei Baobian becomes our shareholder, its interests may not be aligned with ours or our shareholders.

We may not be able to obtain adequate funding to acquire the equity interest in Tianwei Yingli held by Tianwei Baobian.

Under the joint venture contract entered into between Tianwei Baobian and us, Tianwei Baobian may request us to make best efforts to purchase from Tianwei Baobian all but not part of its equity interest in Tianwei Yingli. Upon such request by Tianwei Baobian, we will undertake to use our best efforts to assist Tianwei Baobian in completing the transfer of such equity interest held by Tianwei Baobian. The manner and the price at which Tianwei Baobian sells its equity interest in Tianwei Yingli will be decided by mutual agreement between Tianwei Baobian and us based on the fair market value of its and our equity interest in Tianwei Yingli, respectively, and in accordance with relevant PRC laws and regulations. If the purchase of Tianwei Baobian's equity interest in Tianwei Yingli is required to be paid in cash, we may not be able to obtain adequate funding in time and on terms acceptable to us, if at all, to pay for such purchase price.

Negative rumors or media coverage of Tianwei Baobian, our affiliates or business partners, could materially and adversely affect our reputation, business and financial condition.

Since all of Tianwei Yingli's equity interests are held together by us and Tianwei Baobian, negative rumors or media coverage of Tianwei Baobian, whether or not accurate and whether or not applicable to us, may have a material adverse effect on our reputation, business and financial condition. For example, in October 2006, there were news articles containing allegations, among others, that Tianwei Baobian had materially overstated its results of operations related to the export sales of Tianwei Yingli's PV product components and its local tax rates in its published financial statements. We cannot assure you that there will not be similar or other negative rumors or media coverage related to Tianwei Baobian, our affiliates or business partners in the future.

If the parent company of our minority partner in Tianwei Yingli or any affiliate of such parent company engages in sanctioned activities inconsistent with the laws and policies of other countries, the reputation of Tianwei Yingli and us may be negatively affected. As a result, some of our shareholders may divest our shares and prospective investors may decide not to invest in our shares, which may cause the price of our ADSs to decline.

The United States and other countries maintain economic and other sanctions against several countries, or the sanctioned countries, and persons engaged in specified activities, such as support of the proliferation of weapons of mass destruction and of terrorism. Baoding Tianwei Group Corporation, or Tianwei Group, the parent company of Tianwei Baobian, our minority joint venture partner which owns 25.99% in one of our operating subsidiaries, Tianwei Yingli, was acquired by China South in March 2008. There have been news reports that China South, Tianwei Group and Tianwei Baobian conducted construction activities in or exported transformers to some sanctioned countries, including Iran and Sudan, in recent years. China North Industries Corporation, or Norinco, an affiliate of China South, was designated by the U.S. State Department under the Iran Nonproliferation Act of 2000 as engaged in the transfer to Iran of equipment and technology having the potential to make a material contribution to the development of weapons of mass destruction. Norinco was also reported to have had activities in and exported products to some sanctioned countries, including Iran, Sudan and Syria, some of which include military products and applications. In addition, Norinco is listed as one of the prohibited companies by some state and municipal governments, universities and investors due to its business relationships with the sanctioned countries. Certain of the sanctioned countries in which China South, Tianwei Group, Tianwei Baobian and Norinco have been reported to have had activities, such as Iran, Syria and Sudan, are identified by the U.S. State Department as state sponsors of terrorism and are subject to U.S. economic sanctions and export controls.

We have no control over Tianwei Baobian, Tianwei Group, China South, Norinco or other affiliated entities resulted from China South's acquisition of Tianwei Group, nor has any of such entities requested Tianwei Yingli or us to have contacts with or otherwise conduct any sanctioned activity in any of the sanctioned countries. However, to the extent such affiliated entities are involved in activities that, if performed by a U.S. person, would be illegal under U.S. sanctions, or if any of such affiliated entities becomes subject of any economic sanctions maintained by the United States or other countries or entities, reputational issues relating to Tianwei Yingli or us may arise, and the investor sentiment with respect to our ADSs may be affected. Investors in the United States may believe that the value of their investment in us may be adversely affected due to our affiliation with such entities, or they may choose not to invest in, and to divest any investments in, issuers that are associated even indirectly with sanctioned activities or sanctioned countries. Any negative investor sentiment as the result of such reputational issues may cause the price of our ADSs to decline and adversely affect the value or your investment in us.

[Table of Contents](#)

Our joint venture partner, Tianwei Baobian, has entered into competing businesses with us, which may adversely affect our business, prospects, financial condition and results of operations.

Our joint venture contract with Tianwei Baobian and Tianwei Yingli's articles of association does not impose non-competition restrictions upon Tianwei Baobian. While Tianwei Baobian's current principal business is the manufacture of large electricity transformers, Tianwei Baobian has entered into the PV business through investments in various companies that are engaged in the manufacture of polysilicon, ingots, wafers, PV cells or PV modules and thin film modules. As these companies continue to expand their business, they may compete with us for both supply of raw materials and customers, and we may not have any legal right to prevent them from doing so. In addition, the parent of Tianwei Baobian has also made investments in the PV business. Because of Tianwei Baobian's familiarity with and its ability to influence Tianwei Yingli's business, competition from Tianwei Baobian or its affiliates could have a material adverse effect on our business, prospects, financial condition and results of operations.

The grant of employee share options and other share-based compensation could adversely affect our net income.

We adopted our 2006 stock incentive plan in December 2006. Our board of directors approved in April 2007 and our shareholders approved in May 2007 amendment No. 1 to the 2006 stock incentive plan to increase the number of ordinary shares we are authorized to issue under the 2006 stock incentive plan. Our board of directors approved in July 2009 and our shareholders approved in August 2009 amendment No. 2 to the 2006 stock incentive plan to increase the number of ordinary shares we are authorized to issue under the 2006 stock incentive plan. Under the 2006 stock incentive plan, as amended, we may grant to our directors, employees and consultants up to 2,715,243 restricted shares and options to purchase up to 10,030,195 of our

ordinary shares. As of the date of this annual report, we have granted to eight executive officers, 401 employees and four independent directors options to purchase 5,673,809 ordinary shares in the aggregate (excluding forfeited and cancelled options) and an aggregate of 2,631,268 restricted (excluding forfeited restricted shares) to DBS Trustee Limited, or the trustee, for the benefit of seven executive officers and 74 employees and non-employees. See “Item 6.B. Directors, Senior Management and Employees — Compensation of Directors and Executive Officers — 2006 Stock Incentive Plan.” We account for compensation costs for all share-based awards including share options granted to our directors and employees using a fair-value based method, which may have a material and adverse effect on our reported earnings. Moreover, the additional expenses associated with share-based compensation may reduce the attractiveness of such incentive plan to us. However, if we reduce the scope of our stock incentive plan, we may not be able to attract and retain key personnel, as share options are an important tool to recruit and retain qualified and desirable employees.

Our results of operations are difficult to predict, and if we do not meet the market expectations, the price of our ADSs or our convertible notes will likely decline.

Our results of operations are difficult to predict and have fluctuated from time to time in the past. We expect that our results of operations may continue to fluctuate from time to time in the future. It is possible that our results of operations in some reporting periods will be below market expectations. Our results of operations will be affected by a number of factors as set forth in “Item 5 — Operating and Financial Review and Prospects.” If our results of operations for a particular reporting period are lower than the market expectations for such reporting period, investors may react negatively, and as a result, the price of our ADSs or our convertible notes may materially decline.

Evaluating our business and prospects may be difficult because of our limited operating history.

There is limited historical information available about us upon which you can base your evaluation of our business and prospects. We started selling PV modules in January 2003 and have experienced a high growth rate since then. As a result, our historical results of operations may not provide a meaningful basis for evaluating our business, financial performance and prospects. We may not be able to achieve a similar growth rate in future periods and at higher volumes. Accordingly, you should not rely on our results of operations for any prior periods as an indication of our future performance. You should consider our business and prospects in light of the risks, expenses and challenges that we will face as an early-stage company seeking to develop and manufacture new products in a rapidly developing market.

[Table of Contents](#)

Our limited intellectual property protection inside and outside of China may undermine our competitive position and subject us to intellectual property disputes with third parties, both of which may have a material adverse effect on our business, results of operations and financial condition.

As of the date of this annual report, we had a total of 420 issued patents in China and had made 390 patent applications. Other than the know-how available in the public domain, we have developed in-house unpatented technical know-how that we use to manufacture our products. Many elements of our manufacturing processes involve proprietary know-how, technology or data, either developed by us in-house or transferred to us by our equipment suppliers, which are not covered by patents or patent applications, including manufacturing technologies and processes and production line and equipment designs. We rely on a combination of patent, trademark, anti-unfair competition and trade secret laws, as well as nondisclosure agreements and other methods to protect our intellectual property rights. Nevertheless, these measures provide only limited protection and the actions we take to protect our intellectual property rights may not be adequate. Third parties may infringe or misappropriate our proprietary technologies or our other intellectual property rights, which could have a material adverse effect on our business, financial condition or results of operations. Policing the unauthorized use of proprietary technology can be difficult and expensive. Also, litigation may be necessary to protect our trade secrets or determine the validity and scope of the proprietary rights of others. We cannot assure you that the outcome of such potential litigation will be in our favor. Such litigation may be costly and may divert management attention as well as our other resources away from our business. In addition, we have no insurance coverage against litigation costs and would have to bear all costs arising from such litigation to the extent we are unable to recover them from other parties. An adverse determination in any such litigation could result in the loss of our intellectual property rights and may harm our business, prospects and reputation.

We have exported, and expect to continue to export, a substantial portion of our PV products outside of China. Because we do not have, and have not applied for, any patents for our proprietary technologies outside of China, it is possible that others may independently develop substantially equivalent technologies or otherwise gain access to our proprietary technologies and obtain patents for such intellectual properties in other jurisdictions, including the countries to which we export our PV modules. If any third parties are successful in obtaining patents for technologies that are substantially equivalent to or the same as our proprietary technologies in any of our markets before we are and enforce their intellectual property rights against us, our ability to sell products containing the allegedly infringing intellectual property in those markets will be materially and adversely affected. If we are required to stop selling such allegedly infringing products, seek license and pay royalties for the relevant intellectual properties or redesign such products with non-infringing technologies, our business, results of operations and financial condition will be materially and adversely affected.

We may be exposed to infringement or misappropriation claims by third parties, which, if determined adversely to us, could cause us to pay significant damage awards.

Our success depends, in large part, on our ability to use and develop technology and know-how without infringing the intellectual property rights of third parties. The validity and scope of claims relating to PV technology patents involve complex scientific, legal and factual questions and analysis and, therefore, may be highly uncertain.

The steps we take in our product development to ensure that we are not infringing the existing intellectual property rights of others, such as review of related patents and patent applications prior to our product developments, may not be adequate. While we are not currently aware of any action pending or threatened against us, we may be subject to litigation involving claims of patent infringement or violation of intellectual property rights of third parties. The

defense and prosecution of intellectual property suits and related legal and administrative proceedings can be both costly and time-consuming and may significantly divert the efforts and resources of our technical and management personnel. An adverse determination in any such litigation or proceedings to which we may become a party could subject us to significant liability to third parties, require us to seek licenses from third parties, to pay ongoing royalties, or to redesign our PV modules or subject us to injunctions prohibiting the manufacture and sale of our PV modules or the use of our technologies. Protracted litigation could also cause our customers or potential customers to defer or limit their purchase or use of our PV modules until the resolution of such litigation.

Our business depends substantially on the continuing efforts of our executive officers and key technical personnel, and our ability to maintain a skilled labor force. Our business may be materially and adversely affected if we lose their services.

Our future success depends substantially on the continued services of our executive officers, in particular Liansheng Miao, our chief executive officer, Xiangdong Wang, our vice president, Zhiheng Zhao, our vice president, Zongwei Li, our vice president and chief financial officer, Xiaoqiang Zheng, our chief operating officer, Dengyuan Song, our chief technology officer, Jingfeng Xiong, our vice president, and Yiyu Wang, our chief strategic officer. We do not maintain key employee life insurance on any of our executive officers. If one or more of our executive officers are unable or unwilling to continue in their present positions, we may not be able to replace them readily, if at all. In addition, if any of our executive officers join a competitor or forms a competing company, we may lose some of our customers. Each of our executive officers has entered into an employment agreement with us, which contains confidentiality and non-competition provisions. However, if any disputes were to arise between one of our executive officers and us, we cannot assure you of the extent to which such officer's employment agreement could be enforced in China.

Furthermore, recruiting and retaining capable personnel, particularly experienced engineers and technicians familiar with our PV products manufacturing processes, is vital to maintaining the quality of our PV products and to continuously improving our production methods. There is substantial competition for qualified technical personnel, and we cannot assure you that we will be able to attract or retain qualified technical personnel. If we are unable to attract and retain qualified employees, key technical personnel and our executive officers, our business may be materially and adversely affected.

[Table of Contents](#)

Failure to manage our growth, or otherwise develop appropriate internal organizational structures, internal control environment and risk monitoring and management systems in line with our fast growth could result in a material adverse effect on our business, prospects, financial condition and results of operations.

Our business and operations have been expanding rapidly. Significant management resources must be expended to develop and implement appropriate structures for internal organization and information flow, an effective internal control environment and risk monitoring and management systems in line with our fast growth as well as to hire and integrate qualified employees into our organization. It is challenging for us to hire, integrate and retain qualified employees in key areas of operations, such as engineers and technicians who are familiar with the PV industry. In addition, disclosure and other ongoing obligations associated with being a public company further increase the challenges to our finance, legal and accounting team. It is possible that our existing risk monitoring and management system could prove to be inadequate. If we fail to appropriately develop and implement structures for internal organization and information flow, an effective internal control environment and a risk monitoring and management system, we may not be able to identify unfavorable business trends, administrative oversights or other risks that could materially and adversely affect our business, prospects, financial condition and results of operations.

Compliance with construction and environmental regulations can be expensive, and noncompliance with present or future construction and environment regulations may result in adverse publicity, potentially significant monetary damages and fines and supervision of our business operations.

Historically, we had started construction and operation of certain of our facilities without having obtained all of the necessary construction permits as required under the relevant regulations. We also started constructing certain other facilities as part of our prior capacity expansion projects while applying for the relevant construction permits. Both our prior and current failure to obtain the relevant construction permits before the commencement of construction of our facilities may subject us to fines or penalties, which may adversely affect our construction process, business operations and results of operations.

In addition, the failure by us to control the use of, or to adequately restrict the discharge of, hazardous substances could subject us to potentially significant monetary damages and fines or suspensions in our business operations. Our manufacturing processes generate noise, waste water, gaseous and other industrial wastes and are required to comply with national and local regulations regarding environmental protection. We believe we are currently in compliance with present environmental protection requirements in all material respects, and have obtained all necessary environmental permits. In addition, if more stringent regulations are adopted in the future, the costs of compliance with these new regulations could be substantial. If we fail to comply with any future environmental regulations, we may be required to pay substantial fines, suspend production or cease operations. See "Item 4.B. Business Overview — PRC Government Regulations — Environmental Regulations".

Negative publicity of us, or our affiliates, could materially and adversely affect our reputation, business and operating results.

Negative publicity of us, or our affiliates, whether or not accurate and whether or not applicable to us, may have a material adverse effect on our reputation, business and financial condition. In addition, historically there has been negative publicity of us, and our affiliates. We cannot assure you that there will not be additional negative publicity of the similar nature in the future. Any such negative publicity, regardless of its veracity, could harm our reputation and in turn adversely affect our business and results of operations.

Our independent registered public accounting firm's audit documentation related to their audit reports included in this annual report may include audit documentation located in the Peoples' Republic of China. The Public Company Accounting Oversight Board currently cannot inspect audit documentation located in China and, as such, you may be deprived of the benefits of such inspection.

Our independent registered public accounting firm that issues the audit reports included in our annual reports filed with the U.S. Securities and Exchange Commission, as auditors of companies that are traded publicly in the United States and a firm registered with the U.S. Public Company Accounting Oversight Board, or the PCAOB, is required by the laws of the United States to undergo regular inspections by the PCAOB to assess its compliance with the laws of the United States and professional standards. Our operations are conducted in China, a jurisdiction where the PCAOB is currently unable to conduct inspections without the approval of the Chinese authorities. Accordingly, no audit documentation located in China related to our independent registered public accounting firm's reports included in our filings with the U.S. Securities and Exchange Commission is currently inspected by the PCAOB.

Inspections conducted by the PCAOB outside of China have identified deficiencies in those firms' audit procedures and quality control procedures, which may be addressed as part of the inspection process to improve future audit quality. This lack of PCAOB inspections in China prevents the PCAOB from regularly evaluating audit documentation located in China and its related quality control procedures. As a result, investors may be deprived of the benefits of PCAOB inspections.

The inability of the PCAOB to conduct inspections in China makes it more difficult to evaluate the effectiveness of our auditors' audit procedures or quality control procedures as compared to audits outside of China that are subject to PCAOB inspections. Investors may lose confidence in our reported financial information and procedures and the quality of our financial statements.

[Table of Contents](#)

The SEC's recent administrative proceedings against five PRC-based accounting firms, including the Mainland China affiliate of our independent registered public accounting firm, may significantly and adversely affect our ability to comply with the requirements for financial statements as a reporting company.

The SEC has brought administrative proceedings against five accounting firms in China recently, alleging that they refused to hand over documents to the SEC for ongoing investigations into certain other China-based companies. We were not and are not subject to any SEC investigations, nor are we involved in the proceedings brought by the SEC against the accounting firms. However, the Mainland China affiliate of our independent registered public accounting firm is one of the five accounting firms named in the SEC's proceedings and we may be adversely affected by the outcome of the proceedings, along with other U.S.-listed companies audited by these accounting firms. If the SEC prevails in the proceedings, the Mainland China affiliate of our independent auditors and other four accounting firms in China that were named in the proceedings may be barred from practicing before the SEC and hence unable to continue to be the auditors for China-based companies like ourselves. If none of the China-based auditors are able to continue to be auditors for China-based companies listed in the U.S., we will not be able to meet the reporting requirements under the Securities and Exchange Act of 1934, as amended, or the Exchange Act, which may ultimately result in our deregistration from the SEC and delisting from the NYSE.

The ordinary shares underlying our ADSs purchased or received upon the conversion of the convertible notes could become redeemable by us without your approval.

Under the express terms of our ordinary shares, the ordinary shares underlying the ADSs in our issued and outstanding share capital are not, and the ordinary shares receivable upon the conversion of the convertible notes will not be, redeemable. However, our board of directors may pass resolutions to allow us to redeem the ordinary shares from the holders and two-thirds of the votes cast by the holders of the ordinary shares may approve such variation of share rights. The minority shareholders will not be able to prevent their share rights being varied in such a way and their ordinary shares could become redeemable by us as a result.

We have adopted a shareholders rights plan, which, together with the other anti-takeover provisions of our articles of association, could discourage a third party from acquiring us, which could limit our shareholders' opportunity to sell their shares, including ordinary shares represented by our ADSs, at a premium.

Our current articles of association contain provisions that limit the ability of others to acquire control of our company or cause us to engage in change-of-control transactions. On October 17, 2007, our board of directors adopted a shareholders rights plan, which was amended on June 2, 2008. Under this rights plan, one right was distributed with respect to each of our ordinary shares outstanding at the closing of business on October 26, 2007. These rights entitle the holders to purchase ordinary shares from us at half of the market price at the time of purchase in the event that a person or group obtains ownership of 15% or more of our ordinary shares (including by acquisition of the ADSs representing an ownership interest in the ordinary shares) or enters into an acquisition transaction without the approval of our board of directors.

This rights plan and the other anti-takeover provisions of our articles of association could have the effect of depriving our shareholders of an opportunity to sell their shares at a premium over prevailing market prices by discouraging third parties from seeking to obtain control of our company in a tender offer or similar transaction. Our existing authorized ordinary shares confer on the holders of our ordinary shares equal rights, privileges and restrictions. The shareholders have, by virtue of adoption of our third amended and restated articles of association, authorized the issuance of shares of par value of US\$0.01 each without specifying any special rights, privileges and restrictions. Therefore, our board of directors may, without further action by our shareholders, issue our ordinary shares, or issue shares of such class and attach to such shares special rights, privileges or restrictions, which may be different from those associated with our ordinary shares. Preferred shares could also be issued quickly with terms calculated to delay or prevent a change in control of our company or make removal of management more difficult. If our board of directors decides to issue ordinary shares or issue preferred shares, the price of our ADSs and the notes may fall and the voting and other rights of the holders of our ordinary shares and ADSs may be materially and adversely affected.

A simple majority of the holders of our shares who vote at a general meeting may sub-divide any of our shares into shares of a smaller par

value and may determine that, among the shares so sub-divided, some of such shares may have preferred or other rights or restrictions that are different from those applicable to other such shares.

Under our articles of association, a simple majority of the holders of our shares who vote at a general meeting may sub-divide any of our shares into shares of a smaller par value than is fixed by our articles of association, subject to the Companies Law of the Cayman Islands, and may by such resolution determine that, among the shares so sub-divided, some of such shares may have preferred or other rights or restrictions that are different from those applicable to the other such shares resulting from the sub-division. Any sub-divided shares will be allocated on a pro-rated basis among the holders of our shares, and a two-thirds vote of any class of shares having special rights or restrictions as a result of such sub-division will be required to further vary the special rights or restrictions attached to such shares. The purpose of this provision is to give flexibility to the shareholders to vary the share capital by effecting a sub-division and alter the rights attaching to the sub-divided shares in order to facilitate transactions where shareholders provide benefits or contribute assets to our company in consideration of an enhancement of the rights of their shares rather than an issue of new shares. However, as the minority shareholders will not be able to prevent the majority shareholders from effecting such sub-division and designation of special rights or restrictions, such rights of our majority shareholders may discourage investors making an investment in us, which may have a material adverse effect on the price of our ADSs and the notes.

[Table of Contents](#)

The quorum for the general meeting of our shareholders is one-third of our issued voting shares. Accordingly, shareholder resolutions may be passed without the presence of the majority of our shareholders in person or by proxy.

The quorum required for the general meeting of our shareholders is two shareholders entitled to vote and present in person or by proxy or, if the shareholder is a corporation, by its duly authorized representative representing not less than one-third in nominal value of our total issued voting shares. Therefore, subject to obtaining the requisite approval from a majority of the shareholders so present, a shareholder resolution may be passed at our shareholder meetings without the presence of the majority of our shareholders present in person or by proxy. Such rights by the holders of the minority of our shares may discourage investors from making an investment in us, which may have a material adverse effect on the price of our ADSs and the notes.

If a poll is not demanded at our shareholder meetings, voting will be by show of hands and shares will not be proportionately represented.

Voting at any of our shareholder meetings is by show of hands unless a poll is demanded. A poll may be demanded by the chairperson of the meeting, or by at least three shareholders present in person or by proxy, or by any shareholder or shareholders present in person or by proxy holding at least 10% of the total voting rights of all shareholders having the right to vote at the meeting, or by a shareholder or shareholders present in person or by proxy holding shares conferring a right to vote at the meeting being shares on which an aggregate sum has been paid up equal to not less than one-tenth of the total sum paid up on the shares conferring that right. If a poll is demanded, each shareholder present in person or by proxy will have one vote for each ordinary share registered in his name. If a poll is not demanded, voting will be by show of hands and each shareholder present in person or by proxy will have one vote regardless of the number of shares registered in his name. In the absence of a poll, shares will therefore not be proportionately represented.

If we are or become a passive foreign investment company, or a PFIC, it could result in adverse United States federal income tax consequences to U.S. investors.

We believe that we were not a PFIC for our taxable year ended on December 31, 2012, and we do not expect to become one for our current taxable year or in the future, although there can be no assurance in this regard. If, however, we are or become a PFIC, U.S. investors could be subject to additional United States federal income taxes on gain recognized with respect to the ADSs or ordinary shares and on certain distributions, plus an interest charge on certain taxes treated as having been deferred under the PFIC rules. Non-corporate U.S. investors will not be eligible for reduced rates of taxation on any dividends received from us, if we are a PFIC in the taxable year in which such dividends are paid or in the preceding taxable year. U.S. investors are urged to consult their tax advisors concerning the United States federal income tax consequences of holding ADSs or ordinary shares if we are considered a PFIC in any taxable year.

Risks Related to Doing Business in China

Adverse changes in political and economic policies of the PRC government could have a material adverse effect on the overall economic growth of China, which could reduce the demand for our products and materially and adversely affect our competitive position.

Our business is based in China and some of our sales are made in China. Accordingly, our business, financial condition, results of operations and prospects are affected significantly by economic, political and legal developments in China.

The Chinese economy differs from the economies of most developed countries in many respects, including:

- the level of government involvement;
- the level of development;
- the growth rate;
- the control of foreign exchange; and
- the allocation of resources.

While the Chinese economy has grown significantly in the past 20 years, the growth has been uneven, both geographically and among various sectors of the economy. The PRC government has implemented various measures to encourage economic growth and guide the allocation of resources. Some of these measures benefit the overall Chinese economy, but may have a negative effect on us. For example, our financial condition and results of operations may be materially and adversely affected by government control over capital investments or changes in tax regulations that are applicable to us.

In addition, we cannot assure you that the Chinese economy will continue to grow, or that if there is growth, such growth will be steady and uniform, or that if there is a slowdown, such slowdown will not have a negative effect on our business. For example, the growth rate of China's gross domestic product has slowed down in recent years, from 9.2% in 2011 to 7.8% in 2012. The Chinese government has set the gross domestic product growth rate at 7.5% for 2013. We cannot assure you that the various macroeconomic measures, monetary policies and economic stimulus package adopted by the PRC government to guide economic growth and the allocation of resources will be effective in sustaining the fast growth rate of the Chinese economy.

[Table of Contents](#)

The Chinese economy has been transitioning from a planned economy to a more market-oriented economy. Although in recent years the PRC government has implemented measures emphasizing the utilization of market forces for economic reform, the reduction of state ownership of productive assets and the establishment of sound corporate governance in business enterprises, a substantial portion of the productive assets in China is still owned by the PRC government. The continued control of these assets and other aspects of the national economy by the PRC government could materially and adversely affect our business. The PRC government also exercises significant control over Chinese economic growth through allocating resources, controlling payment of foreign currency-denominated obligations, setting monetary policy and providing preferential treatment to particular industries or companies.

Any adverse change in the economic conditions or government policies in China could have a material adverse effect on the overall economic growth and the level of renewable energy investments and expenditures in China, which in turn could lead to a reduction in demand for our products and consequently have a material adverse effect on our businesses.

Uncertainties with respect to the PRC legal system could have a material adverse effect on us.

We are incorporated in Cayman Islands and are subject to laws and regulations applicable to foreign investment in China and, in particular, laws applicable to Sino-foreign equity joint venture companies and wholly foreign owned companies. The PRC legal system is based on written statutes. Prior court decisions may be cited for reference but have limited precedential value. Since 1979, PRC legislation and regulations have significantly enhanced the protections afforded to various forms of foreign investments in China. However, since these laws and regulations are relatively new and the PRC legal system continues to rapidly evolve, the interpretations of many laws, regulations and rules are not always uniform and enforcement of these laws, regulations and rules involve uncertainties, which may limit legal protections available to us. In addition, any litigation in China may be protracted and result in substantial costs and diversion of resources and management attention.

The PRC rule on mergers and acquisitions may subject us to sanctions, fines and other penalties and affect our future business growth through acquisition of complementary business.

On August 8, 2006, six PRC government and regulatory authorities, including the PRC Ministry of Commerce, or the MOFCOM, and the Chinese Securities Regulatory Commission, or the CSRC, promulgated a rule entitled "Provisions regarding Mergers and Acquisitions of Domestic Enterprises by Foreign Investors", or the M&A Rule, which became effective on September 8, 2006 and was amended on June 22, 2009. The M&A Rule, as amended, among other things, established procedures and requirements that could make merger and acquisition activities by foreign investors time-consuming and complex, including requirements in some instances that the MOFCOM be notified in advance of any change-of-control transaction in which a foreign investor takes control of a PRC domestic enterprise, or a foreign company with substantial PRC operations, if certain thresholds under the Provisions on Thresholds for Prior Notification of Concentrations of Undertakings, issued by the State Council on August 3, 2008, are triggered. Furthermore, MOFCOM promulgated the Rules of Ministry of Commerce on Implementation of Security Review System of Mergers and Acquisition of Domestic Enterprises by Foreign Investors in August 2011, or the MOFCOM Security Review Rules, which came into effect on September 1, 2011, to implement the Notice of the General Office of the State Council on Establishing the Security Review System for Mergers and Acquisitions of Domestic Enterprises by Foreign Investors promulgated on February 3, 2011, or Circular No. 6. According to the MOFCOM Security Review Rules, a security review is required for mergers and acquisitions by foreign investors of PRC domestic enterprises (i) having "national defense and security" concerns, and (ii) where the foreign investors may acquire the "de facto control" of the PRC domestic enterprises having national security concerns such as key farm products, key energy and resources, and key infrastructure, transportation, technology and major equipment manufacturing industries. Circular No. 6, however, does not define the term of "key" or "major", nor has it exhausted all the industries that may be deemed as sensitive industries subject to the security review. When deciding whether a specific merger or acquisition of a domestic enterprise by foreign investors is subject to the security review by MOFCOM, the principle of "substance over form" should be applied and foreign investors are prohibited from bypassing the security review requirement by structuring transactions through nominee holding structure, trusts, indirect investments, leases, loans, control through contractual arrangements, offshore transactions, or other means. We believe that our current business is not in an industry related to national security. However, we cannot preclude the possibility that MOFCOM or other government agencies may release interpretations or new rules contrary to our understanding or broaden the scope of such security review in the future. In the future, we may grow our business in part by acquiring complementary businesses, although we do not have any plans to do so at this time. Complying with the requirements of these regulations in order to complete such transactions could be time-consuming, and any required approval processes, including obtaining approval from the MOFCOM, may delay or inhibit the completion of such transactions, which could affect our ability to expand our business or maintain our market share.

[Table of Contents](#)

PRC regulations relating to overseas investment by PRC residents may restrict our overseas and cross-border investment activities and adversely affect the implementation of our strategy as well as our business and prospects.

In 2005, the PRC State Administration of Foreign Exchange, or SAFE, issued a number of rules regarding offshore investments by PRC residents. The rule currently in effect, the Notice on Issues Relating to the Administration of Foreign Exchange in Fund-Raising and Return Investment Activities of Domestic Residents Conducted Via Offshore Special Purpose Companies, known as SAFE Notice 75, was issued in October 2005. SAFE Notice 75 requires PRC residents to register with and/or receive approvals from SAFE in connection with certain offshore investment activities. An amendment to registration or filing with the local SAFE branch by such PRC resident is also required for the injection of equity interests or assets of an onshore enterprise in the offshore special purpose company or overseas funds raised by such offshore company, or any other material change involving a change in the capital of the offshore special purpose company. Moreover, to further clarify the implementation of SAFE Notice 75, since May 2007, SAFE has issued guidance to its local branches regarding the operational procedures for such registration, which provides more specific and stringent requirements on the registration relating to SAFE Notice 75, including the most recent Notice of SAFE on Printing and Distributing the Implementing Rules for the Administration of Foreign Exchange in Fund-raising and Round-trip Investment Activities of Domestic Residents Conducted via Offshore Special Purpose Companies, or Circular 19, which came into effect as of July, 2011. The guidance imposes obligations on PRC subsidiaries of the offshore special purpose company to coordinate with and supervise the beneficial owners of the offshore entity who are PRC citizens or residents to complete the SAFE registration process. If the shareholders or beneficial owners fail to comply, the PRC subsidiaries are required to report the noncompliance to the local branches of SAFE. Since we are a Cayman Islands company with a substantial portion of shares held by Yingli Power Holding Company Ltd., a British Virgin Islands company controlled by Mr. Liansheng Miao, our chairperson and chief executive officer and a PRC resident, Mr. Miao is subject to the registration requirements under SAFE Notice 75 and Circular 19.

Mr. Miao made the requisite SAFE registration with respect to his investment in Yingli Power Holding Company Ltd. and us in August 2006. Mr. Miao amended his SAFE registration in June 2007, January 2008 and October 2009, in connection with our initial public offering in June 2007, the secondary and convertible senior notes offerings in December 2007, the issuance of senior secured convertible notes and the follow-on offering in 2009, respectively. We have requested our other beneficial owners who are PRC residents to make the necessary applications and filings in connection with our offshore financing transactions as required under SAFE Notice 75 and Circular 19. However, we cannot assure you that all of our beneficial owners who are PRC residents have complied with our request to apply for or obtain any registrations or approvals required under these or other regulations or legislation, such as any amendment registrations with local SAFE in relation to their ownership changes in us.

The failure or inability of Mr. Miao or any of our other beneficial owners who are PRC residents to comply with the registration procedures set forth in SAFE Notice 75 and Circular 19 may subject Mr. Miao or such beneficial owner who is a PRC resident to fines and legal penalties, result in potential liability for our PRC subsidiaries, such as Tianwei Yingli, and in some instances, for their legal representatives and other liable individuals, limit our ability to contribute additional capital into or provide loans to our PRC subsidiaries, such as Tianwei Yingli, and may also limit their ability to pay dividends or otherwise distribute profits to us, or otherwise adversely affect us. See “Item 4.B. Business Overview — PRC Government Regulations — Regulation of Foreign Exchange in Certain Onshore and Offshore Transactions”.

Dividends we may receive from our operating subsidiaries located in the PRC may be subject to PRC withholding tax.

The Enterprise Income Tax Law, or the EIT Law, and its implementation rules provide that an income tax rate of 10% may be applicable to dividends payable to non-PRC investors that are “non-resident enterprises”, to the extent such dividends are derived from sources within the PRC, unless any such non-PRC investor’s jurisdiction of incorporation has a tax treaty with China that provides for a different withholding arrangement. Furthermore, a circular issued by the Ministry of Finance and the State Administration of Taxation on February 22, 2008 stipulates that undistributed earnings generated prior to January 1, 2008 are exempt from enterprise income tax. We are a Cayman Islands holding company, Yingli International is a British Virgin Islands intermediate holding company and Cyber Lighting is a Hong Kong intermediate holding company. The Cayman Islands and the British Virgin Islands where such holding companies are incorporated do not have a tax treaty with China. According to the Arrangement between Mainland China and Hong Kong Special Administrative Region on the Avoidance of Double Taxation and Prevention of Fiscal Evasion with respect to Taxes on Income entered into in August 2006, or the Mainland and the Hong Kong Taxation Arrangement, subject to the confirmation of the in-charge local tax authority, dividends paid by a foreign-invested enterprise in China to its direct holding company in Hong Kong will be subject to withholding tax at a rate of no more than 5%, the foreign investor is the “beneficial owner” and owns directly at least 25% the equity interest of the foreign-invested enterprise. Furthermore, the State Administration of Taxation promulgated the Notice on How to Understand and Determine the Beneficial Owners in Tax Agreement in October 2009, or Circular 601, which provides guidance for determining whether a resident of a contracting state is the “beneficial owner” of an item of income under China’s tax treaties and tax arrangements. According to Circular 601, a beneficial owner generally must be engaged in substantive business activities. An agent or conduit company will not be regarded as a beneficial owner and, therefore, will not qualify for treaty benefits. A conduit company normally refers to a company that is set up for the purpose of avoiding or reducing taxes or transferring or accumulating profits. Substantially all of our income may be derived from dividends we receive from our operating subsidiaries located in the PRC. Thus, dividends for earnings accumulated beginning on January 1, 2008 payable to us by our subsidiaries in China, if any, will be subject to a 10% income tax or, in the case of the dividends paid to Cyber Lighting, 5% income tax (subject to the confirmation of the local tax authority), if we are considered as “non-resident enterprises” under the EIT Law. We intend to reinvest indefinitely undistributed earnings since 2008 and therefore have not recognized a deferred income tax liability for those earnings. If we are subject under the EIT Law to such income tax for any dividends we may receive from our subsidiaries, it will materially and adversely increase our income tax expense.

[Table of Contents](#)

We and some of our subsidiaries may be deemed resident enterprises under the EIT Law and be subject to PRC taxation as to our worldwide income.

The EIT Law also provides that enterprises established outside of China whose “de facto management bodies” are located in China are considered “resident enterprises” and are generally subject to the uniform 25% enterprise income tax rate as to their worldwide income. Under the implementation rules for the EIT Law issued by the State Council, a “de facto management body” is defined as a body that has substantial and overall management and control over

the manufacturing and business operations, personnel, accounting, properties and other factors of an enterprise. On April 22, 2009, the State Administration of Taxation promulgated the Notice Regarding the Determination of Chinese-Controlled Overseas Incorporated Enterprises as PRC Tax Resident Enterprises on the Basis of De Facto Management Bodies, or SAT Circular 82 which sets out criteria for determining whether “de facto management bodies” are located in China for overseas incorporated, domestically controlled enterprises. However, as this circular only applies to enterprises incorporated under laws of foreign countries or regions that are controlled by PRC enterprises or groups of PRC enterprises, it remains unclear how the tax authorities will determine the location of “de facto management bodies” for overseas incorporated enterprises that are controlled by individual PRC residents like us and some of our subsidiaries. Therefore, although substantially all of our management is currently located in the PRC, it remains unclear whether the PRC tax authorities would require or permit our overseas registered entities to be treated as PRC resident enterprises. If the PRC tax authorities determine that Yingli Green Energy and some of our subsidiaries, such as Yingli International, Yingli Capital, Yingli Hong Kong, Cyber Power and Cyber Lighting, are PRC resident enterprises, we and such subsidiaries may be subject to the enterprise income tax at the rate of 25% as to our global income, which could have an impact on our effective tax rate and an adverse effect on our net income and results of operations, although dividends distributed from our PRC subsidiaries to us would be exempt from the PRC dividend withholding tax, since such income distribution is exempted under the EIT Law if paid to PRC resident recipients.

Dividends payable by us to non-PRC holders of our ordinary shares or ADS and gains on the sale of our ordinary shares or ADSs may become subject to taxes under PRC tax laws.

Under the EIT Law and implementation rules issued by the State Council, PRC income tax at the rate of 10% is applicable to payments of dividends to investors that are “non-resident enterprises,” which do not have an establishment or place of business in the PRC, or which have such establishment or place of business but the relevant income is not effectively connected with the establishment or place of business, to the extent such payments of dividends have their sources within the PRC. PRC income tax at the rate of 20% is applicable to payments of dividends to investors who are non-resident individuals, to the extent such payments of dividends have their sources within the PRC. Similarly, any gain realized on the transfer of ADSs or ordinary shares by such investors is also subject to the PRC income tax if such gain constitutes income derived from sources within the PRC. It is currently unclear what constitutes income derived from sources within the PRC. Therefore, it is unclear whether dividends we may pay with respect to our ordinary shares or ADSs, or the gain you may realize from the transfer of our ordinary shares or ADSs, would be treated as income derived from sources within the PRC and be subject to PRC tax. Furthermore, the State Administration of Taxation promulgated the Notice on How to Understand and Determine the Beneficial Owners in Tax Agreement in October 2009, or Circular 601, which provides guidance for determining whether a resident of a contracting state is the “beneficial owner” of an item of income under China’s tax treaties and tax arrangements. According to Circular 601, a beneficial owner generally must be engaged in substantive business activities. An agent or conduit company will not be regarded as a beneficial owner and, therefore, will not qualify for treaty benefits. A conduit company normally refers to a company that is set up for the purpose of avoiding or reducing taxes or transferring or accumulating profits. We cannot assure you that any dividends to be distributed by us to our non-PRC shareholders and ADS holders whose jurisdiction of incorporation has a tax treaty with China providing for a different withholding arrangement will be entitled to the benefits under the relevant withholding arrangement.

If we are required under the EIT Law to withhold PRC income tax on dividends payable to non-PRC holders of our ordinary shares or ADSs, or if you are required to pay PRC income tax on the transfer of our ordinary shares or ADSs, the value of your investment in our ordinary shares or ADSs may be materially and adversely affected.

The strengthened scrutiny over acquisition transactions by the PRC tax authorities may have a negative impact on our acquisition strategy.

In order to strengthen their scrutiny over the direct or indirect transfer of equity interest in a PRC resident enterprise by a non-resident enterprise, the PRC State Administration of Taxation issued, on December 10, 2009, the Notice on Strengthening the Management on Enterprise Income Tax for Non-resident Enterprises Equity Transfer, or Circular 698, which became effective retroactively on January 1, 2008. Under Circular 698, the PRC State Administration of Taxation has the authority to redefine the nature of an equity transfer where offshore vehicles are interposed for tax-avoidance purposes and without reasonable commercial purpose. Since we consistently pursue acquisitions as one of our growth strategies, and have conducted and may conduct acquisitions involving complex corporate structures, the PRC tax authorities may, at their discretion, adjust the capital gains or request us to submit additional documentation for their review in connection with any of our acquisitions, thus causing us to incur additional acquisition costs.

Restrictions on currency exchange may limit our ability to receive dividends from our PRC subsidiaries and their ability to obtain overseas financing.

Under the Foreign Currency Administration Rules, the foreign exchange incomes of domestic entities and individuals can be remitted into China or deposited abroad, subject to the terms and conditions to be issued by SAFE. Our PRC subsidiaries are able to pay dividends to their shareholders, including us, in foreign currencies without prior approval from SAFE, by complying with certain procedural requirements. However, we cannot assure you that the PRC government will not take measures in the future to restrict access to foreign currencies for current account transactions, including payment of such dividends.

[Table of Contents](#)

Foreign exchange transactions for capital account items, such as direct equity investments, loans and repatriation of investments, by our PRC subsidiaries continue to be subject to significant foreign exchange controls and require the approval of PRC governmental authorities, including SAFE. In particular, if our PRC subsidiaries borrow foreign currency-denominated loans from us or other foreign lenders, these loans must be registered with the local offices of SAFE. These limitations could affect their ability to obtain additional equity or debt funding that is denominated in foreign currencies.

PRC regulation of direct investment and loans by offshore holding companies to PRC entities may delay or limit us from making additional capital contributions or loans to our PRC subsidiaries.

Any capital contributions or loans that we, as an offshore entity, make to our PRC subsidiaries, are subject to PRC regulations. For example, any of

our loans to our PRC subsidiaries cannot exceed the difference between the total amount of investment our PRC subsidiaries are approved to make under relevant PRC laws and the respective registered capital of our PRC subsidiaries, and must be registered with the local branch of SAFE as a procedural matter. In addition, our capital contributions to our PRC subsidiaries must be approved by MOFCOM or its local counterpart. We cannot assure you that we will be able to obtain these approvals on a timely basis, or at all. If we fail to obtain such approvals, our ability to make equity contributions or provide loans to our PRC subsidiaries or to fund their operations may be negatively affected, which could adversely affect their liquidity and its ability to fund their working capital and expansion projects and meet their obligations and commitments.

In addition, our capital contributions and, in limited circumstances, loans, to Tianwei Yingli are also subject to approvals by Tianwei Baobian, the holder of the minority equity interest in Tianwei Yingli. See “Item 4.A. History and Development of the Company — Joint Venture Contract — Increase or Reduction of Tianwei Yingli’s Registered Capital.”

We rely principally on dividends and other distributions on equity paid by our PRC operating subsidiaries and limitations on their ability to pay dividends to us could have a material adverse effect on our business and results of operations.

We are a holding company and we rely principally on dividends and other distributions on equity paid by our PRC operating subsidiaries, including Tianwei Yingli, Yingli China, Fine Silicon and Hainan Yingli New Energy Resources Co., Ltd., or Hainan Yingli, a PRC limited liability company and a majority-owned subsidiary of Yingli China, for our cash and financing requirements, including the funds necessary to pay dividends and other cash distributions to our shareholders, service any debt we may incur and pay our operating expenses. If Tianwei Yingli, Yingli China, Fine Silicon or Hainan Yingli incurs debt on their own behalf in the future, the instruments governing the debt may restrict their ability to pay dividends or make other distributions to us.

As entities established in China, Tianwei Yingli, Yingli China, Fine Silicon and Hainan Yingli are subject to certain limitations with respect to dividend payments. PRC regulations currently permit payment of dividends only out of accumulated profits as determined in accordance with accounting standards and regulations in China. As a Sino-foreign equity joint venture, Tianwei Yingli is also required to set aside each year a percentage, as decided by its board of directors, of its after-tax profits based on PRC accounting standards to its reserve fund, enterprise development fund and employee bonus and welfare fund. As of December 31, 2012, such restricted reserves of Tianwei Yingli amounted to RMB236.9 million (US\$38.0 million) and its accumulated profits that were unrestricted and were available for distribution amounted to RMB 2,426.4 million (US\$389.5 million).

As a foreign investment enterprise, each of Yingli China and Fine Silicon is required to allocate at least 10% of its after-tax profits to its reserve fund until the cumulative amount of such reserve fund reaches 50% of its registered capital, and to set aside a certain amount of its after-tax profits each year, if any, to its employee bonus and welfare fund. These reserves may not be distributed as cash dividends. As of December 31, 2012, such restricted reserves of Yingli China amounted to RMB183.9 million (US\$29.5 million), and its accumulated profits that was unrestricted and was available for distribution amounted to RMB151.3 million (US\$24.3 million).

As a PRC domestic company, Hainan Yingli is required to allocate at least 10% of its after-tax profits to its reserve fund until the cumulative amount of such reserve fund reaches 50% of its registered capital. These reserves may not be distributed as cash dividends. As of December 31, 2012, such restricted reserves of Hainan Yingli amounted to RMB34.4 million (US\$5.5 million) and its accumulated profits that were unrestricted and were available for distribution amounted to RMB172.5 million (US\$27.7 million).

In addition, if any of our PRC operating subsidiaries incurs debt on its own behalf in the future, the instruments governing the debt may restrict its ability to pay dividends or make other distributions to us. Limitations on the ability of our PRC operating subsidiaries to pay dividends to us could adversely limit our ability to grow, make investments or acquisitions that could be beneficial to our businesses, pay dividends, or otherwise fund and conduct our business. Accordingly, if for any of the above or other reasons, we cannot receive dividends from our PRC operating subsidiaries, our liquidity, financial condition and ability to make dividend distributions to our shareholders will be materially and adversely affected.

[Table of Contents](#)

SAFE rules and regulations may limit our ability to convert and transfer the net proceeds from our financings to our PRC subsidiaries, which may adversely affect the business expansions of our PRC subsidiaries, and we may not be able to convert the net proceeds from our financings into Renminbi to invest in or acquire any other PRC companies.

On August 29, 2008, SAFE promulgated Circular 142, or SAFE Notice 142, a notice regulating the conversion by a foreign invested company of foreign currency into Renminbi by restricting how the converted Renminbi may be used. The notice requires that the registered capital of a foreign-invested company settled in Renminbi converted from foreign currencies may only be used for purposes within the business scope approved by the applicable governmental authority and may not be used for equity investments within the PRC. In addition, SAFE strengthened its oversight of the flow and use of the registered capital of a foreign-invested company settled in Renminbi converted from foreign currencies. The use of such Renminbi capital may not be changed without SAFE’s approval, and may not in any case be used to repay Renminbi loans if the proceeds of such loans have not been used. Violations of SAFE Notice 142 may result in severe penalties, such as heavy fines. On November 19, 2012, SAFE promulgated the Circular on Further Improving and Adjusting the Policies on Administration of Foreign Exchange under Direct Investment, or Circular 59, which came into force on December 17, 2012. Circular 59 relaxes the foreign exchange controls over inbound and outbound investments by PRC companies and simplifies the current administrative system, especially in foreign currency capital settlement and foreign exchange registration procedures of foreign invested enterprises. However, the restrictions imposed by the SAFE Notice 142 are still effective. As SAFE Notice 142 may significantly limit our ability to transfer the net proceeds from our financings to our PRC subsidiaries, the business expansions of our PRC subsidiaries may be adversely affected. In addition, we may not be able to convert the net proceeds from our financings into Renminbi to invest in or acquire any other PRC companies.

All employee participants in our existing stock option plans who are PRC citizens may be required to register with SAFE. We may also face

regulatory uncertainties that could restrict our ability to adopt additional option plans for our directors and employees under PRC law.

Pursuant to the Implementation Rules of the Administrative Measures on Individual Foreign Exchange, or the Individual Foreign Exchange Rules, promulgated on January 5, 2007 by SAFE and the Notices on Issues concerning the Foreign Exchange Administration for Domestic Individuals Participating in Share Incentive Plans of Overseas-listed Company, or the Share Option Rules, promulgated in February 2012 by SAFE, which terminated the Operating Procedures on Administration of Foreign Exchange for Domestic Individuals Participating in Employee Share Ownership Plans and Share Option Plans of Overseas-listed Company issued by SAFE in March 2007, PRC citizens or residents habitually residing in the PRC continuously for over one year, who are granted shares or share options by an overseas-listed company according to its employee share option or share incentive plan are required, through the PRC subsidiary of such overseas-listed company or qualified PRC agents, to register with SAFE and complete certain other procedures related to the share holding plan, share option plan or other similar share incentive plans. Concurrent with the registration with SAFE, the PRC subsidiary or qualified PRC agent shall obtain the approval for an annual allowance with respect to the foreign exchange in connection with the share holding or share option exercises as well as the approval of opening a special foreign exchange account at a PRC domestic bank to hold the funds required in connection with the share purchase or share option exercise, returned principal or profits upon sale of shares, dividends issued on the stock and any other income or expenditures approved by SAFE. Currently, the participating PRC residents' foreign exchange income received from the sale of share and dividends distributed by the overseas-listed company must be fully remitted into the domestic foreign currency account before distribution to such participants. In addition, the PRC agents are required to amend or deregister the registrations with SAFE in case of any material change in, or termination of, the share incentive plans, within the time periods provided by the Share Option Rules. The failure to comply with such provisions may subject us and the participants of our employee stock option plan who are PRC citizens to fines and legal sanctions and prevent us from further granting options under our employee stock option plan to our employees, which could adversely affect our business operations.

We face risks related to health epidemics and other outbreaks of contagious diseases.

Our business could be adversely affected by the effects of avian flu, SARS or another epidemic or outbreak. In 2005 and 2006, there were reports on the occurrences of avian flu in various parts of China, including a few confirmed human cases. During 2007 and early 2008, there have been reports of outbreaks of a highly pathogenic avian flu, caused by the H5N1 virus, in certain regions of Asia and Europe. In 2009 and 2010, there were reports on the occurrences of swine flu, caused by the H1N1 virus, in Mexico, the United States, China and certain other countries and regions around the world. Recently, there have been reports on the occurrences of avian flu, caused by the H7N9 virus, in certain regions in China. An outbreak of avian flu or swine flu in the human population could result in a widespread health crisis that could adversely affect the economies and financial markets of many countries, particularly in Asia. Additionally, any recurrence of Severe Acute Respiratory Syndrome, or SARS, a highly contagious form of atypical pneumonia, similar to the occurrence in 2003 which affected China, Hong Kong, Taiwan, Singapore, Vietnam and certain other countries, would also have similar adverse effects. These outbreaks of contagious diseases, and other adverse public health developments in China, would have a material adverse effect on our business operations. These could include restrictions on our ability to travel or to ship our products outside of China, as well as cause temporary closure of our manufacturing facilities. Such closures or travel or shipment restrictions would severely disrupt our business operations and adversely affect our financial condition and results of operations. We have not adopted any written preventive measures or contingency plans to combat any future outbreak of avian flu, swine flu, SARS or any other epidemic.

[Table of Contents](#)

Risks Related to Our ADSs

The market price for our ADSs has been volatile.

The market price for our ADSs has been and will continue to be highly volatile. Since our ADSs became listed on the NYSE on June 8, 2007, the trading prices of our ADSs have ranged from US\$1.25 to US\$41.50 per ADS, and the last reported trading price on April 22, 2013 was US\$2.01 per ADS.

The price of our ADSs may continue to fluctuate in response to factors including the following:

- announcements of technological or competitive developments;
- regulatory developments in our target markets affecting us, our customers or our competitors;
- announcements regarding patent litigation or the issuance of patents to us or our competitors;
- announcements of studies and reports relating to the conversion efficiencies of our products or those of our competitors;
- actual or anticipated fluctuations in our quarterly results of operations;
- changes in financial projections or estimates about our financial or operational performance by securities research analysts;
- changes in the economic performance or market valuations of other PV technology companies;
- addition or departure of our executive officers and key research personnel;
- release or expiry of lock-up or other transfer restrictions on our outstanding ordinary shares or ADSs; and

- sales or perceived sales of additional ordinary shares or ADSs.

In addition, the securities market has from time to time experienced significant price and volume fluctuations that are not related to the operating performance of particular companies. These market fluctuations may also have a material adverse effect on the market price of our ADSs.

Substantial future sales or perceived sales of our ADSs in the public market could cause the price of our ADSs to decline.

As of the date of this annual report, we had 166,585,020 ordinary shares outstanding, including 103,207,272 ordinary shares represented by ADSs. All ADSs sold in our public offerings are freely transferable without restriction or additional registration under the Securities Act of 1933, as amended, or the Securities Act. All of the remaining ordinary shares outstanding are, subject to the applicable requirements of Rule 144 under the Securities Act, available for sale. If our existing shareholders sell, or are perceived as intending to sell, substantial amounts of our ordinary shares or ADSs, including those issued upon the exercise of our outstanding stock options, the market price of our ADSs could fall. Such sales, or perceived potential sales, by our existing shareholders might make it more difficult for us to issue new equity or equity-related securities in the future at a time and place we deem appropriate.

Holders of ADSs have fewer rights than shareholders and must act through the depositary to exercise those rights.

Holders of ADSs do not have the same rights of our shareholders and may only exercise the voting rights with respect to the underlying ordinary shares in accordance with the provisions of the deposit agreement. As a holder of ADSs, you will not be treated as one of our shareholders and you will not have shareholder rights. Instead, the depositary will be treated as the holder of the shares underlying your ADSs. However, you may exercise some shareholders' rights through the depositary, and you will have the right to withdraw the shares underlying your ADSs from the deposit facility.

Under our current articles of association, the minimum notice period required to convene a general meeting will be ten days. When a general meeting is convened, you may not receive sufficient notice of a shareholders' meeting to permit you to withdraw your ordinary shares to allow you to cast your vote with respect to any specific matter. In addition, the depositary and its agents may not be able to send voting instructions to you or carry out your voting instructions in a timely manner. We plan to make all reasonable efforts to cause the depositary to extend voting rights to you in a timely manner, but we cannot assure you that you will receive the voting materials in time to ensure that you can instruct the depositary to vote your ADSs. Furthermore, the depositary and its agents will not be responsible for any failure to carry out any instructions to vote, for the manner in which any vote is cast or for the effect of any such vote. As a result, you may not be able to exercise your right to vote and you may lack recourse if your ADSs are not voted as you requested. In addition, in your capacity as an ADS holder, you will not be able to call a shareholder meeting.

The depositary for our ADSs will give us a discretionary proxy to vote our ordinary shares underlying your ADSs if you do not vote at shareholders' meetings, except in limited circumstances, which could adversely affect your interests.

Under the deposit agreement for the ADSs, the depositary will give us a discretionary proxy to vote our ordinary shares underlying your ADSs at shareholders' meetings if you do not vote, unless:

- we have failed to provide the depositary with the notice of meeting and related voting materials at least 30 days prior to the date of such shareholders' meeting;
- we have instructed the depositary that we do not wish a discretionary proxy to be given;
- we have informed the depositary that there is substantial opposition as to a matter to be voted on at the meeting;
- a matter to be voted on at the meeting would have a material adverse effect on shareholders; or
- voting at the meeting is made on a show of hands.

[Table of Contents](#)

The effect of this discretionary proxy is that you cannot prevent our ordinary shares underlying your ADSs from being voted, absent the situations described above, and it may make it more difficult for shareholders to influence our management. Holders of our ordinary shares are not subject to this discretionary proxy.

You may not receive distributions on our ordinary shares or any value for them if it is illegal or impractical to make them available to you.

The depositary of our ADSs has agreed to pay you the cash dividends or other distributions it or the custodian for our ADSs receives on our ordinary shares or other deposited securities after deducting its fees and expenses. You will receive these distributions in proportion to the number of our ordinary shares your ADSs represent. However, the depositary is not responsible if it is unlawful or impractical to make a distribution available to any holders of ADSs. For example, it would be unlawful to make a distribution to a holder of ADSs if it consists of securities that require registration under the Securities Act but that are not properly registered or distributed pursuant to an applicable exemption from registration. The depositary is not responsible for making a distribution available to any holders of ADSs if any government approval or registration required for such distribution cannot be obtained after reasonable efforts are made by the depositary. We have no obligation to take any other action to permit the distribution of our ADSs, ordinary shares, rights or anything else to holders of our ADSs. This means that you may not receive the distributions we make on our ordinary shares or any value for them if it is illegal or impractical for us to make them available to you. These restrictions may have a material and adverse effect on the value of your ADSs.

You may be subject to limitations on transfers of your ADSs.

Your ADSs are transferable on the books of the depository. However, the depository may close its transfer books at any time or from time to time when it deems expedient in connection with the performance of its duties. In addition, the depository may refuse to deliver, transfer or register transfers of ADSs generally when our books or the books of the depository are closed, or at any time if we or the depository deem it advisable to do so because of any requirement of law or of any government or governmental body, or under any provision of the deposit agreement, or for any other reason.

As a holder of our ADSs, your right to participate in any future rights offerings may be limited, which may cause dilution to your holdings and you may not receive cash dividends if it is impractical to make them available to you.

We may from time to time distribute rights to our shareholders, including rights to acquire our securities. However, we cannot make rights available to you in the United States unless we register the rights and the securities to which the rights relate under the Securities Act or an exemption from the registration requirements is available. Also, under the deposit agreement, the depository bank will not make rights available to you unless the distribution to ADS holders of both the rights and any related securities are either registered under the Securities Act, or exempted from registration under the Securities Act with respect to all holders of ADSs. We are under no obligation to file a registration statement with respect to any such rights or securities or to endeavor to cause such a registration statement to be declared effective. Moreover, we may not be able to establish an exemption from registration under the Securities Act. Accordingly, as a holder of our ADSs, you may be unable to participate in our rights offerings and may experience dilution in your holdings.

In addition, the depository of our ADSs has agreed to pay to you the cash dividends or other distributions it or the custodian receives on our ordinary shares or other deposited securities after deducting its fees and expenses. You will receive these distributions in proportion to the number of ordinary shares your ADSs represent. However, the depository may, at its discretion, decide that it is inequitable or impractical to make a distribution available to any holders of ADSs. For example, the depository may determine that it is not practicable to distribute certain property through the mail, or that the value of certain distributions may be less than the cost of mailing them. In these cases, the depository may decide not to distribute such property and you will not receive such distribution.

We are a Cayman Islands company and, because judicial precedent regarding the rights of shareholders is more limited under Cayman Islands law than that under U.S. law, you may have less protection for your shareholder rights than you would under U.S. law.

Our corporate affairs are governed by our memorandum and articles of association, the Cayman Islands Companies Law and the common law of the Cayman Islands. The rights of shareholders to take action against the directors, actions by minority shareholders and the fiduciary responsibilities of our directors to us under Cayman Islands law are to a large extent governed by the common law of the Cayman Islands. The common law of the Cayman Islands is derived in part from comparatively limited judicial precedent in the Cayman Islands as well as that from English common law, which has persuasive, but not binding, authority on a court in the Cayman Islands. The rights of our shareholders and the fiduciary responsibilities of our directors under Cayman Islands law are not as clearly established as they would be under statutes or judicial precedent in some jurisdictions in the United States. In particular, the Cayman Islands have a less developed body of securities laws than the United States. In addition, some U.S. states, such as Delaware, have more fully developed and judicially interpreted bodies of corporate law than the Cayman Islands.

[Table of Contents](#)

As a result of all of the above, shareholders of a Cayman Islands company may have more difficulty in protecting their interests in the face of actions taken by management, members of the board of directors or controlling shareholders than they would as shareholders of a company incorporated in a jurisdiction in the United States. For example, contrary to the general practice in most corporations incorporated in the United States, Cayman Islands law does not require that shareholders approve sales of all or substantially all of a company's assets. The limitations described above will also apply to the depository who is treated as the holder of the shares underlying your ADSs.

You may have difficulty enforcing judgments obtained against us.

We are a Cayman Islands company and substantially all of our assets are located outside of the United States. Substantially all of our current operations are conducted in the PRC. In addition, most of our directors and officers are nationals and residents of countries other than the United States and a substantial majority of the assets of these persons are located outside the United States. As a result, it may be difficult for you to effect service of process within the United States upon these persons. It may also be difficult for you to enforce judgments obtained in U.S. courts based on the civil liability provisions of the U.S. federal securities laws against us and our officers and directors, most of whom are not residents in the United States and the substantial majority of whose assets are located outside of the United States. In addition, there is uncertainty as to whether the courts of the Cayman Islands or the PRC would recognize or enforce judgments of U.S. courts against us or such persons predicated upon the civil liability provisions of the securities laws of the United States or any state. In addition, it is uncertain whether such Cayman Islands or PRC courts would be competent to hear original actions brought in the Cayman Islands or the PRC against us or such persons predicated upon the securities laws of the United States or any state.

ITEM 4. INFORMATION ON THE COMPANY

A. History and Development of the Company

Our predecessor and one of our operating subsidiaries, Tianwei Yingli, was established as a PRC limited liability company in August 1998. Through a series of equity transfers among holders of Tianwei Yingli's equity interests and additional equity contributions into Tianwei Yingli from 1998 to 2006, Yingli Group, a PRC company controlled by Mr. Liansheng Miao, and Tianwei Baobian, a PRC listed company, became the only two holders of equity interests in Tianwei Yingli as of August 9, 2006 and held 51% and 49% equity interest in Tianwei Yingli, respectively.

Yingli Green Energy was incorporated on August 7, 2006 in the Cayman Islands as part of a restructuring of the equity interest in Tianwei Yingli to facilitate investments by foreign financial investors in Tianwei Yingli and the listing of our shares on an overseas stock market to achieve such investors' investment goal and exit and liquidity strategies. On August 25, 2006, Yingli Green Energy entered into a Sino-foreign equity joint venture company contract with Tianwei Baobian under which, among others, we granted to Tianwei Baobian a right to subscribe for newly issued ordinary shares of us in exchange for all but not part of Tianwei Baobian's equity interest in Tianwei Yingli. Tianwei Baobian may exercise this subscription right only after certain conditions (as described below) are satisfied. On September 5, 2006, Yingli Group transferred all of its 51% equity interest in Tianwei Yingli to us in a transaction between entities under common control. As a result of such transfer, Tianwei Yingli became our subsidiary. For financial statements reporting purposes, Tianwei Yingli is deemed to be our predecessor. Through a series of additional equity contributions into Tianwei Yingli, we have increased our equity interest in Tianwei Yingli to 74.01%.

In addition to Tianwei Yingli, we have also established or acquired subsidiaries in strategic locations in the PRC, including Haikou, Tianjin, Hengshui, Lhasa, Lanzhou, Kunming, Guangzhou, Beijing, Suzhou, Yantai, Guangxi, Shenzhen and Shanghai, etc. to manufacture, assemble or sell PV modules and systems and ancillary materials.

In August 2007, we established Yingli Green Energy (International) Holding Company Limited, or Yingli International, a British Virgin Islands company limited by shares, as our wholly-owned subsidiary and the intermediate holding company primarily for expanding our international and domestic presence. Under Yingli International, we have established:

[Table of Contents](#)

- Yingli Energy (China) Company Ltd., or Yingli China, a PRC limited liability company, as a wholly-owned subsidiary of Yingli International. Yingli China is primarily engaged in the research, manufacturing, sale and installation of renewable energy products.
- Yingli Green Energy Europe GmbH, or Yingli Europe, a German limited liability company, as a wholly-owned subsidiary of Yingli International. Yingli Europe is primarily engaged in the sale and marketing of PV products and relevant accessories in Europe.
- Yingli Green Energy Greece Sales GmbH, or Yingli Greece, a German limited liability company, with Yingli International holding 60% equity interest in Yingli Greece. Yingli Greece is primarily engaged in the production, sale and marketing of PV products and relevant products in Greece, Cyprus, the Balkans and the Middle East.
- Yingli Green Energy Americas, Inc., or Yingli Americas, a Delaware limited liability company, as a wholly-owned subsidiary of Yingli International. Yingli Americas is principally engaged in the production, sale and marketing of PV products and relevant accessories and investments in renewable energy projects.
- Yingli Green Energy International Trading Limited, or YGE International Trading, as a wholly-owned subsidiary of Yingli China. YGE International Trading is a Hong Kong limited liability company. The principal business of YGE International Trading is the sale of PV products and purchase of raw materials.
- Yingli Green Energy Italia S.R.L., or Yingli Italia, an Italian limited liability company, as a wholly-owned subsidiary of Yingli International. Yingli Italia is primarily engaged in the sale and marketing of PV products and relevant accessories in Italy.
- Yingli Energy (Beijing) Co. Ltd., or Yingli Beijing, a PRC limited liability company, with Yingli International holding 90% equity interest in Yingli Beijing. Yingli Beijing is primarily engaged in the sale and manufacture of PV modules and PV systems.
- Yingli Green Energy Spain, S.L.U., or Yingli Spain, a Spanish limited liability company, as a wholly-owned subsidiary of Yingli International. Yingli Spain is primarily engaged in the sale and marketing of PV products, relevant accessories and investments in renewable energy projects, as well as after sales services.
- Yingli Green Energy Singapore Company Pte. Limited, or Yingli Singapore, a Singapore limited liability company, as a wholly-owned subsidiary of Yingli International. Yingli Singapore is primarily engaged in the research and experimental development on electronics.
- Yingli Green Energy Chile SpA, or Yingli Chile, a Chile limited liability company, as a wholly-owned subsidiary of Yingli international. Yingli Chile is primarily engaged in the sale and marketing of PV products and relevant accessories in Chile.
- Yingli Green Energy Do Brasil S.A., or Yingli Brazil, a Brazil limited liability company, with Yingli international holding 99.9% equity interest in Yingli Brazil. Yingli Brazil is primarily engaged in the sale and marketing of PV products and relevant accessories in Brazil.

Our principal executive offices are located at No. 3399 Chaoyang North Street, Baoding, Hebei Province, People's Republic of China. Our telephone number at this address is (86 312) 8929-700 and our fax number is (86 312) 8929-800. Our agent for service of process in the United States is Law Debenture Corporate Services Inc., located at 400 Madison Avenue, New York, New York 10017. Our registered office in the Cayman Islands is located at Cricket Square, Hutchins Drive, P.O. Box 2681, Grand Cayman, KY1-1111, Cayman Islands.

Investor inquiries should be directed to us at the address and telephone number of our principal executive offices set forth above. Our website is www.yinglisolar.com. The information contained on our website is not part of this annual report.

Our Initial Public Offering

On June 13, 2007, we completed our initial public offering, in which we offered and sold 26,550,000 ordinary shares in the form of ADSs, raising US\$274.5 million in proceeds before expenses to us, and Yingli Power sold 2,450,000 ordinary shares in the form of ADSs. Upon the exercise of the underwriters' option to purchase additional ADSs, certain of our Series A and Series B shareholders sold an aggregate of 500,000 ordinary shares in the form of ADSs.

Our Convertible Senior Notes Offering and Secondary Offering

In December 2007, we completed our convertible senior notes offering and secondary offering, in which we offered and sold an aggregate principal amount of US\$172.5 million zero coupon convertible senior notes due 2012 and raised an aggregate of US\$168.2 million in proceeds, before expenses, and several of our shareholders sold an aggregate of 6,440,000 ordinary shares in the form of ADSs. As of December 31, 2012, the convertible senior notes due 2012 had been fully redeemed.

Our Guaranteed Senior Secured Convertible Notes

In January 2009, we entered into a note purchase agreement with Trustbridge, under the terms of which we have issued an aggregate amount of US\$49.4 million of senior secured convertible notes due 2012 to Trustbridge or its affiliate. In June 2009, we issued 2,000,000 ordinary shares to Trustbridge as a result of the conversion of US\$8.7 million of the senior secured convertible notes. In the third quarter of 2010, we issued 6,000,688 ordinary shares to Trustbridge as a result of the conversion of US\$26.2 million of the senior secured convertible notes. In January 2012, we issued 3,588,025 ordinary shares to Trustbridge as a result of the conversion of the remaining US\$14.6 million of the senior secured convertible notes. As a result, the senior secured convertible notes have been fully converted.

[Table of Contents](#)

ADM Capital Warrants

In January 2009, Yingli China entered into a credit agreement with ADM Capital for a three-year loan facility of up to US\$80.0 million for Yingli China's production capacity expansion and general corporate uses. In April 2009, Yingli China drew down US\$50.0 million of the loan facility and we entered into a warrant agreement whereby we issued to ADM Capital 4,125,000 warrants. Each warrant provides for the right to acquire one ordinary share at an initial strike price of US\$5.64, which is based on the 20-trading day volume weighted average closing price per ADS on the New York Stock Exchange for the period prior to the issuance of the warrant, subject to customary anti-dilution and similar adjustments. In June 2009, we and ADM Capital revised the warrant agreement and modified the terms so that (i) the initial strike price decreased from US\$5.64 per share to US\$5.06 per share, (ii) upon the exercise of the put option by the warrant holders, we may, at our sole discretion, elect to settle the put price in (a) cash, (b) shares or (c) a combination of cash and shares and (iii) the number of ordinary shares we are obligated to issue upon the exercise of the put option by the warrant holders was capped. In May 2010, 498,612 ordinary shares in the form of ADSs were issued to ADM Capital in connection with its exercise of 825,000 warrants. In November 2010, 511,599 ordinary shares in the form of ADSs were issued to ADM Capital in connection with its exercise of 825,000 warrants. In May 2011, 1,444,060 ordinary shares in the form of ADSs were issued to ADM Capital in connection with its exercise of 2,475,000 warrants. As a result, nil warrants remain outstanding as of the date of this annual report.

Follow-on Offering

In June 2009, we completed a follow-on public offering, in which we offered and sold an aggregate of 18,390,000 ordinary shares in the form of ADS, raising a total of US\$227.3 million in net proceeds, and Yingli Power sold 3,000,000 ordinary shares of ADSs.

Joint Venture Contract

Tianwei Baobian was established under the PRC law in September 1999 and its common shares have been listed on the Shanghai Stock Exchange since January 2001. The principal business of Tianwei Baobian is the manufacture of large electricity transformers. The controlling shareholder of Tianwei Baobian is Baoding Tianwei Group Co., Ltd., or Tianwei Group, a wholly state-owned limited liability company established in the PRC in January 1991. The controlling person of Tianwei Group is China South. Tianwei Baobian became a shareholder of Tianwei Yingli in April 2002.

We entered into a joint venture contract with Tianwei Baobian on August 25, 2006 and amended the joint venture contract on October 10, 2006, November 13, 2006, December 18, 2006 and September 28, 2007, respectively. The joint venture contract is governed by PRC law and sets forth the respective rights and obligations of us and Tianwei Baobian relating to Tianwei Yingli. The major provisions of this joint venture contract include the following:

Tianwei Yingli's Management Structure Board of Directors

The board of directors of Tianwei Yingli, or the board, is its highest authority and has the power to decide all matters important to Tianwei Yingli.

The board consists of nine directors, six of whom are appointed by us and three of whom are appointed by Tianwei Baobian. Each director is appointed for a term of three years and may serve consecutive terms if re-appointed by the party which originally appointed such director. Each director may be removed by its appointing party, at any time, with or without cause and may be replaced by a nominee appointed by such party before the expiration of such director's term of office.

The chairperson of the board is the legal representative of Tianwei Yingli. The chairperson has the right to vote as any other director and does not have a casting vote. Tianwei Baobian is entitled to appoint a director to serve as the chairperson of the board and we are entitled to appoint a director to serve as the vice chairperson of the board.

[Table of Contents](#)

A unanimous approval of all directors present in person or by proxy at the meeting of the board or, in the event of a written resolution, a unanimous approval of all directors, is required for resolutions involving the following matters:

- amendment to the articles of association of Tianwei Yingli;
- merger of Tianwei Yingli with another entity;
- division of Tianwei Yingli;
- termination or dissolution of Tianwei Yingli; and
- increase, reduction or transfer of the registered capital of Tianwei Yingli.

Resolutions of the board involving any other matters may be adopted by the affirmative vote of a simple majority of all directors present in person or by proxy at a meeting of the board.

The board is required to meet at least once each quarter. In addition to the regular meetings, the board may hold interim meetings. Each director has one vote at a meeting of the board. Board meetings are convened and presided over by the chairperson or, in his or her absence, by the vice chairperson or, in the absence of the vice chairperson, by a director elected by the majority of the directors. The board may adopt written resolutions in lieu of a board meeting, as long as the resolutions to be adopted are delivered to all directors and affirmatively signed and adopted by each director. The board members are required to act in accordance with board resolutions and may not do anything to jeopardize the interests of Tianwei Yingli.

A quorum for a meeting of the board is two thirds of the board members present, in person (including through telephone or video conference) or by proxy. If a meeting has been duly called and a quorum in person or by proxy is not present, no resolutions made at the meeting will be valid, and the director presiding over this meeting is required to postpone the meeting for no more than seven working days and send written notice of postponement to all directors. Any director who fails to attend the postponed meeting in person or by proxy will be deemed to be present at the meeting and be counted in the quorum, but such director will be deemed to have waived his or her voting rights.

Supervisors

Tianwei Yingli is required to have two supervisors. Tianwei Baobian and we each appoint one supervisor. Each supervisor is appointed for a term of three years and may serve consecutive terms if re-appointed by the party which originally appointed such supervisor. The supervisors may attend board meetings as non-voting members and make inquiries and suggestions as to matters submitted to board meetings for resolution. The major duties and powers of the supervisors are as follows:

- inspect financial affairs of Tianwei Yingli;
- monitor acts of directors and senior managers in the performance of their duties to Tianwei Yingli, and propose removal of directors or senior managers who have violated any laws, regulations, the articles of association of Tianwei Yingli or any board resolutions;
- demand directors and senior managers to correct any of their act that harms Tianwei Yingli's interests; and
- propose interim meetings of the board.

Senior Management

Tianwei Yingli is required to have one chief executive officer and one chief financial officer. We nominate the chief executive officer for appointment by the board. The chief executive officer serves a term of three years and may serve consecutive terms if re-nominated by us and re-appointed by the board. The chief executive officer has overall responsibilities for the daily operation and management of Tianwei Yingli and reports directly to the board. The chief executive officer nominates the chief financial officer for appointment by the board. The chief financial officer is responsible for financial matters of Tianwei Yingli and reports to the chief executive officer.

Subscription Right

Under the joint venture contract, we granted to Tianwei Baobian a right to subscribe for ordinary shares newly issued by us in exchange for all but not part of Tianwei Baobian's equity interest in Tianwei Yingli. Tianwei Baobian may exercise the subscription right if, and only if, the following conditions are satisfied:

- we have completed our initial public offering;
- our ordinary shares are listed on a qualified securities exchange, which is defined under the joint venture contract to include, among others, the NYSE; and
- Tianwei Baobian or its affiliates obtains all necessary approvals from relevant PRC government authorities for acquiring our ordinary shares as a result of exercising the subscription right.

[Table of Contents](#)

Subject to applicable laws in the PRC, the Cayman Islands, any jurisdiction in which our ordinary shares are listed and any jurisdiction in which a qualified securities exchange, including the NYSE, is located and further subject to the listing rules of such exchange, Tianwei Baobian may exercise the subscription right by sending a written notice to us within one month following the first date on which all conditions listed above are satisfied, accompanied by copies of related approvals and opinion of counsel.

Prior to exercising its subscription right, Tianwei Baobian is required to retain an asset valuation firm reasonably acceptable to us to obtain a valuation of Tianwei Baobian's equity interest in Tianwei Yingli in accordance with internationally accepted valuation methods and relevant PRC laws and regulations. The valuation report will need to be acknowledged by both Tianwei Baobian and us. Under relevant PRC laws and regulations, the value of Tianwei Baobian's equity interest in Tianwei Yingli agreed by Tianwei Baobian and us for the purpose of Tianwei Baobian's exercise of the subscription right shall not be lower than 90% of the value of such equity interest as indicated in the valuation report.

The number of our new ordinary shares that we are obligated to issue to Tianwei Baobian upon its exercise of the subscription right will be calculated according to the following formula:

$$\text{Number of new shares to be issued to Tianwei Baobian} = \text{Total number of our shares immediately before the exercise of the subscription right} \times \frac{\text{Percentage of Tianwei Baobian's equity interest in Tianwei Yingli immediately before the exercise of the subscription right}}{\text{Percentage of our equity interest in Tianwei Yingli immediately before the exercise of the subscription right}(1)}$$

- (1) Tianwei Baobian and we have agreed that the effective equity interest percentage in Tianwei Yingli indirectly held by Tianwei Baobian by way of its ownership of the equity interest in us following its exercise of the subscription right must be equal to the equity interest percentage in Tianwei Yingli directly held by Tianwei Baobian immediately prior to the exercise of the subscription right.

In addition, Tianwei Baobian may request us to make best efforts to purchase from Tianwei Baobian all but not part of its equity interest in Tianwei Yingli. Upon such request by Tianwei Baobian, we will undertake to use our best efforts to assist Tianwei Baobian in completing the transfer of such equity interest held by Tianwei Baobian. The manner and the price at which Tianwei Baobian sells its equity interest in Tianwei Yingli will be decided by mutual agreement between Tianwei Baobian and us based on the fair market value of its and our equity interest in Tianwei Yingli, respectively, and in accordance with relevant PRC laws and regulations.

Tianwei Yingli's Registered Capital

Tianwei Yingli currently has a registered capital of RMB3,375.2 million. We currently hold 74.01% of Tianwei Yingli's equity interest, and Tianwei Baobian currently holds the remaining 25.99%. The registered capital of a company refers to the total amount of the capital subscribed by the equity interest holders of such company, as registered with relevant authorities. A shareholder of a company is entitled to the rights to and interests in such company in proportion to the fully paid amount of the registered capital of such company for which such shareholder subscribes or as otherwise agreed among the shareholders of such company. Such rights and interests include the rights to nominate directors to the board and receive dividends in proportion to the fully paid amount of the registered capital subscribed by such equity interest holders or as otherwise agreed among such equity interest holders. Under the PRC law, the rights and interests of a shareholder to a limited liability company are generally referred to as "equity interest."

Increase or Reduction of Tianwei Yingli's Registered Capital

Approval by the Board and the Relevant PRC Authority

Any increase or reduction of Tianwei Yingli's registered capital is subject to unanimous approval of all directors present in person or by proxy at a meeting of the board or, in the event of a written resolution, the unanimous approval of all directors, as well as approval of the relevant PRC authority.

Preemptive Right

If the board resolves to increase Tianwei Yingli's registered capital, both Tianwei Baobian and we have the preemptive right to make additional contributions to the registered capital in proportion to its and our respective equity interests in Tianwei Yingli as of the date of the board's resolution. If Tianwei

Baobian and we choose to make such additional contributions, we are obligated to pay in full our respective additional contributions within 30 days after the relevant PRC authority approves the increase of Tianwei Yingli's registered capital.

Table of Contents

If a party notifies the board in writing of its decision not to make all or part of the additional contribution that it is entitled to make, or fails to pay in full its additional contribution within 30 days after the approval by the relevant PRC authority (such party being the non-contributing party), the other party has the right, but not the obligation, to make an additional contribution to the extent that the first party fails or elects not to contribute (such other party, if it so contributes, being the contributing party). In this event, the board will retain an independent asset valuation firm to obtain a valuation of Tianwei Yingli in accordance with internationally accepted valuation methods and relevant PRC laws and regulations. If the non-contributing party does not make any additional contribution to Tianwei Yingli's registered capital while the contributing party does, the contributing party's shareholding percentage in Tianwei Yingli immediately after its contribution will be calculated as follows:

$$\text{Percentage of the contributing party's equity interest in Tianwei Yingli immediately after contribution} = \text{Percentage of the contributing party's equity interest in Tianwei Yingli immediately before contribution} + \left[\text{Amount of contribution made by the contributing party} \times \frac{\left[1 - \frac{\text{Percentage of the contributing party's equity interest in Tianwei Yingli immediately before contribution}}{\text{Fair market value}^{(1)} \text{ of Tianwei Yingli}} \right]}{\text{Fair market value}^{(1)} \text{ of Tianwei Yingli}} \right]$$

- (1) Fair market value means the expected value of Tianwei Yingli immediately following the contribution by the contributing party to Tianwei Yingli's registered capital.

Our Additional Contribution to Tianwei Yingli's Registered Capital with Proceeds from our Public Offering or Private Placements

Notwithstanding the above, if we intend to use proceeds from our public offering or any private placement transaction to make additional contributions to Tianwei Yingli's registered capital, Tianwei Baobian must cause all directors appointed by Tianwei Baobian to vote in favor of an increase of Tianwei Yingli's registered capital, and to take all actions necessary to obtain the approval of the relevant PRC authority. In such event, the board shall retain an independent asset valuation firm to obtain a valuation of Tianwei Yingli in accordance with internationally accepted valuation methods and relevant PRC laws and regulations. The percentage of our equity interest in Tianwei Yingli immediately after we make an additional contribution to Tianwei Yingli's registered capital with proceeds of our public offering or any private placement transaction will be calculated as follows:

$$\text{Percentage of our equity interest in Tianwei Yingli immediately after contribution} = \text{Percentage of the contributing party's equity interest in Tianwei Yingli immediately before contribution} + \left[\text{Amount of our contribution} \times \frac{\left[1 - \frac{\text{Percentage of our equity interest in Tianwei Yingli immediately before contribution}}{\text{Fair market value}^{(1)} \text{ of Tianwei Yingli immediately after contribution}} \right]}{\text{Fair market value}^{(1)} \text{ of Tianwei Yingli immediately after contribution}} \right]$$

- (1) Fair market value means the expected value of Tianwei Yingli immediately following our contribution to Tianwei Yingli's registered capital with proceeds from our public offering or from a private placement transaction, as the case may be. After our additional contribution as described above, Tianwei Baobian's equity interest in Tianwei Yingli will be diluted in the same proportion as our equity interest in Tianwei Yingli immediately prior to such additional contribution.

Transfer of Equity Interests in Tianwei Yingli

All or part of the equity interests in Tianwei Yingli held by Tianwei Baobian and us may be transferred to third parties subject to the provisions described below.

Right of First Refusal

The party intending to transfer all or any part of its equity interest in Tianwei Yingli (such party being the transferring party) is required to send a written notice, or the offer notice, to the other party (such party being the non-transferring party) and the board of Tianwei Yingli, notifying them of the transferring party's intent to transfer such equity interest, or the offered interest, the terms and conditions of the proposed transfer and the identity of the proposed third-party transferee. The non-transferring party may exercise its right of first refusal by sending a written notice, or the acceptance notice, to the transferring party within 30 days after receipt of the offer notice, notifying the transferring party of the non-transferring party's intent to acquire all, but not less than all, of the offered interest.

The non-transferring party will be deemed to have consented to the proposed transfer if the transferring party has not received an acceptance notice within 30 days after the non-transferring party's receipt of the offer notice. In such an event, the transferring party may transfer the offered interest to the proposed third-party transferee within 60 days after expiration of the 30-day period as provided above and on terms no more favorable than specified in the offer notice, and the non-transferring party is obligated to sign a statement indicating its consent and waiver of its right of first refusal.

[Table of Contents](#)

Notwithstanding the right of first refusal as described above, after completion of our initial public offering and listing of our ADSs on the NYSE, all or any part of the interest in Tianwei Yingli held by Tianwei Baobian or us may be transferred to its or our respective affiliates, and the other party is obligated to consent to such transfer.

Approval by the Board and the Relevant PRC Authority

Any transfer of an equity interest in Tianwei Yingli is subject to the unanimous approval of all directors present in person or by proxy at a meeting of the board or, in the event of a written resolution, the unanimous approval of all directors. Such transfer is also subject to the approval of relevant PRC authorities.

In the case of any transfer of an equity interest in Tianwei Yingli to a third party with a deemed consent of the non-transferring party or any affiliate transfer following the completion of our initial public offering and listing of our ADSs on the NYSE, each as described above, the non-transferring party is obligated to (i) cause each director appointed by it to consent to such transfer and approve related amendments to the articles of association of Tianwei Yingli at a board meeting and (ii) use its best efforts to obtain the approval of relevant PRC authorities.

No Transfer to Tianwei Yingli's Competitors

Under an amendment to the joint venture contract dated October 10, 2006, Tianwei Baobian and we may not transfer any of its or our equity interest, as applicable, in Tianwei Yingli to any third party that is engaged in a competing business with Tianwei Yingli.

Encumbrance

Neither Tianwei Baobian nor we may mortgage, pledge, charge or otherwise encumber all or any part of its or our respective equity interests, as applicable, in Tianwei Yingli without the prior written consent of the other party or the approval of relevant PRC authorities.

Profit Distribution

The maximum amount of dividend payable by Tianwei Yingli to its equity interest holders is calculated based on its retained earnings as calculated under PRC accounting regulations, and prior to the payment of dividends, Tianwei Yingli is required to pay income taxes according to PRC laws and make allocations of retained earnings to the reserve fund, enterprise development fund and employee bonus and bonus and welfare fund each at a percentage decided by the board each fiscal year. Any dividends paid by Tianwei Yingli are required to be distributed to Tianwei Baobian and us in proportion to its and our respective equity interests in Tianwei Yingli. Tianwei Yingli may not distribute any profit to its equity interest holders until all losses incurred in previous fiscal years are fully recovered. Undistributed profits accumulated in previous fiscal years may be distributed together with profits from the current fiscal year.

Unilateral Termination of the Joint Venture Contract

Either Tianwei Baobian or we may unilaterally terminate the joint venture contract if:

- Tianwei Yingli or the other equity interest holder is bankrupt, enters into a liquidation or dissolution proceeding, ceases business or becomes incapable of repaying debts that are due,
- an event of force majeure occurs and is continuing for over six months and the equity interest holders of Tianwei Yingli cannot find an equitable solution, or
- Tianwei Yingli's business license is terminated, cancelled or revoked.

Under the joint venture contract, force majeure is defined as any event which (i) is beyond the control of the parties thereto, (ii) is not foreseeable, or if foreseeable, unavoidable and (iii) prevents either party from performing all or a material part of its respective obligations.

Under the Company Law and other relevant PRC laws and regulations, the business license of a company may be terminated, cancelled or revoked by the relevant registration authority if such company:

- obtains its company registration by making false statement of registered capital, submitting false certificates or by concealing material facts through other fraudulent means, and the registration authority deems such activities to be a material noncompliance with applicable laws and regulations;
- fails to commence operation for more than six months without proper cause, or suspends operation on its own without proper cause for more than six consecutive months after commencement of operation;
- conducts illegal activities jeopardizing the national security and social public interests;
- engages in relevant business activities which require special permits or approval without obtaining such permits or approval, and the registration authority deems such activities to be a material noncompliance with applicable laws and regulations;
- refuses to accept the annual inspection within the time limit, or conceals facts or resorted to deception during the annual inspection, and the

registration authority deems such activities to be a material noncompliance with applicable laws and regulations; or

- forges, alters, leases, lends or transfers its business license, and the registration authority deems such activities to be a material noncompliance with applicable laws and regulations.

[Table of Contents](#)

Under relevant PRC laws and regulations, Tianwei Yingli's board of directors is required to establish a liquidation committee to carry out the liquidation of Tianwei Yingli upon the expiration or termination of the joint venture contract. The liquidation committee must conduct a thorough examination of Tianwei Yingli's assets and liabilities. During the course of the liquidation proceedings, Tianwei Yingli may continue its existence, but may not conduct any business activities unrelated to the liquidation process. The proceeds from the liquidation of Tianwei Yingli's assets must be used first to settle any and all of its outstanding debts, salaries, labor insurance and liquidation-related fees and taxes, and the balance of the proceeds must be distributed to Tianwei Yingli's shareholders in proportion to their respective contributions to Tianwei Yingli's registered capital. Upon completion of the liquidation, the liquidation committee must submit a liquidation report to relevant PRC authorities to effect deregistration and make a public announcement of the termination of the joint venture contract.

Dispute Resolution

All disputes arising from or in connection with the existence, interpretation, validity, termination or performance of the joint venture contract are required to be submitted to the Hong Kong International Arbitration Center for final and binding arbitration in accordance with the arbitration rules of the United Nations Commission on International Trade Law then prevailing. Before an arbitration proceeding may be commenced, (1) the party seeking arbitration must send a written notice to the other party requesting arbitration and describing the nature of the dispute and (2) within 90 days of such notice Tianwei Baobian and we must have engaged in efforts to resolve the dispute amicably, but such efforts have failed.

Governing Law

The execution, validity, interpretation and performance of the joint venture contract, as well as resolution of disputes under such contract, are governed by PRC law.

B. Business Overview

Overview

We are one of the leading vertically integrated photovoltaic, or PV, product manufacturers in the world. We design, manufacture and sell PV modules, and design, assemble, sell and install PV systems. With an overall annual manufacturing capacity of 2,450 megawatts for each of crystalline polysilicon ingots and wafers, PV cells and PV modules as of the date of this annual report, we believe we are currently one of the largest manufacturers of PV products in the world as measured by annual manufacturing capacity. Our current products and services substantially cover the entire PV industry value chain, ranging from crystalline polysilicon ingots and wafers, PV cells and PV modules to the manufacture of PV systems and the installation of PV systems. We believe we are one of the largest PV companies in the world to have adopted a vertically integrated business model. Our end-products include PV modules and PV systems in different sizes and power outputs. We sell PV modules under our own brand names, Yingli and Yingli Solar, to PV system integrators and distributors located in various markets around the world, including Germany, China, the United States, Greece, Spain, Italy, France, India, Japan, the Netherlands, the United Kingdom, Israel, Korea and Belgium.

In 2002, we began producing PV modules with an initial annual manufacturing capacity of three megawatts and have significantly expanded production capacities of our PV products in the past to the current level. Currently, we maintain a balanced vertically integrated production capacity of 2,450 MW per year at our production facilities located in Baoding, Haikou, Tianjin and Hengshui.

In January 2009, we acquired Cyber Power Group Limited, or Cyber Power, a development stage enterprise designed to produce polysilicon, and its principal operating subsidiary in China, Fine Silicon Co., Ltd., or Fine Silicon, with an intention to establish our own in-house polysilicon production capacity. However, due to the sharp decline in polysilicon prices in recent years, Fine Silicon was not able to achieve cost-effective production. We plan to refine Fine Silicon's production process and resume its normal production when Fine Silicon can produce polysilicon at a cost comparable to or lower than prevailing market prices of polysilicon. Currently, Fine Silicon is not producing any meaningful amount of polysilicon.

[Table of Contents](#)

Our Products and Services

Our products and services include the manufacture of polysilicon ingots and wafers, PV cells, PV modules and integrated PV systems, which encompass substantially the entire PV industry value chain, with the manufacture of polysilicon feedstock being the only significant exception.

Polysilicon Ingots and Blocks

A polysilicon ingot is formed by melting, purifying and solidifying polysilicon feedstock into a brick-shaped ingot. Now we produce 400 kilogram,

420 kilogram, 480 kilogram and 500 kilogram multicrystalline polysilicon ingots, which account for a pproximately 90% of our ingots. The polysilicon ingots are then cut into blocks. Our polysilicon blocks are generally available in cuboid with the same face the size of 156 millimeters x 156 millimeters and different heights. We use our polysilicon blocks to produce polysilicon wafers.

Polysilicon Wafers

The polysilicon blocks are then sliced into wafers with wire saws. Thinner wafers enable a more efficient use of polysilicon, and lower the cost per watt of power produced. The thickness of our wafers was 180 microns as of December 31, 2012. The diameter of our wafers was 130 microns as of December 31, 2012. Our wafers are generally available in the size of 156 millimeters x 156 millimeters. At times historically when we had produced an excess amount of wafers as a result of the disparity in our wafer manufacturing capacity and the PV cell capacity, we provided the excess wafers to third-party toll manufacturers which processed wafers into PV cells and return the PV cells to us for a processing fee under toll manufacturing arrangements. In 2010 we entered into toll manufacturing arrangements with third-party toll manufacturers, which accounted for a very small percentage of our total production volume. For the year of 2011 and 2012 we did not have such toll manufacturing arrangements.

PV Cells

A PV cell is a device made from a polysilicon wafer that converts sunlight into electricity by a process known as the photovoltaic effect. The conversion efficiency of a PV cell is the ratio of electrical energy produced by the cell to the energy from sunlight that reaches the cell. The conversion efficiency of PV cells is determined to a large extent by the quality of wafers used to produce the PV cells, which is, in turn, determined by the mix of different types of polysilicon raw materials used in the ingot casting process.

In addition, we have commercialized 600 megawatts of monocrystalline production capacity for each of monocrystalline ingots and wafers, cells and modules in Baoding, Hebei Province. These production lines are designed to produce next-generation high efficiency monocrystalline PV cells based on the technology developed through Project PANDA, a collaboration project among us, the Energy Research Centre of the Netherlands, a leading solar research center in Europe, and Tempres Systems, a wholly-owned subsidiary of Amtech Systems, Inc., a global supplier of production and automation systems and related supplies for the manufacture of PV cells. We achieved an average cell conversion efficiency rate of 19.2% and a record cell conversion efficiency rate of 20.0% on the PANDA commercial lines in 2012.

We generally use all of our PV cells in the production of our PV modules. In 2012, as we were able to achieve a utilization rate of our PV module production capacity above 100% to meet strong market demand, we purchased PV cells from third parties to meet the excess PV module production capacity. We anticipate that we may continue to purchase PV cells from third parties from time to time in the future.

PV Modules

A PV module is an assembly of PV cells that are electrically interconnected, laminated and framed in a durable and weatherproof package. Currently, most of our PV modules are made with PV cells produced by us. Historically, we have used toll manufacturing arrangements on a limited scale, and most of our PV modules produced by third-party PV module manufacturers under such toll manufacturing arrangements used PV cells produced by us. As the result of a utilization rate of our PV module production capacity above 100%, which exceed the utilization rate of our PV cell production capacity, a small portion of our PV modules were made with PV cells provided by third-party suppliers. Our PV modules are made with a frame design that we believe enhances their ability to withstand strong wind and vibrations. A majority of PV modules produced by us have outputs ranging from 150 to 270 watts. The following table sets forth the major types of modules produced by us:

40

Table of Contents

| Dimensions | Weight | Maximum Power | Optimum Operating Voltage |
|-------------------|--------------------|----------------------|----------------------------------|
| (mm x mm) | (Kilograms) | (Watts) | (Volts) |
| 1310 x 990 | 15.2 | 180 — 210 | 23 |
| 1330 x 990 | 15.4 | 195 — 225 | 24 |
| 1650 x 990 | 19.1 | 230 — 260 | 29 |
| 1650 x 990 | 19.1 | 250 — 280 | 30 |
| 1970 x 990 | 26.8 | 280 — 310 | 35 |

Integrated PV Systems

A PV system consists of one or more PV modules that are physically mounted and electrically interconnected with system components such as batteries and power electronics, to produce and store electricity. We produce PV systems and also design, assemble, sell and install stand-alone PV systems for lighting systems, mobile communication base stations and residential applications. In order to focus on our core PV products and their components, we no longer produce controllers, inverters and other components used in our PV systems but instead source them from third-party manufacturers and sell them to our customers as part of our PV systems. We typically install these systems on-site for our customers. For our larger PV systems, we work with the customers on-site to design, install, test and oversee the system start-up.

Manufacturing

We started producing PV modules in 2002 and started producing polysilicon ingots and wafers in October 2003 and PV cells in March 2004. As of the

date of this annual report, we have the capacity to produce over 2,450 megawatts each of polysilicon ingots and wafers, PV cells and PV modules per year. We use our polysilicon wafers and PV cells as materials in the production of PV modules.

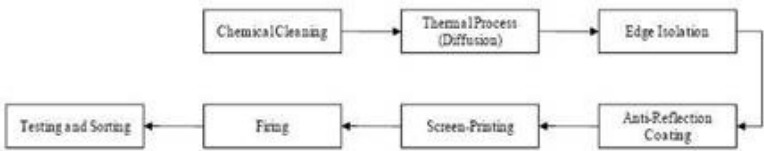
Manufacturing Process

Polysilicon Ingots. The quality of polysilicon ingots determines, to a large extent, the quality of our final PV products. To produce polysilicon ingots, polysilicon is melted in a quartz crucible within a furnace. The melted polysilicon then undergoes a crystal growing process, gradually anneals and forms an ingot. To reduce the cost of polysilicon, we use a mix of high-purity polysilicon and lower-purity polysilicon, including polysilicon scraps such as the discarded tops and tails of ingots, pot scraps and broken or unused silicon wafers. Our employees undertake the labor-intensive process of sorting through the polysilicon feedstock to separate polysilicon that meets our specified standards for the production of ingots. The polysilicon feedstock used in the production of multicrystalline polysilicon ingots is not required to have the same level of purity as that used to produce monocrystalline silicon ingots. Nonetheless, impurities in polysilicon feedstock present a challenge to the production of polysilicon ingots because impurities are difficult to separate in the casting process.

Blocks and Wafers. Polysilicon ingots are cut into polysilicon blocks, which are edge-ground to avoid breakage during the wafer-slicing process. Polysilicon blocks are then sliced into polysilicon wafers.

PV Cells. The silicon wafers undergo an ultrasonic cleaning process to remove oil and surface particles, followed by a chemical cleaning process to remove the impurity and create a suede-like structure on the wafer surface, which reduces the PV cell’s reflection of sunlight and increases the PV cell’s absorption of solar energy. Through a diffusion process, we then introduce certain impurities into the silicon wafers and form an electrical field within the PV cell. We achieve the electrical isolation between the front and back surfaces of the silicon wafer by edge isolation, or removing a very thin layer of silicon around the edge. We then apply an anti-reflection coating to the front surface of the wafer to enhance its absorption of sunlight. We screen-print negative and positive metal contacts, or electrodes, on the front and back surfaces of the PV cell, respectively, with the front contact in a grid pattern to collect the electrical current. Silicon and metal electrodes are then connected through an electrode firing process in a conveyor belt furnace at a high temperature. Testing and sorting complete the manufacturing process for PV cells.

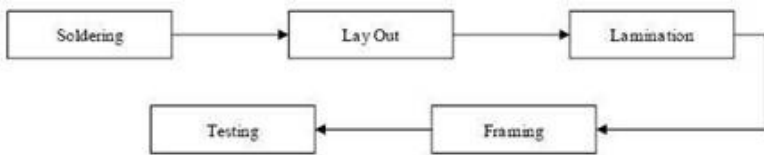
The diagram below illustrates the PV cell manufacturing process:



PV Modules. PV modules are formed by interconnecting multiple PV cells into desired electrical configurations through welding. The interconnected cells are laid out and laminated in a vacuum. Through these processes, the PV modules are weather-sealed, and thus are able to withstand high levels of ultraviolet radiation, moisture, wind and sand. Assembled PV modules are packaged in a protective aluminum frame prior to testing.

Table of Contents

The following diagram illustrates the PV module manufacturing process:



PV Systems. PV system production involves the design, manufacturing, installation and testing of PV systems. We design PV systems according to our customers’ requirements. We integrate PV modules and other system components into PV systems by electronically interconnecting PV modules with system components such as inverters, storage batteries and electronic circuitry to produce, store and deliver electricity. For small PV systems such as portable electricity supply systems used for transmitter-receivers, we complete the integration and testing procedures in our facilities in Baoding before such systems are sold to the end-customers. For mid-sized PV systems such as PV lighting systems, we complete the integration process in Baoding, but install and test for our customers on-site. For large PV systems, such as on-grid solar power stations and stand-alone PV systems, we work with the customers on-site to design, install, test and oversee the system startup.

Manufacturing Capacity

Currently, we maintain a balanced vertically integrated production capacity of 2,450 MW per year at our production facilities located in Baoding and Hengshui, Hebei Province, Haikou, Hainan Province and Tianjin.

The following table sets forth our production capacities for ingot and wafers, PV cells and PV modules at the end of each period indicated.

| As of December 31, | | |
|--------------------|------|------|
| 2010 | 2011 | 2012 |

| | (Megawatts) | | |
|------------------|-------------|-------|-------|
| Ingot and wafers | 1,000 | 1,700 | 2,450 |
| PV cells | 1,000 | 1,700 | 2,450 |
| PV modules | 1,000 | 1,700 | 2,450 |

Raw Materials

Raw materials required in our manufacturing process include polysilicon, polysilicon scraps crucibles, silicon carbides, cutting fluid, steel cutting wires, metallic pastes, laminate materials, tempered glass, aluminum frames, solder, batteries and other chemical agents and electronic components. We generally use vendors who have demonstrated quality control and reliability and maintain multiple supply sources for each of our key raw materials and other consumables so as to minimize any potential disruption of our operations from supply problems with any one vendor. We generally evaluate the quality and delivery performance of each vendor periodically and adjust quantity allocations accordingly. We maintain adequate supply of raw materials and other consumables based upon periodic estimates of our outstanding customer orders.

In 2010, 2011 and 2012, we purchased the substantial majority of our raw materials and other consumables (other than polysilicon) from approximately 10 to 15 overseas suppliers and the rest from Chinese suppliers. Where possible, we seek to procure raw materials and other consumables from suppliers with proven quality and cost advantages.

Polysilicon is the most important raw material used in our production process. Due to growing global demand for polysilicon, prices for polysilicon had increased substantially in the past few years until the fourth quarter in 2008. From the fourth quarter of 2008 to the second quarter of 2009, as the result of increased polysilicon manufacturing capacity and the decrease in the demand for polysilicon due to the global financial crisis in 2008 and 2009, the price of polysilicon decreased significantly. Although the polysilicon price rebounded between the third quarter of 2010 and first quarter of 2011 due to the recovery of demand for PV products in certain markets, the polysilicon price has decreased significantly starting from the second quarter of 2011 as the result of increased polysilicon manufacturing capacity for polysilicon and the pressure from the decreasing average selling price of PV modules. In 2012, the polysilicon prices continued to decline and reached a historical low of approximately US\$14 per kilogram in November 2012. Partly due to China's anti-dumping and anti-subsidy investigations against U.S., South Korean and European polysilicon manufactures, polysilicon prices rebounded slightly since December 2012 and remained below US\$20 per kilogram as of the date of this annual report. Our average purchase price of polysilicon per kilogram decreased by 53.1% in 2012 compared to 2011. However, any significant increase of the price for polysilicon in the future would materially and adversely affect our profitability and results of operations.

Historically, we had relied on spot market purchase to meet a significant portion of our polysilicon needs. In order to secure adequate and timely supply of polysilicon, we are actively seeking to further strengthen our relationships with our polysilicon suppliers and establish strategic relationships with them. We have entered into various purchase agreements and memorandums of understanding with local and foreign suppliers, including some of the world's major polysilicon suppliers. Supplies under these purchase agreements started in early 2009. However, we cannot assure you that we will be able to secure sufficient quantities of polysilicon to meet the requirements of our existing production capacity or support future expansion of our manufacturing capacity, if any.

[Table of Contents](#)

From 2006 to 2010, we entered into seven long-term supply contracts with Wacker Chemie AG, or Wacker, a German polysilicon supplier, for supplies of polysilicon from 2009 through 2013, from 2009 through 2017, from 2010 through 2018, from 2009 through 2011, from 2010 through 2017, from 2011 through 2013 and from 2011 through 2018, respectively. In addition, we entered into one long-term supply agreements in February 2008 with OCI Company Ltd., or OCI, formerly known as DC Chemical, for supplies of polysilicon for the period from 2009 through 2013. From 2009 to the date of this annual report, we entered into another two long-term supply contracts with OCI, for supplies of polysilicon from 2011 through 2015 and from 2012 through 2018, respectively. We also entered into a polysilicon supply contract with Daqo New Energy Corp., or Daqo, formerly known as Sailing, for supplies of polysilicon from the fourth quarter of 2008 through the end of 2010. In August, 2010, we entered into another polysilicon supply agreement with Daqo for supplies of polysilicon from 2011 through 2012. In March 2011, we entered into a long-term polysilicon supply agreement with Hemlock Semiconductor Pte. Ltd., or Hemlock, for supplies of polysilicon from 2013 through 2020. In November 2011, we entered into an amendment to this long-term supply agreement to purchase polysilicon starting from 2012 through 2020 instead of 2013 through 2020. Due to the fluctuating polysilicon prices, we successfully negotiated several times with those long-term suppliers in 2011 and 2012 to revise certain commercial terms such as total contract quantity, advance payment arrangement and unit prices.

Quality Control

We employ quality assurance procedures at key stages of our manufacturing process to identify and solve quality problems. Our quality assurance procedures start with raw material quality assurance, which includes annual evaluation of our major raw material suppliers and inspection of all raw materials upon their arrival at our factory. We also have quality control procedures in place at all key stages of our wafer, PV cell and PV module production processes. In addition, all of our wafers, PV cells and PV modules are tested before they are used in the next manufacturing step or sent to our warehouse for sale. If a problem is detected, a failure analysis is performed to determine the cause. To ensure the accuracy and effectiveness of our quality assurance procedures, we provide ongoing training to our production line employees. Our senior management team is actively involved in establishing quality assurance policies and managing quality assurance performance on a continuous basis.

We have received many types of international certifications for our products and quality assurance programs, which we believe demonstrates our technological capabilities and foster customer confidence. The following table sets forth the major certifications we have received and major test standards our products have met as of the date of this annual report:

[Table of Contents](#)

| Certification or Test Dates | Certification or Test Standard | Relevant Products |
|---|---|---|
| February 2004, and renewed in February 2010 | ISO 9001: 2000 (renewed as ISO 9001:2008) quality system certification, established by the International Organization for Standardization, an organization formed by delegates from member countries to establish international quality assurance standards for products and manufacturing processes. | The design and manufacturing of crystalline silicon solar modules, solar cells, multi-crystalline silicon wafers and multi-crystalline silicon ingots |
| April 2004, December 2010 and renewed in February 2012, September 2012 | UL certification, authorized by Underwriters Laboratories Inc., an independent, not-for-profit product-safety testing and certification organization in the United States; evaluated in accordance to USL (Standard for Safety, Flat-Plate Photovoltaic Modules and Panels, UL 1703) and CNL (Canadian Other Recognized Document, ULC/ORD-C1703-01, Flat-Plate Photovoltaic Modules and Panels). | Certain models of PV modules |
| August 2004, July 2005, January 2006, February 2007, May 2007, July 2007, June 2008, May 2009, November 2009, February 2010, August 2010, November 2010, March 2011, April 2011, June 2011, November 2011, December 2011, April 2012 and May 2012 | TÜV certification, conducted by TÜV Immissionsschutz und Energiesysteme GmbH, an independent approval agency in Germany, against the requirements of Safety Class II Test (Crystalline terrestrial Photovoltaic (PV) Modules — Design qualification and type approval, IEC61215:2005, Photovoltaic (PV) module safety qualification, IEC61730, factory inspection certification, IEC 61215:2005 and IEC 61730:2004, salt mist corrosion testing, IEC 61701:2011, and ammonia corrosion testing, IEC 62716) on PV modules. | Certain models of PV modules |
| January 2007 and renewed in February 2010 | ISO 14001: 2004 certification for environment management system. | The design and manufacturing of crystalline silicon solar modules, solar cells, multi-crystalline silicon wafers and multi-crystalline silicon ingots |
| July 2010 | “Golden Solar” certification by CGC, against the requirement of IEC61215:2005. | Certain models of our PV modules |
| March 2011 | “Golden Solar” certification by CGC, against the requirement of IEC61215:2005. | PANDA series modules |
| August 2011 and August 2012 | JET certification, conducted by Japan Electrical Safety & Environment Technology Laboratories, an independent approval agency in Japan, against the requirement of IEC61215 and IEC61730 | Certain models of PV modules |
| August 2011 | MCS certification authorized by United Kingdom Accreditation Service (UKAS), a non-profit independent certification company, against the requirement of MSC 010-1.5 and MSC 005-2.3. | Certain models of PV modules |
| September 2011 | KEMCO certification, conducted by Korea Energy Management Corporation in Korea, against the requirement of IEC61215 and IEC61730. | PANDA series modules |

Markets and Customers

Our products are sold in China’s domestic market and in various international markets, including Germany, the United States, Greece, Spain, Italy, France, India, Japan, the Netherlands, the United Kingdom, Israel, Korea and Belgium. The following table sets forth the revenues generated from our major markets as percentages of our net revenues for the periods indicated.

| | Year Ended December 31, | | |
|---------|-------------------------|-----------|-----------|
| | 2010 % | 2011 % | 2012 % |
| Germany | 56.6 | 44.9 | 41.8 |
| PRC | 6.0 | 22.2 | 23.3 |

| | | | |
|---------------|-----|------|------|
| United States | 9.7 | 14.6 | 14.1 |
|---------------|-----|------|------|

For a breakdown of our net revenue by geographic regions for 2010, 2011 and 2012, see Note 25 to our audited consolidated financial statements included elsewhere in this annual report. For the revenue contributions by our customers that individually accounted for greater than 10% of our net revenues for 2010, 2011 and 2012, see Note (2)(c) to our audited consolidated financial statements included elsewhere in this annual report.

[Table of Contents](#)

The products that we sell are primarily PV modules. These modules are sold primarily to installers, PV system integrators, property developers and other value-added resellers, who incorporate our PV modules into large on-grid integrated PV systems with batteries, inverters, mounting structures and wiring systems.

We sell our PV modules typically through supply contracts with a term of less than one year and are obligated to deliver PV modules according to pre-agreed prices and schedules.

Sales and Marketing

We currently sell our PV modules primarily to distributors, wholesalers, power plant developers and operators and PV system integrators. Our focus on specific types of customers depends largely on the demand in the specific markets. Distributors and wholesalers tend to be large volume purchasers. We also work with solar power plant developers and operators by supplying solar modules for select downstream projects. PV system integrators typically design and sell integrated systems that include our branded PV modules along with other system components. Some of the PV system integrators also resell our modules to other system integrators.

We employ a total of approximately 300 marketing and sales personnel at our headquarters in Baoding and also in Haikou, Tianjin, Hengshui, Lhasa, Lanzhou, Kunming, Nanning, Shenzhen, Beijing, Suzhou, Yantai and Yiwu. We believe the adoption of China's Renewable Energy Law and the PRC government's commitment to develop renewable energy sources will contribute to rapid growth of the PV market in China. We plan to leverage our existing relationships with end-users to increase our sales in China, especially our sales of PV systems. As part of our effort to expand overseas, we have built a sales team of 151 representatives located in Germany, Spain, Italy, Greece, France, Luxembourg, Switzerland, Singapore, Japan, Australia, Chile, Brazil, Mexico and the United States, and expect to further expand our overseas sales force.

In order to avoid brand confusion and build more direct relationships with our customers, we have actively promoted our brand name through participation in trade shows and exhibitions, advertisements on newspapers and trade magazines and various sponsorships. For example, to strengthen our leadership position in our existing markets and to establish our presence in emerging markets, we became an official sponsor of the 2014 FIFA World Cup Brazil™ in June 2011. Our sponsorship rights include ticketing and hospitality rights, perimeter-board advertising, as well as the right to use FIFA World Cup™ emblems and logo. We expect our sponsorship activities to increase business opportunities in Brazil and other regions in Latin America. We were also an official sponsor of the 2010 FIFA World Cup™ in South Africa. In August 2011, we became the first official renewable energy partner of U.S. Soccer. Through 2014, we will support U.S. Soccer's ongoing efforts to develop the game at all levels, as well as working with U.S. Soccer to provide solar energy for local athletic centers in disadvantaged communities across the U.S. On January 22, 2011, we became an Official Premium Partner of FC Bayern München, or FCB, one of the most successful and popular football clubs in the world. Our sponsorship as an Official Premium Partner in the renewable energy business sector commences the second leg of season 2010/2011 and continues until the end of season 2013/2014. Under this sponsorship, we have a series of marketing rights, including ticketing and hospitality, advertising and media/public relations as well as the right to market and sell our solar products in the official FCB fan shops. In 2012, we hosted the first "Yingli Cup" in Beijing, China, which was a match between FC Bayern München, one of the most successful football clubs in the world, and Beijing Guoan, one of the most popular football clubs in China. "Yingli Cup" was appointed as part of the official activities for the Fortieth Anniversary of Sino-German Diplomatic Relations.

Customer Support and Services

We provide customer support and service in China through dedicated teams of technical service personnel located in Baoding, Haikou, Tianjin, Hengshui, Lhasa, Lanzhou, Kunming, Nanning, Shenzhen, Beijing, Suzhou, Yantai and Yiwu. Our customer support and service teams coordinate their activities with the marketing, technology, quality and manufacturing departments.

We provide customer support and service to overseas customers through our overseas subsidiaries and regional headquarters located in our major markets, such as Germany, Spain, Italy, Greece, France, Singapore, Japan, Brazil, Chile and the United States. Before September 30, 2011, our PV modules are typically sold with a two- or five-year limited warranty for defects in materials and workmanship, and a 10-year and 25-year warranty against declines of more than 10% and 20% of initial power generation capacity, respectively. From October 1, 2011, we implemented a new and improved warranty term that guarantees 91.2% of nameplate power for 10 years, and 80.7% of nameplate power for a period of 25 years for multicrystalline PV modules and 98.0% of nameplate power for the first year, 92.0% of nameplate power for 10 years, and 82.0% of nameplate power for a period of 25 years for monocrystalline Panda PV modules. In addition, based on customers' specific requirements, we also provide our multicrystalline PV modules with linear-based warranty which guarantees each year's power output during the twenty-five-year warranty period. In 2012, we entered into a module performance warranty insurance agreement with Munich Re's specialty primary insurers. According to the agreement, both of us will provide additional economic security for large-scale commercial and utility project developers, investors and debt providers during the period from October 1, 2012 to September 30, 2013 in connection with our multicrystalline PV modules. Nevertheless, we bear the risk of warranty claims long after we have sold our products and recognized revenues. In connection with our PV system sales in the PRC, we provide a one- to five- year warranty against defects in our modules, storage batteries, controllers and inverters. Because our products have only been in use for a relatively short period of time, our assumptions regarding the durability and reliability of our products may not be accurate, and because our products have relatively long warranty periods, we cannot assure you that the amount of accrued warranty provided by us for our products will be adequate in light of the actual performance of our products. See "Item 3.D. Risk Factors — Risks Related to Us and the PV Industry —

Unsatisfactory performance of or defects in our products may cause us to incur additional warranty expenses, damage our reputation and cause our sales to decline.”

[Table of Contents](#)

Intellectual Property

We have registered our trademarks “Yingli” and “Yingli Solar” in China. We have full rights to use “Yingli Solar” in a number of foreign jurisdictions where we sell or plan to sell our products, including all members of the European Union, the United States and Canada. As of the date of this annual report, we had a total of 420 issued patents in China and had made 390 patent applications. We rely on a combination of patent, trademark, anti-unfair competition and trade secret laws, as well as nondisclosure agreements and other methods to protect our intellectual property rights. Other than the know-how available in the public domain, we have developed in-house unpatented technical know-how that we use to manufacture our products. Many elements of our manufacturing processes involve proprietary know-how, technology or data, either developed by us in-house or transferred to us by our equipment suppliers, which are not covered by patents or patent applications, including manufacturing technologies and processes and production line and equipment designs. We have taken security measures to protect these elements. Substantially all of our research and development personnel are parties to confidentiality, non-competition and proprietary information agreements with us. These agreements address intellectual property protection issues and require our employees to assign to us all of the inventions, designs and technologies that they develop during their terms of employment with us. We also take other precautions, such as internal document and network assurance and using a separate dedicated server for technical data. We have not had any material intellectual property claims since our inception. See “Item 3.D. Risk Factor — Risks Related to Us and the PV Industry — Our limited intellectual property protection inside and outside of China may undermine our competitive position and subject us to intellectual property disputes with third parties, both of which may have a material adverse effect on our business, results of operations and financial condition.”

Competition

The PV market is intensely competitive and rapidly evolving. The supply of PV products had rapidly increased due to the growth of actual and forecasted demand for PV products and the relatively low barriers to entry. The weakened demand for PV modules due to weakened macroeconomic conditions and tightened credit for PV project financing, combined with the increased supply of PV modules in recent years, has caused the price of PV modules to decline beginning in the fourth quarter of 2008. Since the first quarter of 2012, the price of PV modules has remained at a relatively stable level primarily due to the shake-out of certain uncompetitive production capacity and increased demand worldwide. We expect that the prices of PV products, including PV modules, may continue to decline over time due to reduced manufacturing costs from economies of scale, advancement of manufacturing technologies and cyclical downturns in the price of raw material. If we fail to attract and retain customers in our target markets for our current and future core products, namely PV modules and PV systems, we will be unable to increase our revenues and market share.

In 2010, 2011 and 2012, a significant portion of our revenues have been derived from overseas markets, including Germany, the United States, Greece, Spain, Italy, France, India, Japan, the Netherlands, the United Kingdom, Israel, Korea and Belgium. In these markets, we compete with both local and international producers of solar products, including the solar energy divisions of large conglomerates such as Sharp Corporation, PV module manufacturers such as SunPower Corporation, thin film solar module manufacturers such as First Solar, Inc., and integrated PV product manufacturers such as SolarWorld AG, Renewable Energy Corporation and Trina Solar Limited. In 2012, sales to China accounted for approximately 23.3% of our total revenues, compared to approximately 22.2% in 2011. We expect more competition from China local PV module manufactures as we continue our expansion in China market.

We may also face competition from new entrants to the PV market, including those that offer more advanced technological solutions or that have greater financial resources, such as semiconductor manufacturers, several of which have announced their intention to start production of PV cells and PV modules. A significant number of our competitors are developing or currently producing products based on PV technologies which may be believed to be more advanced, including amorphous silicon, string ribbon and nano technologies, which eventually offer cost advantages over the crystalline polysilicon technologies currently used by us. A widespread adoption of any of these technologies could result in a rapid decline in demand for our products and a resulting decrease in our revenues if we fail to adopt such technologies. In addition, like us, some of our competitors have become, or are becoming, vertically integrated in the PV industry value chain, from silicon ingot manufacturing to PV system sales and installation. This could further erode our competitive advantage as a vertically integrated PV product manufacturer. In addition, our competitors may also enter into the polysilicon manufacturing business, which may provide them with cost advantages. Furthermore, the entire PV industry also faces competition from conventional energy and non-solar renewable energy providers.

With respect to PV modules, we compete primarily in terms of price, reliability of delivery, consistency in the average wattage of our PV modules, durability, appearance and the quality of after-sale services. We believe our highly bankable and cost-effective products, strong brand name, well-established reputation and integrated service model make our PV modules competitive. We sell small commercial, personal and home-use PV systems primarily in China where we have competitive advantages over our overseas competitors because of our closer proximity to customers in China and better understanding of their needs. We also have domestic competitors in China. With respect to large integrated PV system projects, we compete primarily in terms of price, design and construction experience, aesthetics and conversion efficiency. See “Item 3.D. Risk Factors — Risks Related to Us and the PV Industry — We face intense competition in the PV modules and PV system markets and our PV products compete with different solar energy systems as well as other renewable energy sources in the alternative energy market. If we fail to adapt to changing market conditions and to compete successfully with existing or new competitors, our business prospects and results of operations would be materially and adversely affected.”

Environmental Matters

Our manufacturing processes generate noise, waste water, gaseous waste and other industrial waste. We have installed various types of anti-pollution equipment in our facilities to reduce, treat, and where feasible, recycle the wastes generated in our manufacturing process. The most significant environmental contaminant we generate is waste water. We have built special facilities to filter and treat waste water generated in our production process and recycle the water back into our production process. The other major environmental contaminant we generate is gaseous waste. We treat such gas in our special facilities to reduce the contaminant level to below the applicable environmental protection standard before discharging the gas into the atmosphere. Our operations are subject to regulation and periodic monitoring by local environmental protection authorities. The Chinese national and local environmental laws and regulations impose fees for the discharge of waste substances above prescribed levels, require the payment of fines for serious violations and provide that the Chinese national and local governments may at their own discretion close or suspend the operation of any facility that fails to comply with orders requiring it to cease or remedy operations causing environmental damage.

No such penalties have been imposed on us or our subsidiaries, and we believe we are currently in compliance with present environmental protection requirements in all material respects, and have obtained all necessary environmental permits for all of our production expansion projects. We are not aware of any other pending or threatened environmental investigation proceeding or action by any governmental agency or third party.

Insurance

We maintain an insurance policy covering losses due to fire, earthquake, flood and a wide range of other natural disasters. Insurance coverage for our inventory, fixed assets and on-going projects amounted to approximately RMB 19,572.2 million as of the date of this annual report. We also maintain insurance policies in respect of marine, air and inland transit risks of our products. In addition, we have obtained product liability insurance coverage. The insurance policy covers bodily injuries and property damages caused by the products we sold, supplied or distributed up to specified limits. We do not maintain any insurance coverage for business interruption or key-man life insurance on our executive officers. We consider our insurance coverage to be adequate. However, significant damage to any of our manufacturing facilities and buildings, whether as a result of fire or other causes, could have a material adverse effect on our results of operations. See “Item 3.D. Risk Factors — Risks Related to Us and the PV Industry — We have limited insurance coverage and may incur uncovered losses resulting from business interruption or natural disasters.”

PRC Governmental Regulations

This section sets forth a summary of the most significant regulations or requirements that affect our business activities in China. Certain of these regulations and requirements, such as those relating to tax, equity joint ventures, foreign currency exchange, dividend distribution, regulation of foreign exchange in certain onshore and offshore transactions, and regulations of overseas listings, may affect our shareholders’ right to receive dividends and other distributions from us.

Renewable Energy Law and Other Government Directives

In February 2005, China enacted its Renewable Energy Law, which became effective on January 1, 2006, or the 2006 Renewable Energy Law. The 2006 Renewable Energy Law sets forth the national policy to encourage and support the use of solar and other renewable energy and the use of on-grid generation. On December 26, 2009, the Standing Committee of the National People’s Congress adopted an amendment to the 2006 Renewable Energy Law, or the Amended Renewable Energy Law, which became effective on April 1, 2010. While the 2006 Renewable Energy Law has laid the legal foundation for developing renewable energy in China, the Amended Renewable Energy Law has introduced practical implementing measures to enhance such development.

The Amended Renewable Energy Law details the principles, main content and key issues of the renewable energy development and utilization plans, further elaborates the requirements for grid companies to purchase the full amount of electricity generated from renewable energy by setting out the responsibilities and obligations of the government, the power companies and the grid companies, respectively, and also clarifies that the state will set up a special fund, referred to as the renewable energy development fund, to compensate the difference between the tariff for electricity generated from renewable energy and that generated from conventional energy sources. The proceeds of the renewable energy development fund may also be used to support renewable energy scientific research, finance rural clean energy projects, build independent power systems in remote areas and islands, and build information networks to exploit renewable energy. It is anticipated that China will publish more detailed implementing rules for the Amended Renewable Energy Law and make corresponding changes to those existing implementing rules relating to renewable energy.

China’s Ministry of Construction issued a directive in June of 2005, which seeks to expand the use of solar energy in residential and commercial buildings and encourages the increased application of solar energy in townships. In addition, China’s State Council promulgated a directive in June of 2005, which sets forth specific measures to conserve energy resources and encourage exploration, development and use of solar energy in China’s western areas, which are not fully connected to electricity transmission grids, and other rural areas.

[Table of Contents](#)

On April 28, 2007, China’s National Development and Reform Commission issued a Circular on the Eleventh Five-year Plan for the Development of High-Technology Industry, pursuant to which China encourages the production of energy materials, including the high-quality silicon materials for solar cell, in order to establish the independent research and production system of new energy materials.

In July 2007, the PRC State Electricity Regulatory Commission issued the Supervision Regulations on the Purchase of All Renewable Energy by Power Grid Enterprises which became effective on September 1, 2007. To promote the use of renewable energy for power generation, the regulations require that electricity grid enterprises must in a timely manner set up connections between the grids and renewable power generation systems and purchase all the electricity generated by renewable power generation systems. The regulations also provide that power dispatch institutions shall give priority to renewable

power generation companies in respect of power dispatch services provision.

On August 31, 2007, the National Development and Reform Commission, or NDRC, implemented the National Medium- and Long-Term Programs for Renewable Energy, or MLPRE, aiming to raise consumption of renewable energy to 10% and 15% of total energy consumption by 2010 and 2020, up from 7.5% in 2005, which highlights the government's long-term commitment to the development of renewable energy.

On October 28, 2007, the Standing Committee of the National People's Congress adopted amendments to the PRC Energy-saving Law, which sets forth policies to encourage the conservation of energy in manufacturing, civic buildings, transportation, government agents and utilities sectors. The amendments also seek to expand the use of the solar energy in construction areas.

On March 23, 2009, the Ministry of Finance issued the Provisional Measures for Administration of Government Subsidy Funds for Application of Solar Photovoltaic Technology in Building Construction, which outline a subsidy program dedicated to rooftop PV systems with a minimum capacity of 50 kilowatt-peak.

In July 2009, the PRC government announced a new program of incentives for the development of 500 megawatts of large-scale PV projects throughout the country over two to three years. Under this program, on-grid PV projects of at least 300 kilowatts will be eligible for subsidies of 50%. Projects in remote areas with no access to the electricity grid will be eligible for subsidies of 70%.

In July 2010, the Ministry of Housing and Urban-Rural Development issued the "City Illumination Administration Provisions" or the Illumination Provision. The Illumination Provisions encourage the installation and use of renewable energy system such as PV systems in the process of construction and re-construction of city illumination projects.

On October 10, 2010, the State Council of China promulgated a decision to accelerate the development of seven strategic new industries. Pursuant to this decision, the PRC government will promote the popularization and application of solar thermal technologies by increasing tax and financial policy support, encouraging investment and providing other forms of beneficial support.

In March 2011, the National People's Congress approved the Outline of the Twelfth Five-Year Plan for National Economic and Social Development of the PRC, which includes a national commitment to promote the development of renewable energy and to enhance the competitiveness of the renewable energy industry.

On March 8, 2011, the Ministry of Finance and the Ministry of Housing and Urban-Rural Development jointly promulgated the Notice on Further Application of Renewable Energy in Building Construction, which aims to raise the percentage of renewable energy used in buildings.

On July 24, 2011, the NDRC issued the Notice on Improving the On-grid Tariff Policy for Photovoltaic Generation. Under this Notice, it is required that a uniform national benchmark on-grid tariff for solar energy photovoltaic generation be formulated. Furthermore, for PV projects that had been approved before July 1, 2011 and would be completed by December 31, 2011, the feed-in tariff would be RMB1.15/kWh, including value-added tax, or VAT. Except for PV projects that are constructed in Tibet, for PV projects that are approved after July 1, 2011 and PV projects that had been approved before July 1, 2011 but would not be completed by December 31, 2011, the feed-in tariff including VAT would be RMB1/kWh.

On March 14, 2012, the Ministry of Finance, the NDRC and the National Energy Bureau jointly issued interim measures for the management of additional subsidies for renewable-energy power prices, according to which relevant renewable-energy power generation enterprises are entitled to apply for subsidies for their renewable power generation projects that satisfy relevant requirements set forth in the measures.

On July 6, 2012, the NDRC issued the Twelfth Five-Year Plan for the Development of Renewable Energy, pursuant to which the National Energy Administration promulgated the Twelfth Five-Year Plan for Solar Power Generation. These plans provide, among other things, China targets to increase the installed capacity of solar power to 21 million kilowatt and lift the annual power generation to 25 billion kilowatt-hours, and complete the industry system consisting of the raw material manufacturing, equipment production, system integration, and ancillary service by the end of 2015.

On September 14, 2012, the National Energy Bureau issued the Notice on Applying for the Large Scale Application Representative Area of the Distributed Photovoltaic Power Generation. According to this notice, each province, municipality and autonomous region in China should apply for no more than 3 representative areas with a limited total capacity of 500 megawatts.

[Table of Contents](#)

On January 1, 2013, the State Council adopted a Circular on the Twelfth Five-Year Plan for the Energy Development, which sets out key development objectives for the industry during the 12th Five-Year Plan. In accordance with this plan, to optimize the structure of energy consumption, the proportion of non-fossil energy consumption shall be increased to 11.4 percent of total energy consumption by 2015.

On February 27, 2013, the State Grid Corporation of China announced the detailed process and execution procedures for the grid connection of distributed power generation projects. Since March 1, 2013, the State Grid will provide free grid connection services for distributed power generation projects that are smaller than 6 megawatts.

In March 2013, NDRC issued the Notice on Improving the Pricing Scheme for Photovoltaic Power Generation. According to this notice, the NDRC proposed to reduce the feed-in tariff for utility scale PV projects from RMB 1/kWh to RMB 0.75/kWh, RMB 0.85/kWh and RMB 0.95/kWh, depending on the project's location of construction. The feed-in tariff for PV projects constructed in specific regions would remain at RMB 1/kWh. In addition, the NDRC proposed a subsidy of RMB 0.35/kWh for distributed PV generation projects and the purchase price of electricity generated to be in line with the coal-

electricity tariffs.

Environmental Regulations

Our manufacturing processes generate noise, waste water, gaseous waste and other industrial waste. We are subject to a variety of governmental regulations related to the storage, use and disposal of hazardous materials. The major environmental regulations applicable to us include the Environmental Protection Law of the PRC, the Law of the PRC on the Prevention and Control of Water Pollution and its implementation rules, the Law of the PRC on the Prevention and Control of Air Pollution and its implementation rules, the Law of PRC on the Prevention and Control of Solid Waste Pollution and the Law of the PRC on the Prevention and Control of Noise Pollution.

In addition, under the Environmental Protection Law of the PRC, the Ministry of Environmental Protection sets national pollutant emission standards. However, provincial governments may set stricter local standards, which are required to be registered at the State Administration for Environmental Protection. Enterprises are required to comply with the stricter of the two standards.

The relevant laws and regulations generally impose discharge fees based on the level of emission of pollutants. These laws and regulations also impose fines for violations of laws, regulations or decrees and provide for possible closure by the central or local government of any enterprise which fails to comply with orders requiring it to rectify the activities causing environmental damage.

Equity Joint Ventures

Tianwei Yingli, as a Sino-foreign equity joint venture enterprise, is an equity joint venture subject to certain PRC laws and regulations. Equity joint ventures, as a form of foreign investment permitted in China, are primarily governed by the following laws and regulations:

- the Company Law (1993), as amended;
- the Law on Sino-Foreign Equity Joint Venture Enterprises (1979), as amended; and
- Rules on Implementation of the Law on Sino-Foreign Equity Joint Venture Enterprises (1983), as amended.

An equity joint venture is a limited liability company under PRC law and its establishment is subject to the approval of MOFCOM or its authorized local counterpart where such equity joint venture is located. The board of directors is the highest authority of an equity joint venture and has the power to decide all matters important to the equity joint venture. Each director is appointed for a term of no more than four years and may serve consecutive terms if appointed by the party by which he or she was originally appointed. Each director may be removed by its appointing party, at any time, with or without cause and may be replaced by a nominee appointed by such party before the expiration of such director's term of office.

Resolutions of the board of directors of an equity joint venture involving any matters may be adopted by the affirmative vote of a simple majority of all directors present in person or by proxy at a meeting of the board, except that resolutions involving the following matters require a unanimous approval of all directors present in person or by proxy at the meeting of the board:

- amendment to the articles of association of the equity joint venture;
- merger of the equity joint venture with another entity;
- division of the equity joint venture;
- suspension or dissolution of the equity joint venture; and
- increase or reduction of the registered capital of the equity joint venture.

[Table of Contents](#)

Tax

Enterprise Income Tax

PRC enterprise income tax is calculated based on taxable income determined under PRC GAAP and PRC tax laws and regulations.

On March 16, 2007, the National People's Congress passed the Enterprise Income Tax Law, or the EIT Law, and adopts a uniform income tax rate of 25% for most domestic enterprises and foreign investment enterprises. The EIT Law became effective on January 1, 2008. The EIT Law provides a five-year transition period from its effective date for enterprises established before the promulgation date of the EIT Law and which were entitled to preferential tax rates and treatments under the then effective tax laws or regulations. On December 26, 2007, the PRC government issued detailed implementation rules regarding the transitional preferential policies. Furthermore, under the EIT Law, entities that qualify as "high and new technology enterprises strongly supported by the state" are entitled to the preferential enterprise income tax rate of 15%. The Ministry of Science and Technology, the Ministry of Finance and the State Administration of Taxation jointly issued the Administrative Regulations on the Recognition of High and New Technology Enterprises on April 14, 2008 and the Guidelines for Recognition of High and New Technology Enterprises on July 8, 2008.

Under the effective tax laws and regulations, Tianwei Yingli, as a foreign invested enterprise primarily engaged in manufacturing and in operation for more than ten years, was entitled to a two-year exemption from the enterprise income tax from its first profit-making year following its conversion into a Sino-foreign equity joint venture company, specifically 2007 and 2008, and a 50% reduction in the subsequent three years, from 2009 to 2011. Accordingly, Tianwei Yingli was subject to enterprise income tax at 12.5% from 2009 to 2011. In August 2011, Tianwei Yingli renewed the certificate for “High and New Technology Enterprise” and extended the preferential income tax period for another 3 years starting from 2011. As a result, Tianwei Yingli is entitled to a preferential EIT rate of 15% for 2012 and 2013. Yingli China was established in October 2007 and was recognized by the Chinese government as a “High and New Technology Enterprise” under the new EIT law in December 2008. In August 2011, Yingli China renewed the certificate for “High and New Technology Enterprise” and extended the preferential income tax period for another 3 years starting from 2011. As a result, Yingli China is entitled to the preferential EIT rate of 15% from 2011 to 2013. Fine Silicon, which was acquired by us on January 7, 2009, was recognized by the Chinese government as a “High and New Technology Enterprise” under the new EIT law in November 2009. As a result, Fine Silicon is entitled to the preferential EIT rate of 15% from 2009 to 2011. Yingli Hainan, located in Hainan special economic zone, was established in September 2009 and recognized by the Chinese government as a “High and New Technology Enterprise” under new EIT law in September 2011. Therefore, Yingli Hainan was entitled to the tax exemption for the first two years and half EIT rate for the subsequent three years upon generating any operational revenues. Yingli Hainan elected to defer the commencement of the abovementioned tax holidays until January 1, 2011. Therefore, Yingli Hainan is entitled to EIT exemption from 2011 to 2012 and a preferential EIT rate of 12.5% from 2013 to 2015.

Furthermore, continued qualification as a “high and new technology enterprise” is subject to a review every three years by the relevant government authorities in China, and in practice certain local tax authorities also require annual evaluation of the qualification. If renewed after our reapplication and relevant government authorities’ review and annual evaluation, a “High and New Technology Enterprise” status will enable Tianwei Yingli, Yingli China and Yingli Hainan to continue to enjoy the preferential income tax rate of 15% for another three years. These entities have passed all previous review and evaluation by relevant PRC government authorities for this qualification, and we expect them to continue to pass such review and evaluation in the future.

Moreover, the EIT Law and its implementation rules impose a 10% withholding tax, unless reduced by a tax treaty or agreement, for distributions of dividends in respect of earnings accumulated beginning on January 1, 2008 by a foreign investment enterprise to its immediate overseas holding company, insofar as the latter is treated as a non-resident enterprise. See “Item 3.D. Risk Factors — Risks Related to Doing Business in China — Dividends we may receive from our operating subsidiaries located in the PRC may be subject to PRC withholding tax.”

The EIT Law also provides that enterprises established outside of China whose “de facto management bodies” are located in China are considered “resident enterprises” and are generally subject to the uniform 25% enterprise income tax rate on their worldwide income. Under the implementation rules for the EIT Law issued by the State Council, a “de facto management body” is defined as a body that has substantial and overall management and control over the manufacturing and business operations, personnel, accounting, properties and other factors of an enterprise. On April 22, 2009, the State Administration of Taxation promulgated the Notice Regarding Determination of Chinese-Controlled Overseas Incorporated Enterprises as PRC Tax Resident Enterprises on the Basis of De Facto Management Bodies, or SAT Circular 82, which sets out criteria for determining whether “de facto management bodies” are located in China for overseas incorporated, domestically controlled enterprises. However, as this circular only applies to enterprises incorporated under laws of foreign countries or regions that are controlled by PRC enterprises or groups of PRC enterprises, it remains unclear how the tax authorities will determine the location of “de facto management bodies” for overseas incorporated enterprises that are controlled by individual PRC residents like us and some of our subsidiaries. Therefore, although substantially all of our management is currently located in the PRC, it remains unclear whether the PRC tax authorities would require or permit our overseas registered entities to be treated as PRC resident enterprises. If the PRC tax authorities determine that Yingli Green Energy and some of our subsidiaries, such as Yingli International, Yingli Capital, Yingli Hong Kong, Cyber Power and Cyber Lighting, are PRC resident enterprises, we and such subsidiaries may be subject to the enterprise income tax at the rate of 25% as to our global income. See “Item 3.D. Risk Factors — Risks Related to Doing Business in China — We and some of our subsidiaries may be deemed PRC resident enterprises under the EIT Law and be subject to PRC taxation as to our worldwide income.”

[Table of Contents](#)

Pursuant to Circular 698, issued by the State Administration of Taxation on December 10, 2009, if a non-resident enterprise transfers the equity interests of a PRC resident enterprise indirectly via disposing of the equity interests of an overseas holding company, or Indirect Transfer, and such overseas holding company is located in a tax jurisdiction that: (i) has an effective tax rate less than 12.5% or (ii) does not tax foreign income of its residents, the foreign investor shall report to the competent tax authority of such Indirect Transfer. Using a “substance over form” principle, the PRC tax authority may disregard the existence of the overseas holding company if it lacks a reasonable commercial purpose and was established for the purpose of evading PRC tax. As a result, gains derived from such Indirect Transfer may be subject to PRC withholding tax at a rate of up to 10%. Circular 698 also provides that, where a non-PRC resident enterprise transfers its equity interests in a PRC resident enterprise to its related parties at a price lower than the fair market value, the relevant tax authority has the power to adjust the taxable income of the transaction.

Value Added Tax

Pursuant to the Provisional Regulation of the PRC on Value Added Tax and its implementation rules, all entities and individuals that are engaged in the sale of goods, the provision of repairs and replacement services and the importation of goods in China are generally required to pay Value Added Tax at a rate of 17.0% of the gross sales proceeds received, less any creditable Value Added Tax already paid or borne by the taxpayer. In addition, when exporting goods, the exporter is entitled to a portion of or all the refund of value added tax that it has already paid or borne. Imported raw materials that are used by our operating subsidiaries for manufacturing export products and are deposited in bonded warehouses are exempt from import Value Added Tax.

Foreign Currency Exchange

Foreign currency exchange in China is primarily governed by the following rules:

- Foreign Currency Administration Rules (1996), as amended; and
- Administration Rules of the Settlement, Sale and Payment of Foreign Exchange (1996).

Under the Foreign Currency Administration Rules, the foreign exchange incomes of domestic entities and individuals can be remitted into China or deposited abroad, subject to the conditions and time limits to be issued by the PRC State Administration of Foreign Exchange, or SAFE. According to the Foreign Currency Administration Rules, the Renminbi is convertible for current account items, including the distribution of dividends, interest payments, trade and service-related foreign exchange transactions. Conversion of Renminbi for capital account items, such as direct investment, loan, securities investment, derivative transactions and repatriation of investment, however, is still subject to the approval of, and/or the registration with, SAFE or its local branches.

Under the Administration Rules of the Settlement, Sale and Payment of Foreign Exchange, foreign-invested enterprises may only buy, sell and/or remit foreign currencies at those banks authorized to conduct foreign exchange business after providing valid commercial documents and, in the case of capital account item transactions, obtaining approval from SAFE or its local branches. Capital investments by foreign-invested enterprises outside of China are also subject to limitations, which include approvals by the Ministry of Commerce, SAFE and the National Reform and Development Commission or their local counterparts. Currently, the PRC laws and regulations do not provide clear criteria as to how to obtain SAFE approval. SAFE and its local branches have broad discretion as to whether to issue SAFE approval.

Dividend Distribution

The principal regulations governing distribution of dividends paid by foreign invested enterprises include:

- the Company Law (1993), as amended;
- the Law on Sino-Foreign Equity Joint Venture Enterprises (1979), as amended;
- the Rules on Implementation of the Law on Sino-Foreign Equity Joint Venture Enterprises (1983), as amended;
- the Enterprise Income Tax Law (2007);
- the Rules of Implementation of the Enterprise Income Tax Law (2007);
- the Wholly Foreign Owned Enterprise Law (1986), as amended; and
- the Administrative Rules under the Wholly Foreign Owned Enterprise Law (1990), as amended.

[Table of Contents](#)

Under these regulations, Sino-foreign equity joint venture enterprises and wholly foreign owned enterprises in China may pay dividends only out of their retained earnings, if any, determined in accordance with PRC GAAP. The board of directors of a Sino-foreign equity joint venture enterprise has the discretion to allocate a portion of its after-tax profits to reserve funds, employee bonus and welfare funds and enterprise development funds, which may not be distributed to equity owners as dividends. Wholly foreign owned enterprises in China are required to allocate at least 10% of their after-tax profits each year, if any, to their reserve funds until the cumulative amounts in such reserve funds have reached 50% of the registered capital of such enterprises, and to set aside a certain amount of its after-tax profits each year, if any, to its employee bonus and welfare fund. These reserves may not be distributed as cash dividends.

The EIT Law and its implementation rules provide that enterprises established outside of China whose “de facto management bodies” are located in China are considered “resident enterprises” and are generally subject to the uniform 25% enterprise income tax rate as to their worldwide income. Under the implementation rules for the EIT Law issued by the State Council, a “de facto management body” is defined as a body that has substantial and overall management and control over the manufacturing and business operations, personnel, accounting, properties and other factors of an enterprise. On April 22, 2009, the State Administration of Taxation promulgated SAT Circular 82 which sets out criteria for determining whether “de facto management bodies” are located in China for overseas incorporated, domestically controlled enterprises. However, as this circular only applies to enterprises incorporated under laws of foreign countries or regions that are controlled by PRC enterprises or groups of PRC enterprises, it remains unclear how the tax authorities will determine the location of “de facto management bodies” for overseas incorporated enterprises that are controlled by individual PRC residents like us and some of our subsidiaries.

Furthermore, the State Administration of Taxation promulgated the Notice on How to Understand and Determine the Beneficial Owners in Tax Agreement in October 2009, or Circular 601, which provides guidance for determining whether a resident of a contracting state is the “beneficial owner” of an item of income under China’s tax treaties and tax arrangements. According to Circular 601, a beneficial owner generally must be engaged in substantive business activities. An agent or conduit company will not be regarded as a beneficial owner and, therefore, will not qualify for treaty benefits. The conduit company normally refers to a company that is set up for the purpose of avoiding or reducing taxes or transferring or accumulating profits. It remains unclear whether any dividends to be distributed by us to our non-PRC shareholders and ADS holders whose jurisdiction of incorporation has a tax treaty with China providing for a different withholding arrangement will be entitled to the benefits under the relevant withholding arrangement.

Regulation of Foreign Exchange in Certain Onshore and Offshore Transactions

In October 2005, SAFE issued the Notice on Issues Relating to the Administration of Foreign Exchange in Fund-raising and Return Investment Activities of Domestic Residents Conducted via Offshore Special Purpose Companies, or SAFE Notice 75, which became effective as of November 1, 2005. SAFE Notice 75 suspends the implementation of two prior regulations promulgated in January and April of 2005 by SAFE. SAFE Notice 75 states that Chinese residents, whether natural or legal persons, must register with the relevant local SAFE branch prior to establishing or taking control of an offshore entity established for the purpose of overseas equity financing involving onshore assets or equity interests held by them. The term “Chinese legal person residents” as used in SAFE Notice 75 refers to those entities with legal person status or other economic organizations established within the territory of China. The term “Chinese natural person residents” as used in SAFE Notice 75 includes all Chinese citizens and all other natural persons, including foreigners, who habitually reside in China for economic benefit.

Chinese residents are required to complete amended registrations with the local SAFE branch upon (i) injection of equity interests or assets of an onshore enterprise to the offshore entity, or (ii) subsequent overseas equity financing by such offshore entity. Chinese residents are also required to complete amended registrations or filing with the local SAFE branch within 30 days of any material change in the shareholding or capital of the offshore entity, such as changes in share capital, share transfers and long-term equity or debt investments, and providing security. Chinese residents who have already incorporated or gained control of offshore entities that have made onshore investment in China before SAFE Notice 75 was promulgated must register their shareholding in the offshore entities with the local SAFE branch on or before March 31, 2006.

Under SAFE Notice 75, Chinese residents are further required to repatriate back into China all of their dividends, profits or capital gains obtained from their shareholdings in the offshore entity within 180 days of their receipt of such dividends, profits or capital gains. However, under the amended Foreign Currency Administration Rules, the foreign exchange incomes of domestic entities and individuals can be remitted into China or deposited abroad, subject to the conditions and time limits to be issued by SAFE. The registration and filing procedures under SAFE Notice 75 are prerequisites for other approval and registration procedures necessary for capital inflow from the offshore entity, such as inbound investments or shareholders loans, or capital outflow to the offshore entity, such as the payment of profits or dividends, liquidating distributions, equity sale proceeds, or the return of funds upon a capital reduction.

To further clarify the implementation of SAFE Notice 75, SAFE issued Circular 19, according to which the PRC subsidiaries of the offshore special purpose company are required to coordinate with and supervise the beneficial owners of the offshore entity who are PRC citizens or residents to complete the SAFE registration process. If the shareholders or beneficial owners fail to comply, the PRC subsidiaries are required to report the noncompliance to the local branches of SAFE. Under the relevant rules, failure to comply with the registration procedures set forth in SAFE Notice 75 and Circular 19 may result in restrictions being imposed on the foreign exchange activities of the relevant onshore company, including the increase of its registered capital, the payment of dividends and other distributions to its offshore parent or affiliate and the capital inflow from the offshore entity, and may also subject relevant Chinese residents to penalties under PRC foreign exchange administration regulations and result in potential liability for our PRC Subsidiaries, and in some instances, for their legal representatives and other liable individuals.

[Table of Contents](#)

On August 29, 2008, SAFE promulgated Circular 142, or SAFE Notice 142, a notice regulating the conversion by a foreign invested company of foreign currency into Renminbi by restricting how the converted Renminbi may be used. The notice requires that the registered capital of a foreign-invested company settled in Renminbi converted from foreign currencies may only be used for purposes within the business scope approved by the applicable governmental authority and may not be used for equity investments within the PRC. In addition, SAFE strengthened its oversight of the flow and use of the registered capital of a foreign-invested company settled in Renminbi converted from foreign currencies. The use of such Renminbi capital may not be changed without SAFE’s approval, and may not in any case be used to repay Renminbi loans if the proceeds of such loans have not been used. Violations of SAFE Notice 142 will result in severe penalties, such as heavy fines. As a result, SAFE Notice 142 may significantly limit our ability to transfer the net proceeds from our financings to our PRC subsidiaries, which may adversely affect the business expansions of our PRC subsidiaries, and we may not be able to convert the net proceeds from our financings into Renminbi to invest in or acquire any other PRC companies.

On November 19, 2012, SAFE promulgated the Circular on Further Improving and Adjusting the Policies on Administration of Foreign Exchange under Direct Investment, or Circular 59, which came into force on December 17, 2012. Circular 59 further relaxes the foreign exchange controls over inbound and outbound investments by PRC companies and simplifies the current administrative system, especially in foreign currency capital settlement and foreign exchange registration procedures of foreign invested enterprises

Regulations of Employee Share Options

In December 2006, the People’s Bank of China promulgated the Administrative Measures on Individual Person Foreign Exchange, or the PBOC Regulation, setting forth the respective requirements for foreign exchange transactions by individuals (both PRC or non-PRC citizens) under the current account and the capital account. In January 2007, SAFE issued the implementation rules for the PBOC Regulation which, among others, specified the approval requirement for certain capital account transactions such as a PRC citizen’s participation in the employee stock ownership plan or stock options plan of an overseas listed company. Consequently, in February 2012, SAFE promulgated the Share Option Rules, under which PRC citizens or residents habitually residing in the PRC continuously for over one year, who are granted shares or share options by an overseas-listed company according to its employee share option or share incentive plan are required, through the PRC subsidiary of such overseas-listed company or qualified PRC agents, to register with SAFE and complete certain other procedures related to the share holding plan, share option plan or other similar share incentive plans. Concurrent with the registration with SAFE, the PRC subsidiary or the qualified PRC agent shall obtain the approval for an annual allowance with respect to the foreign exchange in connection with the share holding or share option exercises as well as the approval of opening a special foreign exchange account at a PRC domestic bank to hold the funds required in connection with the share purchase or share option exercise, returned principal or profits upon sale of shares, dividends issued on the stock and any other income or expenditures approved by SAFE. Currently, the participating PRC residents’ foreign exchange income received

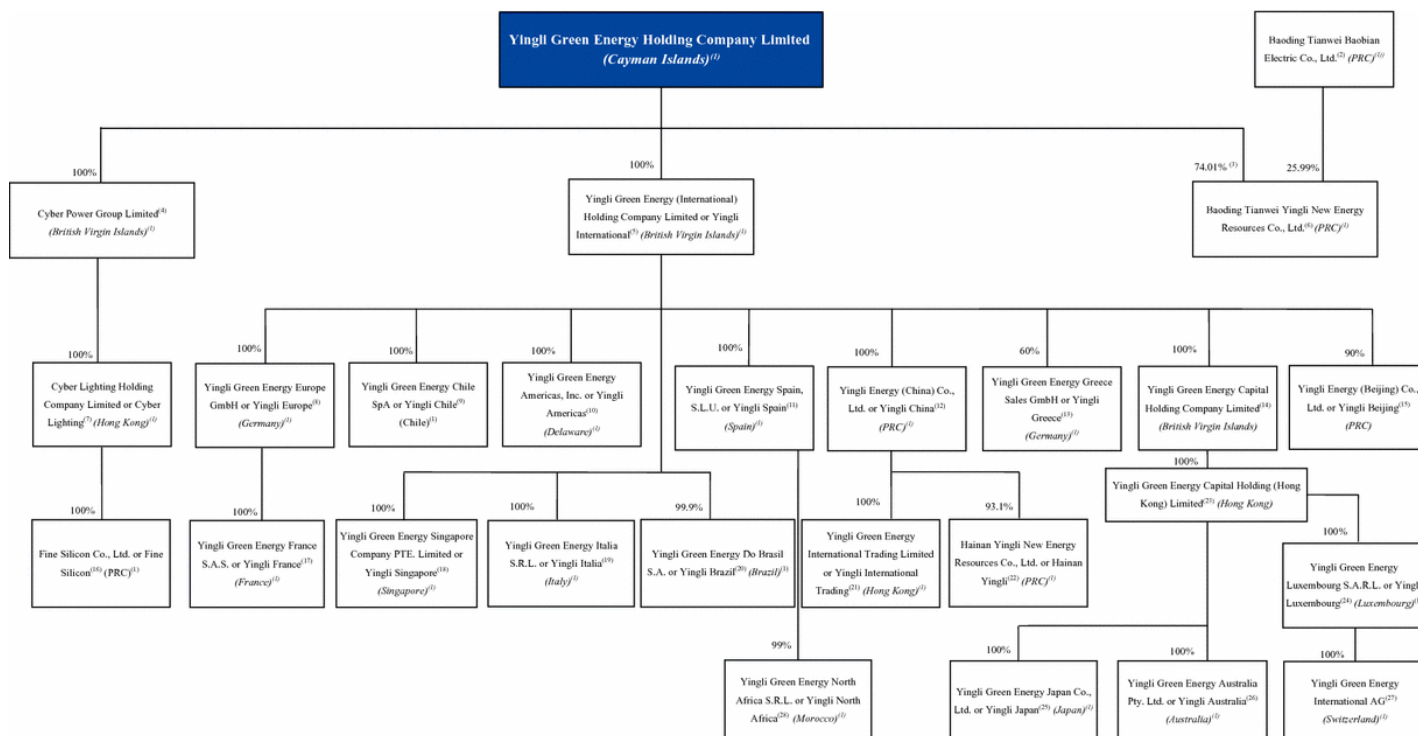
from the sale of share and dividends distributed by the overseas-listed company must be fully remitted into the domestic foreign currency account before distribution to such participants. In addition, the PRC agents are required to amend or deregister the registrations with SAFE in case of any material change in, or termination of, the share incentive plans, within the time periods provided by the Share Option Rules.

C. Organizational Structure

The following diagram illustrates our company's organizational structure, and the place of formation, ownership interest and affiliation of each of our significant subsidiaries as of the date of this annual report.

53

Table of Contents



- (1) Indicates jurisdiction of incorporation.
- (2) The principal business of Tianwei Baobian is the manufacture of large electricity transformers. The common shares of Tianwei Baobian are listed on the Shanghai Stock Exchange. Tianwei Baobian is controlled and 51.1% owned by Baoding Tianwei Group Co., Ltd., or Tianwei Group, a wholly state-owned limited liability company established in the PRC, which is in turn controlled by China South Industries Group Corporation.
- (3) Indicates the percentage as of the date of this annual report.
- (4) The principal business of Cyber Power is the investment in polysilicon manufacturing, provision of financing services and execution of other commercial and financing activities.
- (5) The principal business of Yingli International is the sale and marketing of PV products and relevant accessories and investments in renewable energy projects.
- (6) The principal business of Tianwei Yingli is the design, manufacture and sale of PV modules and the design, assembly, sale and installation of PV systems.
- (7) The principal business of Cyber Lighting is the investment in polysilicon manufacturing, provision of financing services and execution of other commercial and financing activities.
- (8) The principal business of Yingli Europe is the sale and marketing of PV products and relevant accessories in Europe.
- (9) The principal business of Yingli Chile is the sale and marketing of PV products and relevant accessories in Chile.
- (10) The principal business of Yingli Americas is the sale and marketing of PV products and relevant accessories and investments in renewable energy projects.

- (11) The principal business of Yingli Spain is the sale and marketing of PV products, relevant accessories and investments in renewable energy projects, as well as after sales services.
- (12) The principal business of Yingli China is the research, manufacture, sale and installation of renewable energy products.
- (13) The principal business of Yingli Greece is the sale and marketing of PV products and relevant products in Greece, Cyprus, the Balkans and the Middle East.
- (14) The principal business of Yingli Green Energy Capital is import and export trading and investments holding .
- (15) The principal business of Yingli Beijing is the sale and manufacture of PV modules and PV systems.

[Table of Contents](#)

- (16) The principal business of Fine Silicon is the manufacture of solar-grade and electronic-grade polysilicon.
- (17) The principal business of Yingli France is the sale and marketing of PV products and relevant accessories in France and French overseas territories.
- (18) The principal business of Yingli Singapore is the research and experimental development on electronics.
- (19) The principal business of Yingli Italia is the sale and marketing of PV products and relevant accessories in Italy.
- (20) The principal business of Yingli Brazil is the sale and marketing of PV products and relevant accessories in Brazil.
- (21) The principal business of Yingli International Trading is import and export trading, investments holding.
- (22) The principal business of Hainan Yingli is the research, manufacture, sale and installation of renewable energy products.
- (23) The principal business of Yingli Green Energy Capital Holding (Hong Kong) Company Limited is import and export trading, investments holding in Hong Kong.
- (24) The principal business of Yingli Luxembourg is import and export trading and investments holding in Luxembourg.
- (25) The principal business of Yingli Japan is the sale and marketing of PV products and relevant accessories in Japan.
- (26) The principal business of Yingli Australia is the sale and marketing of PV products and relevant accessories in Australia.
- (27) The principal business of Yingli Green Energy International AG is import and export trading and investments holding in Switzerland.
- (28) The principal business of Yingli North Africa is the sale and marketing of PV products and relevant accessories in Morocco.

D. Property, Plant and Equipment

Our principle executive offices are located at No. 3399 Chaoyang North Street in the National New and High-technology Industrial Development Zone in Baoding, China. We conduct our research, development, manufacturing and management in sites located in Baoding, Hebei Province and Haikou, Hainan Province:

[Table of Contents](#)

| Facility Number | Products | Location | Plant Size (Square Meters) | Duration of Land Use Right | Floor Area (Square Meters) | Major Equipment |
|-----------------|--------------------------------|--|----------------------------|---|----------------------------|--|
| 1. | Ingots, wafers, cells, modules | No. 3055 Fuxing Middle Road, Baoding, Hebei Province | 25,842 | March 2006 to June 2050 (a plot of 24,579 square meters); December 2006 to November 2050 (a plot of 1,263 square meters) | 18,197 | Furnace, wire saw, wires quarter, diffusion furnace, sintering furnace, PECVD antireflection coatings manufacturing equipment, automatic printer, laminating machine, solar cell module production line before and after component lamination, automatic glue-spreads' |

| | | | | | |
|-----|---|---------|--|---------|---|
| | | | | | working station, solar cell module testing device |
| 2. | No. 3399 North Chaoyang Avenue, Baoding, Hebei Province | 232,158 | December 2009 to December 2056 (a plot of 104,745 square meters); December 2009 to December 2056 (a plot of 102,886 square meters); and August 2010 to April 2060 (a plot of 24,527 square meters) | 316,024 | |
| 3. | West Hengyuan Road, Baoding, Hebei Province | 207,036 | February 2010 to November 2059 (a plot of 163,579 square meters); December 2010 to December 2012 (a plot of 43,457 square meters) | 168,849 | |
| 4. | No. 722 Cuiyuan Street, Baoding, Hebei Province | 11,698 | September 2006 to August 2056 (a plot of 5,807 square meters) ; September 2006 to December 2049 (a plot of 5,891 square meters) | 6,216 | |
| 5. | No. 333 North Lekai Avenue, Baoding, Hebei Province | 15,443 | October 2008 to June 2049 (a plot of 6,746 square meters); October 2008 to December 2056 (a plot 8,697 square meters) | 10,691 | |
| 6. | Tianjin Ninghe Modern Industry Area | 291,238 | August 2011 to July 2061(a plot of 233,296 square meters); August 2011 to June 2061 (a plot of 38,868 square meters) | 109,699 | |
| 7. | North Part of Hengshui Economic Development Zone | 292,508 | February 2012 to December 2061 | 143,282 | |
| 8. | North Yongsheng Avenue, Lixian, Baoding, Hebei Province | 199,732 | June 2011 to December 2060 | 33,918 | |
| 9. | Shiziling Industrial Park, National Hi-Tech Development Zone, Haikou, Hainan Province | 408,926 | March 2010 to September 2057 | 268,508 | |
| 10. | Polysilicon No. 2666 North Xiangyang Street, Baoding, Hebei Province | 544,534 | February 2009 to February 2059 | 54,662 | SAH reactor, STF reactor, salane reactor, CVD reactor |

ITEM 5. OPERATING AND FINANCIAL REVIEW AND PROSPECTS

You should read the following discussion and analysis of our financial condition and results of operations in conjunction with our consolidated financial statements and the related notes included elsewhere in this annual report. This discussion may contain forward-looking statements based upon current expectations that involve risks and uncertainties. Our actual results may differ materially from those anticipated in these forward-looking statements as a result of various factors, including those set forth under “Item 3.D. Risk Factors” or in other parts of this annual report.

A. Operating Results Overview

We are one of the leading vertically integrated PV product manufacturers in the world. We design, manufacture and sell PV modules, and design, assemble, sell and install PV systems. We sell PV modules to PV system integrators and distributors located in various markets around the world, including Germany, the United States, Greece, Spain, Italy, France, India, Japan, the Netherlands, the United Kingdom, Israel, Korea and Belgium. Currently, we also sell PV systems, primarily to customers in China.

Our manufacturing capacity and operations have grown significantly since we completed construction of our first manufacturing facilities for PV modules in 2002. We use all of the polysilicon ingots and wafers and PV cells we produce for the production of PV modules, which we sell to third-party customers. We sold 1,061.6 megawatts, 1,603.8 megawatts and 2,297.1 megawatts of PV modules in 2010, 2011 and 2012, respectively.

The most significant factors that affect our financial performance and results of operations are:

- industry demand;
- government subsidies and economic incentives;
- the availability and accessibility of financing to our customers;
- capacity
- competition and product pricing;
- price of polysilicon;
- vertically integrated manufacturing capabilities;
- manufacturing technologies; and
- foreign governments' and international trade bodies' trade protection measures.

Industry Demand

Our business and revenue growth depend on the market demand for PV products. Although solar power technology has been used for several decades, the PV market grew significantly only in the past several years. According to *Global Market Outlook for Photovoltaics until 2016* published by the European Photovoltaic Industry Association in May 2012, the Policy-Driven scenario for the global PV system installations was expected to increase from 1.4 gigawatts in 2005 to 40.2 gigawatts in 2012 and 77.3 gigawatts in 2016. The Policy-Driven scenario assumes the continuation or introduction of adequate support mechanisms, accompanied by a strong political will to consider PV as a major power source in the coming years. However, demand for our PV products also depends on the general economic conditions in our target markets. Since the second half of 2008, economies around the world, including those in our target markets, have experienced a period of slow economic growth as compared to prior years. Partly as a result of these weakened worldwide macroeconomic conditions, the growth in demand for PV modules had declined significantly since the fourth quarter of 2008. Starting from the second quarter of 2009, the macroeconomic environment began to improve, which led to an increase of demand for our products. The growth of demand for our products from some of our target markets slowed down in the first quarter of 2011 and the third quarter of 2012, primarily caused by the adjustment of subsidies and economic incentives for PV installations as part of the government austerity measures. The negative effect from the adjustment of government subsidies and economic incentives is partially offset by the significantly reduced PV system cost. However, we cannot assure you that the cost reduction of PV systems will continue or will ultimately have a positive effect on the general operating environment of our industry.

[Table of Contents](#)

Government Subsidies and Economic Incentives

We believe that the near-term growth of the market for PV products depends in part on the availability and size of government subsidies and economic incentives. Today, the cost of solar power substantially exceeds the cost of electrical power generated from conventional fossil fuels such as coal and natural gas. As a result, governments in many countries, including Germany, Italy, France, South Korea, the United States, China, Greece, Israel, South Africa, the United Kingdom, India, Australia, Thailand, Singapore, Japan, Czech Republic, Brazil, Peru, Mexico, Chile and Saudi Arabia have provided subsidies and economic incentives for the use of renewable energy such as solar power to reduce dependency on conventional fossil fuels as a source of energy. These subsidies and economic incentives have been in the form of capital cost rebates, feed-in tariffs, tax credits, net metering and other incentives to end-users, distributors, system integrators and manufacturers of solar power products, including PV products.

The demand for our PV modules and PV systems in our current, targeted or potential markets is affected significantly by these government subsidies and economic incentives. See "Item 3.D. Key Information — Risk Factors — Risks Related to Us and the PV Industry — A significant reduction in or discontinuation of government subsidies and economic incentives may have a material adverse effect on our results of operations."

On March 23, 2009, the PRC Ministry of Finance issued the Provisional Measures for Administration of Government Subsidy Funds for Application

of Solar Photovoltaic Technology in Building Construction, which outlined a subsidy program dedicated to rooftop PV systems with a minimum capacity of 50 kilowatt-peak. In July 2009, the PRC government announced the Golden Sun program, a program of incentives for the development of large-scale PV projects throughout the country. Under this program, on-grid PV projects of at least 300 kilowatts are eligible for subsidies of 50%. Projects in remote areas with no access to the electricity grid will be eligible for subsidies of 70%. On August 1, 2011, the NDRC announced the feed-in tariff policy for on-grid PV systems. For PV projects that had been approved before July 1, 2011 and would be completed by December 31, 2011, the feed-in tariff would be RMB1.15/kWh, including value-added tax, or VAT. Except for PV projects that are constructed in Tibet, for PV projects that are approved after July 1, 2011 and PV projects that had been approved before July 1, 2011 but would not be completed by December 31, 2011, the feed-in tariff including VAT would be RMB1/kWh. In March 2013, the NDRC issued the Notice on Improving the Pricing Scheme for Photovoltaic Power Generation. In this notice, the NDRC proposed to reduce the feed-in tariff for utility scale PV projects from RMB 1/kWh to RMB 0.75/kWh, RMB 0.85/kWh or RMB 0.95/kWh, depending on the project's location. The feed-in tariff for PV projects constructed in specific regions would remain at RMB 1/kWh. In addition, the NDRC proposed a subsidy of RMB 0.35/kWh for distributed PV generation projects and the purchase price of electricity generated to be in line with the coal-electricity tariffs.

Availability and Accessibility of Financing for Solar Energy Applications

PV systems projects generally require significant upfront expenditures, and as a result, our customers have historically relied on financing for the purchase of our products. If financing for solar applications becomes inaccessible, the growth of the market for solar energy applications may be adversely affected. For example, the average selling price of our PV modules decreased significantly from the fourth quarter of 2008 to the second quarter of 2009, partly due to tighter credit for PV system project financing as a result of the continuing adverse credit market conditions. In addition, rising interest rates could render existing financings more expensive, as well as serve as an obstacle for potential financings that would otherwise spur the growth of the PV industry.

Capacity

In order to take advantage of expected long-term market demand for PV products, we have been expanding our manufacturing capacity. We started producing PV modules in 2002 with initial manufacturing capacity of three megawatts, polysilicon ingots and wafers in October 2003 with initial manufacturing capacity of six megawatts and PV cells in March 2004 with initial annual manufacturing capacity of three megawatts. In accordance with our business model of a vertically integrated PV product manufacturer, we expanded our manufacturing capacity for each of polysilicon ingots and wafers, PV cells and PV modules to 1,000 megawatts as of December 31, 2010, 1,700 megawatts as of December 31, 2011 and 2,450 megawatts as of December 31, 2012.

The size of manufacturing capacity has a significant bearing on the profitability and competitive position of PV product manufacturers. Achieving economies of scale from expanded manufacturing capacity is critical to maintaining our competitive position in the PV industry as manufacturers with greater economies of scale may manage their production more efficiently, obtain a greater market share by offering their products at a more competitive price by virtue of their greater ability to obtain volume discounts from their polysilicon and other raw material suppliers and have other bargaining leverage.

[Table of Contents](#)

Currently, we maintain a balanced vertically integrated production capacity of 2,450 MW per year at our production facilities located in Baoding, Haikou, Tianjin and Hengshui.

Competition and Product Pricing

PV modules, which are currently our principal products, are priced primarily on the basis of the number of watts of electricity they generate and the market price per watt for PV modules. We price our PV modules based on the prevailing market prices at the time we enter into sales contracts with our customers or as our customers place their purchase orders with us, taking into account various factors including, among others, the size of the contract or the purchase order, the strength and history of our relationship with a particular customer and our polysilicon costs. We believe that the quality of our PV products and our low-cost manufacturing capabilities have enabled us with flexibility in adjusting the price of our products in accordance with our sales strategy and market demands. Since 2003 and until the beginning of the fourth quarter of 2008, the average selling prices of PV modules had been rising across the industry, primarily due to the high demand for PV modules as well as rising polysilicon costs during the same period.

The weakened demand for PV modules due to weakened macroeconomic conditions, combined with the increased supply of PV modules due to production capacity expansion by PV module manufacturers worldwide in recent years, has caused the price of PV modules to decline beginning in the fourth quarter of 2008. The credit market conditions have improved since the second quarter of 2009, which has contributed to an overall increase in the demand for our products in the second half of 2009. However, decreasing costs of raw materials continued to put pressure on the selling prices of the PV modules. The average selling prices in 2010 declined during the first, the second and the third quarter, and slightly bounced back in the fourth quarter of 2010 which was primarily attributable to the robust market demand, broader recognition of our premium brand and diversified customer base. The average selling price in 2011 declined moderately in the first and second quarter, declined sharply in the third quarter and continued to drop in the fourth quarter, which was primarily due to reduced government subsidies and increased supply of PV products. The average selling price of PV modules continued to decline in 2012 due to reduced government subsidies and excessive supply of PV products. We expect that the prices of PV products, including PV modules, may gradually stabilize or increase slightly due to the increased demand caused by the quick development of new and emerging markets and the rationalized supply of PV products on the market. Fluctuations in prevailing market prices may have a material effect on the prices of our PV modules and our profitability, particularly if prices of PV modules continue to decline or if prices of PV modules increase at a slower pace than the cost of PV modules increases.

We sell our PV modules primarily through sales contracts with a term of less than one year and are obligated to deliver PV modules according to pre-agreed prices and delivery schedules.

Price of Polysilicon

Polysilicon is the most important raw material used in our manufacturing process. Until the third quarter of 2008, an industry-wide shortage of polysilicon coupled with rapidly growing demand from the solar power industry caused rapid increases of polysilicon prices. However, during the fourth quarter of 2008 and the first half of 2009, polysilicon prices declined continuously as a result of significant new manufacturing capacity coming on line and falling demand for solar power products and semiconductor devices resulting from the global financial crisis and credit market conditions. Since the third quarter of 2010, the polysilicon price has rebounded due to the recovery of demand for PV products in main markets. From the second quarter of 2011, the polysilicon price has decreased significantly as the result of increased polysilicon manufacturing capacity for polysilicon and the pressure from the decreasing average selling price of PV modules. In 2012, polysilicon prices continued to decline and reached a historical low of approximately US\$14 per kilogram in November 2012. Partly due to China's anti-dumping and anti-subsidy investigations against the United States, South Korean and European polysilicon manufactures, polysilicon prices rebounded slightly since December 2012 and remained below US\$20 per kilogram as of the date of this annual report. Our average purchase price of polysilicon per kilogram decreased by 16.8% in 2011 compared to 2010 and decreased by 57.8% in 2012 compared to 2011.

The average price of polysilicon over the medium to long term will depend on a number of factors, including the macroeconomic environment, the scope and progress of current and future manufacturing capacity expansion plans of the polysilicon suppliers, the level of demand for polysilicon from the PV and semiconductor industries and any changes in government regulations and subsidies in respect of PV and other alternative energy industry that may significantly affect the demand outlook for polysilicon. We believe that none of these factors can be predicted with reasonable certainty as of the date of this annual report, and the average price of polysilicon may increase or decrease significantly over the medium to long term as a result of any combination of such factors.

Our process technology enables us to increase our utilization of polysilicon scraps, the price of which has historically been lower than high-purity polysilicon, in the production of ingots and wafers. However, as the price of high purity polysilicon has declined significantly since the fourth quarter of 2008, we have been utilizing an increased proportion of high purity polysilicon in our manufacturing process to further ensure the high quality standards of our PV modules.

[Table of Contents](#)

Historically, we had relied on spot market purchase to meet a significant portion of our polysilicon needs. In order to secure adequate and timely supply of polysilicon, we have also in the past entered into various purchase agreements and memorandums of understanding with local and foreign suppliers, including some of the world's major polysilicon suppliers. Supplies under these purchase agreements started in early 2009. In response to the significant decrease in polysilicon price since the fourth quarter of 2008, we have renegotiated, and are still negotiating, with our suppliers to reduce the purchase price for a substantial amount of polysilicon supplied under certain of our prior polysilicon supply contracts. In 2011 and 2012, due to the continuing decline in the spot market price of polysilicon, we recognized an impairment of long-lived assets of Fine Silicon of RMB2,275.0 million and RMB 200.5 million (US\$32.2 million), respectively, to reflect the less than expected profit-generating ability of Fine Silicon's assets. We further recognized a provision of RMB851.7 million on our inventory purchase commitment under long-term polysilicon supply contracts as a result of continuing decline in the polysilicon purchase price in 2011. Our management has been negotiating with our suppliers on further adjusting the prices under these long-term contracts. On the other hand, we cannot assure you that we will be able to secure sufficient quantities of polysilicon to meet the requirement of our existing production capacity or support the future expansion of our manufacturing capacity, if any. See "Item 3.D. Risk Factors — Risks Related to Us and the PV Industry — Our polysilicon cost may be higher than the market level as a result of our long-term polysilicon purchase commitment with fixed prices, and our in-house polysilicon production may not be cost-effective, both of which may materially and adversely affect our results of operations." and "Item 3.D. Risk Factors — Risks Related to Us and the PV Industry — Our failure to obtain polysilicon in sufficient quantities, of appropriate quality and in a timely manner could disrupt our operations, prevent us from operating at full capacity or limit our ability to expand as planned, which will reduce, and limit the growth of, our manufacturing output and revenue."

From 2006 to 2010, we entered into seven long-term supply contracts with Wacker for supplies of polysilicon from 2009 through 2013, from 2009 through 2017, from 2010 through 2018, from 2009 through 2011, from 2010 through 2017, from 2011 through 2013 and from 2011 through 2018, respectively. In addition, we entered into one long-term supply agreement in February 2008 with OCI for supplies of polysilicon for the period from 2009 through 2013. From 2009 to the date of this annual report, we entered into another two long-term supply contracts with OCI, for supplies of polysilicon from 2011 through 2015 and from 2012 through 2018, respectively. We also entered into a polysilicon supply contract with Daqo for polysilicon to be delivered from the fourth quarter of 2008 through the end of 2010. In August, 2010, we entered into another polysilicon supply agreement with Daqo for supplies of polysilicon from 2011 through 2012. In March 2011, we entered into a long-term polysilicon supply agreement with Hemlock for supplies of polysilicon from 2013 through 2020. In November 2011, we entered into an amendment to this long-term supply agreement to purchase polysilicon starting from 2012 through 2020 instead of 2013 through 2020. Due to fluctuating polysilicon prices, we successfully negotiated with those long-term suppliers several times in 2011 and 2012 to revise certain commercial terms such as total contract quantity, advance payment arrangement and unit prices.

Vertically Integrated Manufacturing Capabilities

We believe our vertically integrated business model offers us several advantages, particularly in areas of cost reduction and quality control, over our competitors that depend on third parties to source core product components. First, the vertical integration enables us to capture margins at every stage of the PV product value chain in which we are engaged. Second, by streamlining our manufacturing processes, we can reduce production costs and costs associated with toll manufacturing, packaging and transportation as well as breakage losses that occur during shipment between various production locations associated with toll manufacturing arrangements. Third, we control operations at substantially all stages of the PV value chain, including research and development, which enables us to more closely monitor the quality of our PV products from start to finish, and design and streamline our manufacturing processes in a way that enables us to leverage our technologies more efficiently and reduce costs at each stage of the manufacturing process. We believe that the synergy effect from our vertically integrated business model has enabled us to reduce the quantity of polysilicon we use to make PV modules, improve the conversion efficiency of our PV cells and reduce the lead time needed to fulfill our customer orders.

Manufacturing Technologies

The advancement of manufacturing technologies is important in increasing the conversion efficiency of PV cells and reducing the production costs of PV products. Because PV modules are priced based on the number of watts of electricity they generate, higher conversion efficiency generally leads to higher revenues from the sale of PV modules.

We continually make efforts to develop advanced manufacturing technologies to increase the conversion efficiency of our PV cells. We employ a number of techniques to reduce our production costs while striving to reach a PV cell conversion efficiency ratio that is on par with or above an acceptable range. Our research and development team continues to focus on finding ways to improve our manufacturing technology and reduce manufacturing costs without compromising the quality of our products.

For our newly adopted monocrystalline PV technologies, we have been in collaboration with the Energy Research Centre of the Netherlands, a leading solar research center in Europe, and Tempres Systems, a wholly-owned subsidiary of Amtech Systems, Inc., a global supplier of production and automation systems and related supplies for the manufacture of PV cells, to implement Project PANDA, a research and development project for next-generation high efficiency monocrystalline PV cells since June 2009. Our 600 megawatts of PANDA production capacity for each of monocrystalline ingots and wafers, cells and modules in Baoding, Hebei Province has started initial production in the second quarter of 2011. We achieved an average cell conversion efficiency rate of 19.2% and a record cell conversion efficiency rate of 20.0% on the PANDA commercial production lines in 2012.

Table of Contents

Foreign Governments' and International Trade Bodies' Trade Protection Measures

Our businesses in foreign markets are subject to trade protection measures and adverse trade policies or remedies promulgated by foreign governments and international trade bodies against exports from China.

We export a substantial amount of our products to Europe. In 2012, our sales to European countries accounted for over 40% of our total net revenues for 2012. On September 5 and November 8, 2012, respectively, the European Union initiated anti-dumping and anti-subsidy investigations of CSPV wafers, cells, and modules from China. Thin-film products are not included. On March 6, 2013, the European Union started to register on imports of CSPV products whether originated or consigned from China. The European Union Commission is expected to issue its preliminary determination for the anti-dumping investigation in early June 2013 and is expected to issue its preliminary determination for the anti-subsidy investigation in early August, 2013. After the preliminary determinations, imports of the subject merchandise may be subject to the AD and CVD, and importers may be required to post bonds or cash deposits at the time of entry of the goods. The European Parliament is expected to issue its final determinations for such investigations as early as December 2013. Such investigations have brought significant uncertainties to our business in the EU market, and if as the result of such investigations the European Parliament imposes antidumping and countervailing tariffs or other trade protection measures, our exports to the European market may be materially and adversely affected.

We also export a substantial amount of our products to the United States. On November 7, 2012, the U.S. International Trade Commission (ITC) determined that crystalline silicon photovoltaic, or CSPV, modules produced from Chinese cells are materially injuring the U.S. CSPV cells and modules industry. The U.S. Department of Commerce, or the DOC, issued its final determinations on the rates of the anti-dumping, or AD, and countervailing duties, or CVD, on October 10, 2012, which became effective upon issuance of the final anti-dumping and countervailing duties orders in early December, 2012. As a result of such final determinations, we, as a voluntary respondent, are subject to an average aggregated AD/CVD rate of 29.18%. In issuing its final determinations, the DOC expressly rejected U.S. petitioner SolarWorld's argument that the AD/CVD orders should apply to modules assembled in China from cells manufactured anywhere in the world. SolarWorld filed its appeal against DOC's findings on the product scope in February 2013. We, together with other Chinese manufacturers, are intervening in supporting DOC's findings on the scope. Should SolarWorld succeed in challenging DOC's findings on scope, our exports to the U.S. market may be materially and adversely affected.

On November 23, 2012, the Department of Commerce of Government of India initiated its anti-dumping investigation concerning imports of photovoltaic products originating in or exported from Malaysia, Mainland China, Taiwan and the United States. Both crystalline silicon and thin-film products are under investigation. Although we have very limited shipment to India during the period that is subject to the investigations, and are therefore not selected as a sampled exporter and producer, if as the result of such investigation the Indian government imposes anti-dumping or other trade protection measures, our prospects in the Indian market may be materially and adversely affected.

If such investigations instituted in our target markets lead to any adverse trade protection measures or remedies against exports from China, the prices of our products will be forced to increase significantly and we may lose customers' orders to our competitors, which may materially and adversely affect our business prospects and results of operations.

Net Revenues

We currently derive net revenues from three sources:

- sales of PV modules, which are currently our principal source of revenues and are primarily driven by market demand as well as our manufacturing capacity;
- sales of PV systems, which consist of sales of PV systems and related installation services; and

- other revenues, which consist primarily of sales of raw materials and low efficiency PV cells.

The following table sets forth each revenue source as a percentage of total consolidated net revenues for the periods indicated.

[Table of Contents](#)

| | 2010 | | 2011 | | 2012 | | |
|------------------------------------|------------|------------------------|------------|------------------------|------------|-----------|------------------------|
| | RMB | % of Total Net Revenue | RMB | % of Total Net Revenue | RMB | US\$ | % of Total Net Revenue |
| (In thousands, except percentages) | | | | | | | |
| Net revenues: | | | | | | | |
| Sales of PV modules | 12,276,854 | 98.2% | 14,397,086 | 98.1% | 10,989,767 | 1,763,979 | 96.5% |
| Sales of PV systems | 56,662 | 0.5 | 53,731 | 0.4 | 171,013 | 27,449 | 1.5 |
| Other revenues | 166,471 | 1.3 | 227,148 | 1.5 | 231,148 | 37,102 | 2.0 |
| Total net revenues | 12,499,987 | 100.0% | 14,677,965 | 100.0% | 11,391,928 | 1,828,530 | 100.0% |

Our net revenues are net of business tax, value-added tax, city construction tax and education surcharge. Key factors affecting our net revenues include the average selling price per watt and wattage of our PV modules sold.

We have been dependent on a limited number of customers for a significant portion of our revenues. In 2010, 2011 and 2012, sales to our five largest customers accounted for approximately 30.8%, 27.7% and 26.0% respectively, of our net revenues. Our largest customers have changed from year to year due to the rapid growth of the sales of our PV modules, our diversification into new geographic markets and our ability to find new customers willing to place large orders with us.

We currently sell most of our PV modules to customers located in Europe, the PRC and the United State. The following table sets forth our total consolidated net revenues by geographic region for the periods indicated:

| | For the Year Ended December 31, | | | | | | |
|------------------------------------|---------------------------------|---------------------|------------|---------------------|------------|-----------|---------------------|
| | 2010 | | 2011 | | 2012 | | |
| Country/Region | Revenues | % of Total Revenues | Revenues | % of Total Revenues | Revenues | | % of Total Revenues |
| | RMB | | RMB | | RMB | US\$ | |
| (In thousands, except percentages) | | | | | | | |
| Europe: | | | | | | | |
| Germany | 7,078,239 | 56.6% | 6,595,109 | 44.9% | 4,765,312 | 764,885 | 41.8% |
| Spain | 704,355 | 5.7 | 511,757 | 3.5 | 381,910 | 61,301 | 3.4 |
| France | 236,522 | 1.9 | 352,107 | 2.4 | 75,898 | 12,183 | 0.7 |
| Italy | 853,788 | 6.8 | 700,646 | 4.8 | 389,218 | 62,474 | 3.4 |
| Netherlands | 471,889 | 3.8 | 222,413 | 1.5 | 502,843 | 80,712 | 4.4 |
| Greece | 453,050 | 3.6 | 210,487 | 1.4 | 477,138 | 76,586 | 4.2 |
| United Kingdom | 174,875 | 1.4 | 227,122 | 1.5 | 117,381 | 18,841 | 1 |
| Rest of Europe | 333,747 | 2.7 | 249,651 | 1.7 | 156,142 | 25,060 | 1.4 |
| Subtotal — Europe | 10,306,465 | 82.5 | 9,069,292 | 61.8 | 6,865,842 | 1,102,042 | 60.3 |
| China | 745,917 | 6 | 3,261,886 | 22.2 | 2,653,341 | 425,891 | 23.3 |
| United States | 1,216,962 | 9.7 | 2,137,219 | 14.6 | 1,600,695 | 256,929 | 14.1 |
| Japan | 22,854 | 0.2 | 51,236 | 0.3 | 81,911 | 13,148 | 0.7 |
| Rest of World | 207,789 | 1.7 | 158,332 | 1.1 | 190,139 | 30,520 | 1.7 |
| Total net revenues | 12,499,987 | 100% | 14,677,965 | 100% | 11,391,928 | 1,828,530 | 100% |

All of our net revenues from sales of PV systems are currently derived from China.

Cost of Revenues

Our cost of PV module sales consists primarily of:

- *Polysilicon.* The cost of polysilicon is the largest component of our total cost of revenues. We purchase polysilicon from various suppliers, including silicon manufacturers and distributors.
- *Other Raw Materials.* Other raw materials include crucibles, silicon carbides, cutting fluid, steel cutting wires, alkaline detergents, metallic pastes, laminate materials, silica gel, tempered glass, aluminum frames, solder, junction boxes, cables, connectors and other chemical agents and electronic components.
- *Toll Manufacturing.* We process silicon raw materials into ingots and produce wafers, PV cells and PV modules in-house. As our PV cell manufacturing capacity could be less than the production capacities for our wafers and PV modules, we have used toll manufacturing arrangements for PV cells. Besides, we also entered into toll manufacturing arrangement for specific PV modules to meet the requirements of our customers on a limited scale.

- *Direct Labor.* Direct labor costs include salaries and benefits for personnel directly involved in the manufacturing activities.
- *Overhead.* Overhead costs include utilities, maintenance of production equipment, land use rights and other ancillary expenses associated with the manufacturing activities.
- *Depreciation of Property, Plant and Equipment.* Depreciation of property, plant and equipment is provided on a straight-line basis over the estimated useful life, which is thirty years for buildings, four to twenty-five years for machinery and equipment, three to five years for furniture and fixtures and eight to ten years for motor vehicles, taking into account their estimated residual value.

[Table of Contents](#)

The cost of PV systems includes the costs of PV modules, batteries, inverters, other electronic components and related materials and labor.

Our cost of revenues is affected primarily by our ability to control raw material costs, achieve economies of scale in our operations and manage our vertically integrated product chain efficiently. Furthermore, we balance automation and manual operation in our manufacturing process, and have been able to increase operating efficiencies and expand our manufacturing capacity cost-effectively.

Gross Profit/Loss and Gross Profit/Loss Margin

Our gross profit is affected by a number of factors, including the average selling prices for our PV products, the cost of polysilicon, product mix, economies of scale and benefits from vertical integration, our ability to cost-efficiently manage our raw material supply. Our gross loss was RMB368.8 million (US\$59.2 million) in 2012. Our gross loss margin was 3.2% in 2012, compared to gross profit margin of 16.7% in 2011 and 33.2% in 2010. The gross loss margin in 2012 was primarily a result of the continuous decline in the average selling price of PV modules and the significant non-cash inventory provision we recognized in the year due to continuous decline in the average selling price of PV modules.

We may continue to face margin compression pressure in the sales of PV modules due to the decrease in the average selling price of our PV modules and increasingly intense competition in the PV module market, although a decrease in our average purchase price of polysilicon per kilogram has alleviated some of the margin compression pressure. Furthermore, we believe that the economies of scale achieved in our expanded PV businesses and the cost reduction achieved through research and development efforts at each stage of our vertically integrated manufacturing process, among other factors, will have a positive effect on our gross profit margins over time.

Operating Expenses

Our operating expenses consist of:

- *Selling expenses*, which consist primarily of advertising costs, salaries and employee benefits of sales personnel, sales-related travel and entertainment expenses, sales related shipping costs, warranty costs, amortization of intangible assets (including backlog and customer relationships), share-based compensation expenses and other selling expenses including sales commissions paid to our sales agents. We expect that selling expenses will decrease as a percentage of net revenues over time as we achieve greater economies of scale.

Before September 30, 2011, our PV modules are typically sold with a two- or five-year limited warranty for defects in materials and workmanship, and a 10-year and 25-year warranty guaranteeing 90% and 80% of initial power generation capacity, respectively. From October 1, 2011, we implemented a new and improved warranty term that guarantees 91.2% of nameplate power for 10 years and 80.7% of nameplate power for a period of 25 years for multicrystalline PV modules, and 98.0% of nameplate power for the first year, 92.0% of nameplate power for 10 years, and 82.0% of nameplate power for a period of 25 years for monocrystalline Panda PV modules. In addition, based on customers' specific requirements, we also provide our multicrystalline PV modules with linear-based warranty which guarantees each year's power output during the twenty-five-year warranty period. These warranties require us to fix or replace the defective products. We currently accrue the equivalent of 1% of gross revenues for potential warranty obligations. In 2012, we recorded warranty expense of RMB109.9 million (US\$17.6 million).

- *General and administrative expenses*, which consist primarily of salaries and benefits for our administrative and finance personnel, audit, legal and consulting fees, other travel and entertainment expenses, bank charges, amortization of technical know-how, depreciation of equipment used for administrative purposes and share-based compensation expenses.
- *Research and development expenses*, which consist primarily of costs of raw materials used in research and development activities, salaries and employee benefits for research and development personnel, and prototype and equipment costs relating to the design, development, testing and enhancement of our products and manufacturing process. We are a party to several research grant contracts with the PRC government under which we receive funds for specified costs incurred in certain research projects. We record such amounts as a reduction to research and development expenses when the related research and development costs are incurred. We expect our research and development expenses (not adjusted for offsets by government grants) to increase as we place a greater strategic focus on PV system sales in overseas markets and as we continue to hire additional research and development personnel and focus on continuous innovation of process technologies for our PV products. We conduct our research and development, design and manufacturing operations in China, where the costs of skilled labor, engineering and technical resources, as well as land, facilities and utilities, tend to be lower than those in more developed countries.

- *Provision of doubtful accounts receivable*, which represents our estimated losses on accounts receivable resulting from customers' inability or failure to make payments under our sales contracts. We consider age of doubtful accounts receivable, historical collection experience, customer specific facts and current economic conditions to determine the amount of such provision.
- *Impairment of long-lived assets*, which represents the difference between the carrying amount and the fair value of the long-lived assets that are considered to be impaired. Long-lived assets, such as property, plant and equipment and intangible assets subject to amortization are reviewed for impairment whenever events or changes in circumstances indicate that the carrying amount of an asset may not be recoverable. Historically, intangible assets arose from the purchase price allocation in connection with our acquisitions of equity interests in Tianwei Yingli in 2006, 2007 and 2008. For the year ended December 31, 2012, as a result of the continuing decline in the spot market price of polysilicon, we recorded an impairment loss of RMB 200.5 million (US\$32.2 million) for property, plant and equipment with respect to Fine Silicon's production of polysilicon based on the present value of expected future cash flows discounted at the weighted average cost of capital. As of December 31, 2012, we had accrued a total impairment provision of RMB 2,475.5 million (US\$397.3 million) for Fine Silicon's entire property, plant and equipment.
- *Impairment of goodwill*, which relates to the impairment charge of RMB 273.4 million for the goodwill originated from the historical acquisitions of equity interests in Tianwei Yingli. During the fourth quarter of 2011, we experienced both a decline in our operating results and a significant decrease in the market capitalization of our company, which represents one single reporting unit for the purpose of assessing goodwill impairment. In performing the first step of the impairment test of goodwill as of December 31, 2011, we determined that the fair value of our Company, which was estimated by us taking into account the quoted market price of our company's ADSs and an appropriate control premium amount, was less than the carrying value of its net assets. Accordingly, we performed the second step of the impairment test and determined that the implied fair value of the goodwill to be zero. As a result, we recorded an impairment charge to fully write off the carrying value of the goodwill as of December 31, 2011. No such provision was made in 2012.
- *Provision on the inventory purchase commitment under long-term polysilicon supply contracts*. In 2011, we recognized a provision of RMB851.7 million on our inventory purchase commitment under the long-term polysilicon supply contracts as a result of continuing decline in the polysilicon purchase price. No such provision was made in 2012.

[Table of Contents](#)

Taxation

Under current laws of the Cayman Islands and the British Virgin Islands, we are not subject to income or capital gains tax. Additionally, dividend payments made by us are not subject to withholding tax in the Cayman Islands and the British Virgin Islands.

In accordance with the FIE Income Tax Law and its implementation rules, as a foreign invested enterprise primarily engaged in manufacturing and in operation for more than ten years, Tianwei Yingli was entitled to an exemption from the 25% enterprise income tax for two years from its first profit making year following its conversion into a Sino-foreign equity joint venture company, specifically 2007 and 2008, and a 50% reduction in the subsequent three years, from 2009 to 2011.

On March 16, 2007, the National People's Congress passed the EIT Law, which replaces the FIE Income Tax Law and adopts a uniform income tax rate of 25% for most domestic enterprises and foreign investment enterprises. The EIT Law became effective on January 1, 2008. The EIT Law provides a five-year transition period from its effective date for enterprises established before the promulgation date of the EIT Law and which were entitled to preferential tax rates and treatments under the then effective tax laws or regulations. On December 26, 2007, the PRC government issued detailed implementation rules regarding the transitional preferential policies. Furthermore, under the EIT Law, entities that qualify as "high and new technology enterprises strongly supported by the state" are entitled to the preferential enterprise income tax rate of 15%. The Ministry of Science and Technology, the Ministry of Finance and the State Administration of Taxation jointly issued the Administrative Regulations on the Recognition of High and New Technology Enterprises on April 14, 2008 and the Guidelines for Recognition of High and New Technology Enterprises on July 8, 2008. Under the EIT Law and the various implementation rules, Tianwei Yingli continues to enjoy its unexpired tax holiday which is applied to the new income tax rate of 25%, resulting in a tax rate of 0% for 2008, 12.5% for 2009 to 2011. In August 2011, Tianwei Yingli renewed the certificate of "High and New Technology Enterprise" and extended the preferential income tax period for another three years starting from 2011. As a result, Tianwei Yingli is entitled to a preferential EIT rate of 15% from 2012 to 2013. Yingli China was established in October 2007 and was recognized by the Chinese government in December 2008 as a "High and New Technology Enterprise", the preferential enterprise income tax rate of 15% was applicable to Yingli China from 2008 to 2010. In August 2011, Yingli China renewed the certificate of "High and New Technology Enterprise" and extended the preferential income tax period for another three years starting from 2011. As a result, Yingli China is entitled to the preferential EIT rate of 15% from 2011 to 2013. In addition, Fine Silicon was recognized by the Chinese government in November 2009 as a "High and New Technology Enterprise". As a result, Fine Silicon was entitled to the preferential enterprise income tax rate of 15% from 2009 to 2011. Fine Silicon renewed the certificate of "High and New Technology Enterprise" and extended the preferential income tax period for another three years starting from 2012. Yingli Hainan was established in September 2009 in Hainan special economic zone and recognized by the Chinese government as a "High and New Technology Enterprise" under new EIT law in September 2011. Therefore, Yingli Hainan was entitled to the tax exemption for the first two years and half EIT rate for the subsequent three years upon generating any operational revenues. Yingli Hainan elected to defer the commencement of the abovementioned tax holidays until January 1, 2011. Therefore, Yingli Hainan is entitled to EIT exemption from 2011 to 2012 and a preferential EIT rate of 12.5% from 2013 to 2015.

Furthermore, continued qualification as a “high and new technology enterprise” is subject to a three-year review by the relevant government authorities in China, and in practice certain local tax authorities also require annual evaluation of the qualification. If renewed after our reapplication and relevant government authorities’ review and annual evaluation, a “High and New Technology Enterprise” status will enable Tianwei Yingli, Yingli China and Yingli Hainan to continue to enjoy the preferential income tax rate of 15% for another three years. These entities have passed all previous review and evaluation by relevant PRC government authorities for this qualification, and we expect them to continue to pass such review and evaluation in the future.

Moreover, the EIT Law and its implementation rules impose a 10% withholding tax, unless reduced by a tax treaty or agreement for distributions of dividends in respect of earnings accumulated beginning on January 1, 2008 by a foreign investment enterprise to its immediate overseas holding company, insofar as the latter is treated as a non-resident enterprise. Distributions of earnings generated before January 1, 2008 are exempt from such withholding tax. Therefore, we have not recognized a deferred tax liability for undistributed earnings through December 31, 2007. We intend to reinvest indefinitely undistributed earnings generated since 2008 and therefore have not recognized a deferred tax liability for those earnings.

Yingli Europe and Yingli Greece, two of our major overseas subsidiaries, are located in Germany and subject to a corporation income tax rate of 15% plus a solidarity surcharge of 5.5% on corporation income taxes. In addition, Yingli Europe and Yingli Greece are subject to a trade income tax rate of 17.15% and 12.775%, respectively. The aggregate statutory income tax rate in Yingli Europe and Yingli Greece are 32.975% and 28.6%, respectively. The German tax law and its relevant regulations impose a withholding income tax at 26.375% for dividends distributed by a Germany-resident enterprise to its immediate holding company outside Germany.

Critical Accounting Policies

We prepare our consolidated financial statements in accordance with U.S. GAAP, which requires us to make judgments, estimates and assumptions that affect (i) the reported amounts of assets and liabilities, (ii) disclosure of contingent assets and liabilities at the end of each reporting period and (iii) the reported amounts of revenues and expenses during each reporting period. We continually evaluate these estimates and assumptions based on historical experience, knowledge and assessment of current business and other conditions, expectations regarding the future based on available information and reasonable assumptions, which together form a basis for making judgments about matters not readily apparent from other sources. Since the use of estimates is an integral component of the financial reporting process, actual results could differ from those estimates. Some of our accounting policies require higher degrees of judgment than others in their application. We consider the policies discussed below to be critical to an understanding of our financial statements as their application places the most significant demands on the judgment of our management.

Accrued Warranty Obligations

Before September 30, 2011, our PV modules are typically sold with a two- or five-year limited warranty for defects in materials and workmanship, and a 10-year and 25-year warranty guaranteeing 90% and 80% of initial power generation capacity, respectively. To keep consistent with the industry practice, from October 1, 2011, we implemented a new and improved warranty term that guarantees 91.2% of nameplate power for 10 years, and 80.7% of nameplate power for a period of 25 years for multicrystalline PV modules and 98.0% of nameplate power for the first year, 92.0% of nameplate power for 10 years, and 82.0% of nameplate power for a period of 25 years for monocrystalline Panda PV modules. In addition, based on customers’ specific requirements, we also provide our multicrystalline PV modules with linear-based warranty which guarantees each year’s power output during the twenty-five-year warranty period. As a result, we bear the risk of warranty claims long after we have sold our products and recognized revenues. We have sold PV modules only since January 2003, and none of our PV modules have been in use for the entire warranty periods. In connection with our PV system sales in the PRC, we provide a one- to five- year warranty against defects in our modules, storage batteries, controllers and inverters. We perform industry-standard testing to test the quality, durability and safety of our products. As a result of such tests, we believe the quality, durability and safety of our products are within industry norms. Our estimate of the amount of our warranty obligations is based on the results of these tests, consideration given to the warranty accrual practice of other companies in the same business and our expected failure rate and costs to service failed products. Our warranty obligation will be affected by our estimated product failure rates, the costs to repair or replace failed products and potential service and delivery costs incurred in correcting product failure. Consequently, we accrue the equivalent of 1% of gross revenues as a warranty liability to accrue the estimated cost of our warranty obligations. As of December 31, 2012, RMB41.4 million (US\$6.6 million) in warranty costs were incurred or claimed, as a result of warranty claims for our PV modules that we had previously sold. As of December 31, 2010, 2011 and 2012, our accrued warranty costs amounted to RMB303.6 million, RMB457.7 million and RMB555.4 million (US\$89.1 million), respectively. As of December 31, 2010, 2011 and 2012, RMB 281.2 million, RMB425.4 million and RMB519.5 million (US\$83.4 million), respectively, in warranty costs were classified as non-current liabilities, which reflects our estimate of the timing of when the warranty expenditures will likely be made.

We charge actual warranty expenditures against the accrued warranty liability. To the extent that actual warranty expenditures differ significantly from estimates, we will revise our warranty provisions accordingly.

[Table of Contents](#)

Changes in the carrying amount of accrued warranty liability are as follows:

| | For the Year Ended December 31, | | | |
|---|---------------------------------|---------|----------|---------|
| | 2010 | 2011 | 2012 | |
| | RMB | RMB | RMB | US\$ |
| | (In thousands) | | | |
| Beginning balance | 189,233 | 303,641 | 457,733 | 73,471 |
| Warranty expense for current year sales | 125,155 | 154,091 | 109,915 | 17,643 |
| Warranty costs incurred or claimed | (10,747) | — | (12,291) | (1,973) |

| | | | | |
|--|---------|---------|---------|--------|
| Total accrued warranty cost | 303,641 | 457,732 | 555,357 | 89,141 |
| Less: accrued warranty cost, current portion | 22,469 | 32,383 | 35,819 | 5,749 |
| Accrued warranty cost, excluding current portion | 281,172 | 425,349 | 519,538 | 83,392 |

Long-Lived Assets

As of December 31, 2010, 2011 and 2012, our intangible assets primarily consisted of technical know-how, customer relationships, long-term supplier agreements and trademarks

We depreciate and amortize our property, plant, equipment and intangible assets, which are subject to amortization, using the straight-line method over the estimated useful lives of the assets. We make estimates of the useful lives of plant and equipment (including the salvage values) in order to determine the amount of depreciation expense to be recorded during each reporting period. We estimate the useful lives at the time the assets are acquired based on historical experience with similar assets as well as anticipated technological or other changes. If technological changes were to occur more rapidly than anticipated or in a different form than anticipated, we might shorten the useful lives assigned to these assets, which would result in the recognition of increased depreciation and amortization expense in the future periods. There has been no change to the estimated useful lives or salvage values during 2010 2011 and 2012.

We evaluate long-lived assets, including property, plant and equipment and intangible assets, which are subject to amortization, for impairment whenever events or changes in circumstances indicate that the carrying amount of an asset may not be recoverable. We assess recoverability by comparing the carrying amount of an asset to estimated undiscounted future cash flows expected to be generated by the asset. If the carrying amount of an asset exceeds its estimated undiscounted future cash flows, we recognize an impairment charge based on the amount by which the carrying amount of the asset exceeds the fair value of the asset. We estimate the fair value of the asset based on the best information available, including prices for similar assets and in the absence of an observable market price, the results of using a present value technique to estimate the fair value of the asset. Intangible assets that are not subject to amortization are tested annually for impairment, and are tested for impairment more frequently if events and circumstances indicate that the asset might be impaired. For intangible assets that are not subject to amortization, an impairment loss is recognized to the extent that the carrying amount exceeds the asset's fair value.

For the year ended December 31, 2011, due to a continuing decline in the spot market price of polysilicon, the profit-generating ability of Fine Silicon's assets was less than expected. Therefore, we recognized an impairment of property, plant and equipment of Fine Silicon in an amount of RMB2,275.0 million to reflect the above change.

For the year ended December 31, 2012, due to a continuing decline in the spot market price of polysilicon, the profit-generating ability of Fine Silicon's assets was less than expected. Therefore, we recognized an impairment of property, plant and equipment of Fine Silicon in an amount of RMB200.5 million (US\$32.2 million) to reflect the above change.

[Table of Contents](#)

Furthermore, due to the significant reduction of our market capitalization, impairment of goodwill of RMB273.4 million was recognized in 2011, which originated from the historical acquisitions of equity interests in Tianwei Yingli.

Share-Based Compensation

As further described in Note 19 to our consolidated financial statements, we account for share-based compensation under FASB ASC Topic 718, "Compensation — Stock Compensation." Under ASC Topic 718, the cost of all share-based payment transactions must be recognized in our consolidated financial statements based on their grant-date fair value over the vesting period, which is generally the period from the date of grant to the date when the share compensation is no longer contingent upon additional service from the employee, or the vesting period. We determine the fair value of our employees' share options as of the grant date using the Black-Scholes option pricing model.

Under this model, we make a number of assumptions regarding the fair value of the options, including:

- the estimated fair value of our ordinary shares on the grant date;
- the maturity of the options;
- the expected volatility of our future ordinary share price;
- the risk-free interest rate, and;
- the expected dividend rate.

For the share options granted after our initial public offering, the fair value of our ordinary share on the grant date is determined by the closing trade price of our ordinary shares on the grant date. Prior to 2011, due to the lack of a sufficient trading history at the time the options were issued, we estimated the expected volatility of our ordinary share price by referring to 11 comparable companies in the PV manufacturing business whose shares are publicly traded over the most recent period to be equal to the expected option life of our employees' share option. Starting in 2011, our calculation of expected volatility was based on the historical volatility of our stock price.

We had 4,812,887, 5,824,106 and 5,349,942 employee share options outstanding as of December 31, 2010, 2011 and 2012, respectively. The following table sets forth information regarding our outstanding employee share options as of December 31, 2010, 2011 and 2012:

| | Number of Shares | Weighted Average Exercise Price | Weighted Average Remaining Contractual Term | Aggregate Intrinsic Value (in thousands) |
|---|------------------|--|---|---|
| Outstanding as of December 31, 2009 | 4,559,239 | US\$ 10.23 | | |
| Granted | 426,500 | US\$ 11.63 | | |
| Exercised | (139,200) | US\$ 4.28 | | US\$ (780) |
| Forfeited | (33,652) | US\$ 3.18 | | |
| Outstanding as of December 31, 2010 | 4,812,887 | US\$ 10.58 | | |
| Granted | 4,030,306 | US\$ 5.19 | | |
| Exercised | (25,250) | US\$ 3.66 | | US\$ (4) |
| Forfeited or Cancelled | (2,993,837) | US\$ 14.95 | | |
| Outstanding as of December 31, 2011 | 5,824,106 | US\$ 4.63 | 7.21 years | US\$ 1,427 |
| Granted or Reissued | — | US\$ — | | |
| Exercised | — | US\$ — | | |
| Forfeited or Cancelled | (474,164) | US\$ 5.46 | | |
| Outstanding as of December 31, 2012 | 5,349,942 | US\$ 4.55 | | |
| Vested and expected to vest as of December 31, 2012 | 5,349,942 | US\$ 4.55 | 6.21 years | US\$ 485 |
| Exercisable as of December 31, 2012 | 3,043,402 | US\$ 3.72 | 6.16 years | US\$ 216 |

In addition to the share options, we granted a total of 2,641,060 restricted shares under our 2006 stock incentive plan for the benefit of 81 participants, consisting of 751,840 restricted shares granted to seven directors and officers of Yingli Green Energy and 1,879,428 restricted shares to 74 other employees and non-employees, consisting 9,792 restricted shares forfeited, as of December 31, 2012. None of these restricted shares remained unvested as of December 31, 2012. Share-based compensation expense with respect to the unvested restricted shares granted to the employee was measured based on the estimated stock issuance price of our initial public offering of US\$11 at the date of grant and is recognized on a straight-line basis over the five-year period. We account for equity instrument issued to non-employee vendors in accordance with the provisions of FASB ASC Topic 505-50, “Equity Payments to Non-employees” under the fair value method. The measurement date of the fair value of the equity instrument issued is the date on which the consultant’s performance was completed. Prior to the measurement date, the equity instruments are measured at their then-current fair values at each of the reporting dates. Share-based expense recognized over the service period is adjusted to reflect changes in the fair value of the ordinary shares between the reporting periods up to the measurement date.

[Table of Contents](#)

We recorded non-cash share-based compensation expense of RMB74.8 million (or US\$11.3 million as translated at the applicable average exchange rate prevailing during the period) for the year ended December 31, 2010, RMB73.9 million (or US\$11.5 million as translated at the applicable average exchange rate prevailing during the period) for the year ended December 31, 2011 and RMB35.5 million (or US\$5.7 million as translated at the applicable average exchange rate prevailing during the period) for the year ended December 31, 2012.

Changes in our estimates and assumptions regarding the expected volatility and valuation of our ordinary shares could significantly impact the estimated fair values of our share options and, as a result, our net income and the net income available to our ordinary shareholders.

Based on the closing price of our ordinary shares of US\$2.35 per share as of December 31, 2012, the aggregate intrinsic value of the options outstanding as of December 31, 2012 was approximately US\$0.2 million.

Valuation of Inventories

Our inventories are stated at the lower of cost or market. We routinely evaluate quantities and value of our inventories in light of current market conditions and market trends, and record a write-down against the cost of inventories for a decline in market. Expected demand and anticipated sales price are the key factors affecting our inventory valuation analysis. For purposes of our inventory valuation analysis, we develop expected demand and anticipated sales prices primarily based on sales orders and, to a far lesser extent, industry trends and individual customer analysis. We also consider sales and sales orders after each reporting period-end but before the issuance of our financial statements to assess the accuracy of our inventory valuation estimates. Historically, actual demand and sales price have generally been consistent with or greater than expected demand and anticipated sales price used for purposes of the our inventory valuation analysis. The evaluation also takes into consideration new product development schedules, the effect that new products might have on the sale of existing products, product obsolescence, customer concentrations, product merchantability and other factors. Market conditions are subject to change and actual consumption of inventories could differ from forecasted demand. Furthermore, the price of polysilicon, our primary raw material, is subject to fluctuations based on global supply and demand. Our management continually monitors the changes in the purchase price paid for polysilicon, including prepayments to suppliers, and the impact of such change on our ability to recover the cost of inventory and our prepayments to suppliers. Our products have a long life cycle and obsolescence has not historically been a significant factor in the valuation of inventories. For the years ended December 31, 2010, 2011 and 2012, inventory write-downs, which are included in cost of revenues, were RMB16.5 million, RMB469.9 million and RMB665.4 million (US\$106.8 million), respectively.

Firm Purchase Commitment

Until the third quarter of 2008, an industry-wide shortage of high purity polysilicon coupled with growing demand for PV modules caused the increases of polysilicon prices. In order to ensure the adequate supply of polysilicon, we entered into several long-term fixed price supply contracts from 2006 to 2011 under which the polysilicon would be delivered from 2009 to 2020. However, from the second quarter of 2011, the polysilicon price has decreased significantly as the result of increased polysilicon manufacturing capacity and the pressure from the decreasing average selling price of PV modules. As a result, we recognized a provision of RMB 851.7 million on our firm purchase commitments under the long-term fixed price polysilicon contracts as of December 31, 2011. The provision was determined by applying a methodology similar to that used in the lower of cost or market evaluation with respect to inventory. During the years ended December 31, 2011 and 2012, notwithstanding that the firm purchase commitments under the long-term fixed price contracts continued to be in effect, through negotiations with the vendors we were able to obtain various pricing concessions from the vendors which resulted in the actual purchase price paid by us to be less than the stated contract price. We believe that we will be able to continue to purchase from the polysilicon vendors at lower, renegotiated prices that are in line with the market price. We have therefore reclassified the accrual for potential losses on inventory firm purchase commitments of RMB 851.7 million as of December 31, 2012 to an accrual for loss contingency related to the inventory purchase commitments. The accrued amount of RMB 851.7 million represents our best estimate for the loss contingency, taking into consideration the expected future renegotiated purchase prices to execute the contracts.

Allowance for Doubtful Accounts.

We establish an allowance for doubtful accounts for the estimated loss on receivables when collection may no longer be reasonably assured. We assess collectability of receivables based on a number of factors including the customer's financial condition and creditworthiness. We make credit sales to major strategic customers in Europe. To reduce credit risks relating to other customers, we require some of our customers to pay a major portion of the purchase price by letters of credit. For the years ended December 31, 2010, 2011 and 2012, our provision for doubtful accounts amounted to RMB0.8 million, RMB45.6 million and RMB74.0 million (US\$11.9 million), respectively. The increase in allowance for doubtful accounts in 2012 was primarily due to the provision we made as a result of two customers' prolonged failure to settle accounts receivable and the continuing deterioration of their financial condition and creditworthiness. We made a total provision of RMB67.1 million(US\$10.8 million) in 2012 for the doubtful accounts receivable related to these two customers. We recorded a reversal of allowance for doubtful accounts of RMB6.6 million and RMB5.4 million(US\$0.9 million) in 2011 and 2012, respectively, primarily due to the collection of previously reserved amount from customers.

Table of Contents

The following table presents the movement of allowance for doubtful accounts for the years ended December 31, 2010, 2011 and 2012:

| | Year Ended December 31, | | | |
|--|-------------------------|-----------|-----------|----------|
| | 2010 | 2011 | 2012 | |
| | RMB | RMB | RMB | US\$ |
| | (In thousands) | | | |
| Beginning balance | (323,025) | (309,482) | (343,306) | (55,104) |
| Additions | (788) | (45,612) | (73,962) | (11,872) |
| Reversal of allowance for doubtful accounts | 13,886 | 6,624 | 5,401 | 867 |
| Write-off of accounts receivable charged against the allowance | 445 | 5,164 | 124,516 | 19,986 |
| Ending balance | (309,482) | (343,306) | (287,351) | (46,123) |

Results of Operations

The following table sets forth a summary of our results of operations for the periods indicated. Our historical results presented below are not necessarily indicative of the results that may be expected for any future period.

| | For the Year Ended December 31, | | | | | |
|-------------------------------------|------------------------------------|--------|--------------|--------|--------------|-------------|
| | 2010 | | 2011 | | 2012 | |
| | RMB | % | RMB | % | RMB | US\$ |
| | (In thousands, except percentages) | | | | | |
| Net revenues: | | | | | | |
| Sales of PV modules | 12,276,854 | 98.2% | 14,397,086 | 98.1% | 10,989,767 | 1,763,979 |
| Sales of PV systems | 56,662 | 0.5 | 53,731 | 0.4 | 171,013 | 27,449 |
| Other revenues | 166,471 | 1.3 | 227,148 | 1.5 | 231,148 | 37,102 |
| Total net revenues | 12,499,987 | 100.0% | 14,677,965 | 100.0% | 11,391,928 | 1,828,530 |
| Cost of revenues: | | | | | | |
| Cost of PV modules sales | (8,131,218) | (65.0) | (11,905,502) | (81.1) | (11,329,951) | (1,818,582) |
| Cost of PV systems sales | (49,190) | (0.4) | (43,280) | (0.3) | (155,310) | (24,929) |
| Cost of other revenues | (166,794) | (1.3) | (279,504) | (1.9) | (275,468) | (44,216) |
| Total cost of revenues | (8,347,202) | (66.8) | (12,228,286) | (83.3) | (11,760,729) | (1,887,727) |
| Gross profit (loss) | 4,152,785 | 33.2 | 2,449,679 | 16.7 | (368,801) | (59,197) |
| Operating expenses: | | | | | | |
| Selling expenses | (780,244) | (6.2) | (818,022) | (5.6) | (893,332) | (143,390) |
| General and administrative expenses | (467,516) | (3.7) | (602,728) | (4.1) | (804,587) | (129,145) |
| Research and development expenses | (137,525) | (1.1) | (284,909) | (1.9) | (187,538) | (30,102) |

| | | | | | | | |
|---|-----------|-------|-------------|--------|-------------|-----------|--------|
| Provisions for (recovery of) doubtful accounts receivable | (13,098) | (0.1) | (38,988) | (0.3) | (68,561) | (11,005) | (0.6) |
| Impairment of goodwill | — | — | (273,382) | (1.9) | — | — | — |
| Impairment of long-lived assets | — | — | (2,275,024) | (15.5) | (200,497) | (32,182) | (1.8) |
| Provision for inventory purchase commitments | — | — | (851,694) | (5.8) | — | — | — |
| Total operating expenses | 1,372,187 | 11.0 | (5,144,747) | (35.1) | (2,154,515) | (345,824) | (18.9) |
| Income (loss) from operations | 2,780,598 | 22.2 | (2,695,068) | (18.4) | (2,523,316) | (405,021) | (22.2) |
| Equity in losses (income) of affiliates, net | (628) | 0.0 | (9,557) | (0.1) | 507 | 81 | 0.0 |
| Interest expense, net | (422,019) | (3.4) | (597,885) | (4.1) | (850,678) | (136,543) | (7.5) |
| Foreign currency exchange losses, net | (338,216) | (2.7) | (190,475) | (1.3) | (78,599) | (12,616) | (0.7) |

[Table of Contents](#)

| | For the Year Ended December 31, | | | | | |
|--|---------------------------------|-------|-------------|--------|-------------|-------------------|
| | 2010 | | 2011 | | 2012 | |
| | RMB | % | RMB | % | RMB | US\$ % |
| (In thousands, except percentages) | | | | | | |
| Gain on bargain purchase from an acquisition | — | — | 52,202 | 0.4 | — | — |
| Other income | 11,764 | 0.1 | 41,593 | 0.3 | 54,457 | 8,741 0.50 |
| Income tax (expense) benefit | (333,466) | (2.7) | 133,413 | 0.9 | 205,742 | 33,024 1.80 |
| Net income (loss) | 1,698,033 | 13.6 | (3,265,777) | (22.2) | (3,191,887) | (512,334) (28.00) |
| Less: Loss (earnings) attributable to the noncontrolling interests | (311,257) | (2.5) | 56,866 | 0.4 | 127,475 | 20,461 1.10 |
| Net income (loss) attributable to Yingli Green Energy | 1,386,776 | 11.1 | (3,208,911) | (21.9) | (3,064,412) | (491,873) (26.90) |

Year Ended December 31, 2012 Compared to Year Ended December 31, 2011

Net Revenues. Our total net revenues were RMB11,391.9 million (US\$1,828.5 million) in 2012, which decreased by 22.4% from RMB14,678.0 million in 2011. The PV module shipment volume in 2012 was 2,297.1 megawatts, an increase of 43.2% from 1,603.8 megawatts in 2011. The increase in total shipments was primarily due to higher recognition of our brand, proven performance of our products, our differentiated market channels and end market diversification. The decrease in net revenues was mainly due to the significant industry-wide decline in the average selling price for PV modules compared to 2011, partially offset by an increase in the PV module shipment volume. The average selling price of PV modules for 2012 was US\$0.77 per watt, compared to the average selling price of US\$1.43 per watt in 2011.

Net revenues from sales of PV modules were RMB10,989.8 million (US\$1,764.0 million), or 96.5% of total net revenues in 2012, compared to RMB14,397.1 million, or 98.1% of total net revenues in 2011. Our PV module sales in Germany were RMB4,765.3 million (US\$764.9 million), or 41.8% of our total net revenues, in 2012, which decreased from RMB6,595.1 million, or 44.9% of total net revenues, in 2011. Our PV module sales in Italy in 2012 were RMB389.2 million (US\$62.5 million), or 3.4% of our total net revenues, which decreased from RMB700.6 million, or 4.8% of total net revenues, in 2011. Our PV module sales in Spain in 2012 were RMB381.9 million (US\$61.3 million), or 3.4% of our total net revenues, which decreased from RMB511.8 million, or 3.5% of total net revenues, in 2011. Our PV module sales in the United States in 2012 were RMB1,600.7 million (US\$256.9 million), or 14.1% of our total net revenues, which decreased from RMB2,137.2 million, or 14.6% of our total net revenues, in 2011. Our PV module sales in China in 2012 were RMB2,251.2 million (US\$361.3 million), or 23.3% of our total net revenues, which decreased from RMB2,985.3 million, or 20.3% of our total net revenues, in 2011. The decrease in our PV module sales was due to the decline in the average selling price for PV modules from 2011.

Net revenues from sales of PV systems were RMB171.0 million (US\$27.4 million), or 1.5% of total net revenues, in 2012, compared to RMB53.7 million, or 0.4% of total net revenues, in 2011. All of our net revenues from sales of PV systems in 2012 were derived from China. Other revenues amounted to RMB231.1 million (US\$37.1 million) in 2012, primarily from sales of raw materials and low efficiency PV cells, compared to RMB227.1 million in 2011. Other revenues as a percentage of total net revenues was 2.0% in 2012 and 1.5% in 2011.

Cost of Revenues. Cost of PV modules sales as a percentage of net revenues from PV modules was 103.1% in 2012, compared to 82.7% in 2011. The increase in the cost of PV modules as a percentage of net revenues from PV modules in 2012 from 2011 was primarily a result of the decrease in the average selling price for PV modules and an increase in inventory provision from RMB 469.9 million in 2011 to RMB 665.4 million (US\$106.8 million) in 2012, which was partially offset by the decrease in polysilicon cost and our continuous efforts in reducing polysilicon consumption per watt and non-polysilicon processing costs.

Cost of PV systems sales as a percentage of net revenues from PV systems was 90.8% in 2012, as compared to 80.5% in 2011. The increase in cost of PV systems as a percentage of net revenues from PV systems in 2012 from 2011 was primarily a result of the decrease in the average selling price for PV systems.

Gross Loss (Profit). As a result of the factors described above, our gross loss was RMB368.8 million (US\$59.2 million) in 2012, compared to gross profit of RMB2,449.7 million in 2011. Our gross margin was negative 3.2% in 2012, compared to 16.7% in 2011. The significant decrease in gross margin in 2012 was primarily a result of the decrease in the average selling price for PV modules and the inventory provision.

Operating Expenses. Our operating expenses were RMB2,154.5 million (US\$345.8 million) in 2012, which decreased from RMB5,144.7 million in 2011. Operating expenses as a percentage of net revenue significantly decreased to 18.9% in 2012 from 35.1% in 2011. The decrease in operating expenses from 2011 to 2012 was primarily due to the following reasons:

- *Selling Expenses.* Our selling expenses were RMB893.3 million (US\$143.4 million), which increased from RMB818.0 million in 2011. This increase was primarily due to the increased PV module shipment volume. Selling expenses as a percentage of net revenues increased to 7.8% in 2012 from 5.6% in 2011.
- *General and Administrative Expenses.* Our general and administrative expenses were RMB804.6 million (US\$129.1 million), which increased from RMB602.7 million in 2011. The increase in general and administrative expenses in 2012 was primarily caused by an expanded scale of business. General and administrative expenses as a percentage of net revenues increased to 7.1% in 2012 from 4.1% in 2011.
- *Research and Development Expenses.* Our research and development expenses were RMB187.5 million (US\$30.1 million) in 2012, compared to RMB284.9 million in 2011. Our research and development expenses in 2012 primarily resulted from our continuous and more focused research and development efforts.
- *Impairment of Long-Lived Assets.* In 2012, we recognized an impairment of long-lived assets of Fine Silicon of RMB200.5 million (US\$32.2 million), compared to RMB2,275.0 million in 2011.
- *Impairment of Goodwill.* In 2011, we recognized an impairment of goodwill of RMB273.4 million originated from the historical acquisitions of equity interests in 2006, 2007 and 2008 in Tianwei Yingli. We did not recognize any impairment of goodwill in 2012.
- *Provision on the Inventory Purchase Commitments under Long-Term Polysilicon Supply Contracts.* In 2011, we recognized a provision of RMB851.7 million on our inventory purchase commitments under long-term polysilicon supply contracts as a result of continuing decline in the polysilicon purchase price. We did not recognize any such provision in 2012.

[Table of Contents](#)

Loss from Operations. Loss from operations was RMB2,523.3 million (US\$405.0 million) in 2012, compared to RMB2,695.1 million in 2011. As a result of the cumulative effect of the above factors, operating loss margin was 22.2% in 2012, compared to 18.4% in 2011.

Interest Expense, Net. Net interest expense was RMB850.7 million (US\$136.5 million) in 2012, which increased from RMB597.9 million in 2011. The increase in interest expense was consistent with the increase in long-term debt from RMB5,858.3 million as of December 31, 2011 to RMB7,988.4 million (US\$1,282.2 million) as of December 31, 2012.

Foreign Currency Exchange Losses. Foreign currency exchange loss was RMB78.6 million (US\$ 12.6 million) in 2012, compared to foreign currency exchange loss of RMB190.5 million in 2011. The foreign currency exchange loss was primarily due to the depreciation of the Euro and U.S. dollars against the Renminbi in 2012.

Income Tax Benefit. We recognized an income tax benefit of RMB205.7 million (US\$33.0 million) in 2012, compared to RMB133.4 million in 2011. The income tax benefit in 2012 and 2011 mainly resulted from a deferred income tax benefit recognized in connection with the net loss.

Loss Attributable to the Noncontrolling Interests. In 2012, loss attributable to the noncontrolling interests was RMB127.5 million (US\$20.5 million), compared to RMB56.9 million in 2011.

Net Loss Attributable to Yingli Green Energy. As a result of the cumulative effect of the above factors, our net loss was RMB3,064.4 million (US\$491.9 million) in 2012, compared to RMB3,208.9 million in 2011.

Year Ended December 31, 2011 Compared to Year Ended December 31, 2010

Net Revenues. Our total net revenues were RMB14,678.0 million in 2011, which increased by 17.4% from RMB12,500.0 million in 2010. PV module shipment volume in 2011 was 1,603.8 megawatts, an increase of 51.1% from 1,061.6 megawatts in 2010. The increase in total shipments was primarily due to higher recognition of our brand, proven performance of our products and our differentiated market channels and end market diversification, and was supported by the completion of an additional 600 megawatts of production capacity for each of polysilicon ingots and wafers, PV cells and PV modules in the third quarter of 2011. The increase in net revenues was consistent with the increase in shipment volume year over year and was partially offset by the decline in the average selling price for PV modules compared to 2010. The average selling price of PV modules for 2011 was US\$1.43 per watt, compared to the average selling price of US\$1.75 per watt in 2010.

Net revenues from sales of PV modules were RMB14,397.1 million, or 98.1% of total net revenues in 2011, as compared to RMB12,276.9 million, or 98.2% of total net revenues in 2010. Our PV module sales in Germany were RMB6,595.1 million, or 44.9% of our total net revenues, in 2011, which decreased from PV module sales in Germany of RMB7,078.2 million, or 56.6% of total net revenues, in 2010. Our PV module sales in Italy in 2011 were RMB700.6 million, or 4.8% of our total net revenues, which decreased from PV module sales in Italy of RMB853.8 million, or 6.8% of total net revenues, in 2010. Our PV module sales in Spain in 2011 were RMB511.8 million, or 3.5% of our total net revenues, which decreased from PV module sales in Spain of RMB704.4 million, or 5.7% of total net revenues, in 2010. In addition, our PV module sales in the United States in 2011 were RMB2,137.2

million, or 14.6% of our total net revenues, which increased from PV module sales in the United States of RMB1,217.0 million, or 9.7% of our total net revenues in 2010. Meanwhile, our PV module sales in the PRC in 2011 were RMB2,985.3 million, or 20.3% of our total net revenues, which increased from PV module sales in the PRC of RMB552.1 million, or 4.2% of our total net revenues in 2010. The increase in our PV module sales in the United States and the PRC was primarily due to increased demand in the both countries and our increasing brand recognition.

Net revenues from sales of PV systems were RMB53.7 million, or 0.4% of total net revenues in 2011, compared to RMB56.7 million, or 0.5% of total net revenues, in 2010. All of our net revenues from sales of PV systems in 2011 were derived from China. Other revenues amounted to RMB227.1 million in 2011, primarily from sales of raw materials and low efficiency PV cells, compared to RMB166.5 million in 2010. Other revenue as a percentage of total net revenues was 1.5% in 2011 and 1.3% in 2010.

Cost of Revenues. Cost of PV modules sales as a percentage of net revenues from PV modules was 82.7% in 2011, compared to 66.2% in 2010. The increase in cost of PV modules as a percentage of net revenues from PV modules in 2011 from 2010 was primarily a result of the decrease in the average selling price for PV modules, and an increase in inventory provision of RMB 453.4 million which was partially offset by the decrease in polysilicon cost and our continuous efforts in reducing polysilicon consumption per watt and non-polysilicon processing costs.

Cost of PV systems sales as a percentage of net revenues from PV systems was 80.5% in 2011, as compared to 86.8% in 2010. The decrease in cost of PV systems as a percentage of net revenues from PV systems in 2011 from 2010 was primarily due to the decrease in the polysilicon cost and our continuous efforts in reducing processing costs.

[Table of Contents](#)

Gross Profit. As a result of the factors described above, our gross profit was RMB2,449.7 million in 2011, which significantly decreased from RMB4,152.8 million in 2010. Our gross profit margin was 16.7% in 2011, compared to 33.2% in 2010. The significant decrease in gross margin for 2011 was primarily a result of the decrease in the average selling price for PV modules and the inventory provision.

Operating Expenses. Our operating expenses were RMB5,144.7 million in 2011, which significantly increased from RMB1,372.2 million in 2010. Operating expenses as a percentage of net revenue significantly increased to 35.1% in 2011 from 11.0% in 2010. The increase in operating expenses was primarily due to the following reasons:

- *Selling Expenses.* Our selling expenses were RMB818.0 million in 2011, which increased from RMB780.2 million in 2010. This increase was primarily due to increase in shipping cost for our PV modules to RMB290.7 million, an increase in marketing expense to RMB149.6 million relating to our expanded scale of operations and the expenses in relation to our sponsorships for 2014 FIFA World Cup™, U.S. Soccer and the FCB football club. Selling expenses as a percentage of net revenues decreased to 5.6% in 2011 from 6.3% in 2010.
- *General and Administrative Expenses.* Our general and administrative expenses were RMB602.7 million in 2011, which increased from RMB467.5 million in 2010. The increase in general and administrative expenses in 2011 was primarily due to the increased salary expenses related to the expansion of our operations. General and administrative expenses as a percentage of net revenues increased to 4.1% in 2011 from 3.7% in 2010.
- *Research and Development Expenses.* Our research and development expenses were RMB284.9 million in 2011, compared to RMB137.5 million in 2010. Our research and development expenses in 2011 primarily related to the increased investment in Project PANDA. Research and development expenses as a percentage of net revenues were 1.9% in 2011 and 1.1% in 2010.
- *Provision for Doubtful Accounts Receivable.* In 2011, we recognized the provision for doubtful accounts receivable of RMB45.6 million, which was partially offset by the reversal of RMB6.6 million. We recorded a reversal of allowance for doubtful accounts in an amount of RMB13.9 million in 2010, primarily due to the collection from a customer, which was partially offset by provision for doubtful accounts of RMB0.8 million.
- *Impairment of Goodwill.* In 2011, we recognized an impairment of goodwill of RMB273.4 million originated from the historical acquisitions of equity interests in 2006, 2007 and 2008 in Tianwei Yingli.
- *Impairment of Long-Lived Assets.* In the fourth quarter of 2011, we recognized an impairment of long-lived assets of Fine Silicon of RMB2,275.0 million to reflect its less than expected profit-generating ability due to the continuing decline in the spot market price of polysilicon.
- *Provision on the Inventory Purchase Commitment under Long-Term Polysilicon Supply Contracts.* In 2011, we recognized a provision of RMB851.7 million on our inventory purchase commitment under long-term polysilicon supply contracts as a result of continuing decline in the polysilicon purchase price.

Loss from Operations. Loss from operations was RMB2,695.1 million in 2011, compared to income from operations of RMB2,780.6 million in 2010. As a result of the cumulative effect of the above factors, operating loss margin was 18.4% in 2011, compared to operating profit margin was 22.2% in 2010.

Interest Expense, Net. Net interest expense was RMB597.9 million in 2011, which increased from RMB422.0 million in 2010. The interest expense in 2011 included non-cash interest expenses of RMB23.5 million, primarily related to certain financial instruments issued in 2009, compared to non-cash interest expenses of RMB131.5 million in 2010. After excluding the non-cash interest expenses, interest expense was RMB603.3 million, compared to

RMB306.5 million in 2010. The increase in interest expense was consistent with the increase in short-term borrowings from RMB5,857.9 million as of December 31, 2010 to RMB8,225.1 million as of December 31, 2011 and the increase in long-term debt from RMB2,496.5 million as of December 31, 2010 to RMB3,451.9 million as of December 31, 2011. The weighted average interest rate for these borrowings in 2011 was 6.3%, which decreased slightly from 6.4% in 2010.

Foreign Currency Exchange Losses. Foreign currency exchange loss was RMB190.5 million in 2011, compared to a foreign currency exchange loss was RMB338.2 million in 2010. The foreign currency exchange loss in 2011 was primarily due to the depreciation of the Euro and U.S. dollars against the Renminbi in 2011.

Income Tax Benefit (Expense). We recognized an income tax benefit of RMB133.4 million in 2011, compared to an income tax expense of RMB333.5 million in 2010. The income tax benefit in 2011 was primarily attributable to the net operating loss in 2011. The income tax expense in 2010 was primarily attributable to the net operating income generated by Tianwei Yingli and Yingli China.

Earnings (Loss) Attributable to the Noncontrolling Interests. In 2011, loss attributable to the noncontrolling interests was RMB56.9 million, compared to earnings attributable to the noncontrolling interests of RMB311.3 million in 2010.

[Table of Contents](#)

Net Income (Loss) Attributable to Yingli Green Energy. As a result of the cumulative effect of the above factors, our net loss was RMB3,208.9 million in 2011 as compared to net income of RMB1,386.8 million in 2010.

B. Liquidity and Capital Resources

We require a significant amount of cash to fund our operations. We will also require cash to meet future capital requirements, which may be difficult to predict. In particular, we may need capital to fund the future expansion of our facilities and research and development activities in order to remain competitive.

Cash Flows and Working Capital

Our ability to continue as a going concern for a reasonable period of time largely depends on the ability of our management to successfully execute our business plan (including increasing sales while decreasing operating costs and expenses) and, if required, the ability to obtain additional funds from third parties, including banks, and from our related parties or from the issuance of additional equity or debt securities. Our management believes that increased sales as we expand our market presence in Europe, the United States, China and other target markets, as well as the proceeds from our other completed or potential equity or debt issuances, long-term bank borrowings and other financings entered into from time to time, will enable us to fund our operational cash flow needs and meet our commitments and current liabilities, for a reasonable period of time. In our opinion, our working capital is sufficient for our present requirements.

The primary sources of our financing have been borrowings from banks and other third parties, and private placements of our debt, equity and equity-linked securities as well as our initial public offering, the follow-on offering, convertible senior notes offering, and medium-term notes. As of December 31, 2012, we had RMB2,084.9 million (US\$334.6 million) in cash, RMB966.9 million (US\$155.2 million) in restricted cash, RMB7,526.0 million (US\$1,208.0 million) in outstanding short-term borrowings (including the current portion of long-term debt) and RMB7,988.4 million (US\$1,282.2 million) in outstanding long-term debt (excluding the current portion).

As of December 31, 2012, our cash consisted of cash on hand, cash in bank accounts and interest-bearing savings accounts, and our restricted cash consisted of bank deposits for securing letters of credit, letters of guarantee granted to us and bank deposits for securing a long-term loan facility.

Our outstanding short-term borrowings (including the current portion of long-term debt) as of December 31, 2012 were RMB7,526.0 million (US\$1,208.0 million), and bore a weighted-average interest rate of 5.9%. Such borrowings were made principally to support our working capital requirements and to repay short-term borrowings. Our short-term borrowings from banks have a term of less than one year and expire at various times throughout the year. We have historically negotiated renewal of certain of these borrowings shortly before they mature.

Our outstanding long-term debt as of December 31, 2012 was RMB7,988.4 million (US\$1,282.2 million), consisting of RMB4,076.5 million (US\$654.3 million) long-term bank borrowings and RMB3,911.9 million (US\$627.9 million) in borrowings from other parties (excluding the current portion). Such borrowings were made principally to fund our manufacturing facility expansion projects, increased working capital needs and replacement of short-term loans with high interest rates.

In October 2010, under a plan to issue up to 2.4 billion RMB-dominated unsecured five-year medium-term notes registered with the PRC National Association of Financial Market Institutional Investors, Tianwei Yingli completed the First Tranche Issue of RMB-denominated unsecured five-year medium-term notes in the amount of RMB1.0 billion, which will mature on October 13, 2015. Tianwei Yingli has an option to call the notes at the end of the third year from issuance. Upon exercise of the call option, the re-purchase amount equals to the par value of the notes plus any unpaid interest. The First Tranche Issue bears a fixed annual interest rate of 4.3% per annum in the first three years, which will increase to 5.7% per annum in the remaining two years if Tianwei Yingli chooses not to call the notes on October 13, 2013. In May 2011, the Second Tranche Issue of RMB-denominated unsecured five-year medium-term notes in the amount of RMB1.4 billion (US\$222.4 million) was completed by Tianwei Yingli, which will mature on May 12, 2016. The Second Tranche Issue bears a fixed annual interest rate of 6.15%.

In August 2010, Tianwei Yingli entered into a two-year RMB1.0 billion loan agreement at an interest rate applicable to the export seller's credit which

is renewed quarterly with the Export-Import Bank of China. The loan is unsecured and repayable upon maturity.

In March 2011, Yingli China entered into a 45-month RMB1.0 billion loan agreement at a floating interest rate of the three- to five-year Renminbi benchmark loan rate plus an additional 10% per annum with the Bank of Communications Co., Ltd. The loan is secured by Yingli China's fixed assets. As of December 31, 2012, Yingli China had withdrawn RMB367.5 million (US\$58.4 million) under this agreement.

[Table of Contents](#)

In May 2012, Yingli China completed its issuance of 1.5 billion RMB-denominated unsecured medium-term notes. The issuance is composed of 300 million RMB-denominated five-year medium-term notes and 1.2 billion RMB-denominated three-year medium-term notes. The five-year notes bear a fixed annual interest rate of 6.01% and will mature on May 3, 2017. The three-year notes bear a fixed annual interest rate of 5.78% and will mature on May 3, 2015.

We have historically been able to repay our borrowings mostly from refinancing or new or additional borrowings from our shareholders, related parties, other third parties as well as proceeds from our initial public offering, the follow-on offering, and the convertible senior notes offering. We assess our cash flow position from time to time and if appropriate, we plan to use the cash generated from our operations as well as to utilize a portion of the proceeds from future debt or equity offerings to prepay some of our outstanding credit facilities to improve our balance sheet position. If we are unable to obtain alternative funding or generate cash from our operations as required, our business and prospects may suffer. See "Item 3.D. Risk Factors — Risks Related to Us and the PV Industry — We have significant outstanding short-term borrowings, and we may not be able to obtain extensions when they mature."

On December 15, 2010, US\$171.3 million aggregate principle amount of the convertible senior notes was repurchased by us and settled in cash, and the remaining balance of US\$1.2 million was repurchased by us and settled in cash on December 14, 2012.

In addition, a number of our loan agreements contain financial covenants that require us to maintain certain financial ratios, including debt to EBITDA ratios. The worsening operating environment that has generally affected companies operating in our industry since the fourth quarter of 2008 had led to potential breaches of certain financial covenants under some of our loan agreements. In response to such potential breaches, we have had to negotiate with the relevant lenders terms of prepayment or to amend those financial covenants to prevent actual breaches from occurring, for example, by resetting the financial covenants for the relevant loan agreements or beginning testing for compliance with financial covenants at a later date. However, if we need to negotiate with lenders again in the future with respect to prepayment or to amend financial covenants or other relevant provision under such loan agreements to address potential breaches, we cannot assure you that we would be able to reach agreements with the lenders to avoid a breach. If we are in breach of one or more financial covenants under any of our loan agreements and are not able to obtain waivers from the lenders or prepay the loan, such breach would constitute an event of default under the loan agreement. As a result, repayment of the indebtedness under the relevant loan agreement may be accelerated, which may in turn require us to repay the entire principal amount including interest, if any, of certain of our other existing indebtedness under cross-default provisions in our existing loan agreements. If we are required to repay a significant portion or all of our existing indebtedness prior to their maturity, we may lack sufficient financial resources to do so. Furthermore, a breach of those financial covenants will also restrict our ability to pay dividends. Any of those events could have a material adverse effect on our financial condition, results of operations and business prospects. See "Item 3.D. Risk Factors — If we fail to comply with financial covenants under our loan agreements, our financial condition, results of operations and business prospects may be materially and adversely affected."

We have significant working capital commitments because suppliers of high purity polysilicon require us to make prepayments in advance of shipment. As of December 31, 2012, our prepayments to suppliers were RMB1,703.3 million (US\$273.4 million), including amounts paid to related parties of RMB183.3 million (US\$29.4 million).

Currently, a significant portion of our revenue is derived from credits sales to our customers, generally with payments due within four months. The sales to a small number of major customers exposed us to additional and more concentrated credit risk since a significant portion of our outstanding accounts receivable is derived from sales to a limited number of customers. As of December 31, 2012, our five largest outstanding accounts receivable balance accounted for approximately 24.2% of our total outstanding accounts receivable. The failure of any of these customers to meet their payment obligations would materially and adversely affect our financial position, liquidity and results of operations. Although we have been able to maintain adequate working capital primarily through short-term borrowing, in the future we may not be able to secure additional financing on a timely basis or on terms acceptable to us or at all.

In addition, in anticipation of our production capacity expansion and increasing market demand for our PV modules, we made significant expenditures to purchase polysilicon and other raw materials in 2012. As a result, our inventories were RMB2,523.6 million (US\$405.1 million) as of December 31, 2012. We also make prepayments for equipment purchases. Our prepayments for equipment purchases amounted to RMB341.2 million, RMB474.0 million and RMB229.2 million (US\$36.8 million) as of December 31, 2010, 2011 and 2012, respectively.

The following table sets forth a summary of our cash flows for the periods indicated:

| | For the Year Ended December 31, | | | |
|--|---------------------------------|-------------|-------------|-----------|
| | 2010 | 2011 | 2012 | |
| | RMB | RMB | RMB | US\$ |
| | (In thousands) | | | |
| Net cash provided by (used in) operating activities | 2,499,751 | 340,829 | (2,055,694) | (329,960) |
| Net cash used in investing activities | (3,754,862) | (5,504,655) | (2,027,791) | (325,482) |
| Net cash provided by financing activities | 3,956,126 | 3,554,893 | 2,003,847 | 321,638 |
| Effect of foreign currency exchange rate changes on cash | (92,969) | (66,161) | (16,535) | (2,654) |
| Net increase (decrease) in cash | 2,608,046 | (1,675,094) | (2,096,173) | (336,458) |

| | | | | |
|--|-----------|-----------|-----------|---------|
| Cash and cash equivalents at the beginning of the year | 3,248,086 | 5,856,132 | 4,181,038 | 671,102 |
| Cash and cash equivalents at the end of the year | 5,856,132 | 4,181,038 | 2,084,865 | 334,644 |

[Table of Contents](#)

Operating Activities

Net cash used in operating activities was RMB2,055.7 million (US\$330.0 million) in 2012, primarily resulting from the net loss incurred in 2012.

Net cash provided by operating activities was RMB340.8 million in 2011, primarily resulting from the increased accounts receivable and long-term prepayments to suppliers, and the significant decrease in gross profit.

Net cash provided by operating activities was RMB2,499.8 million in 2010, primarily resulting from the improved collection of accounts receivable, significant increase in advance from customers and an increase in accounts payable as a result of favorable payment terms granted by some of our suppliers.

Investing Activities

Net cash used in investing activities was RMB2,027.8 million (US\$325.5 million) in 2012, primarily due to purchases of property, plant and equipment for business expansion in a total amount of RMB1,952.6 million (US\$313.4 million) in 2012.

Net cash used in investing activities was RMB5,504.7 million in 2011, primarily due to purchase of property, plant and equipment for business expansion in the amount of RMB4,838.7 million, and increase in restricted cash related to purchase of property, plant and equipment for business expansion in the amount of RMB548.6 million.

Net cash used in investing activities was RMB3,754.9 million in 2010, primarily due to purchase of property, plant and equipment for business expansion in the amount of RMB3,077.6 million, and increase in restricted cash related to purchase of property, plant and equipment for business expansion in the amount of RMB735.5 million.

Financing Activities

Net cash provided by financing activities was RMB2,003.8 million (US\$321.6 million) in 2012, primarily due to the proceeds from bank loans of RMB13,080.9 million, the medium term notes of RMB1,500 million, and RMB543.9 million of restricted cash related to guarantee of bank borrowings, partially offset by repayment of bank loans of RMB13,129.3 million.

Net cash provided by financing activities was RMB3,554.9 million in 2011, primarily due to the proceeds from bank loans of RMB10,757.3 million, and the second tranche of medium term notes of RMB1,400 million, partially offset by repayment of bank loans of RMB7,313 million, RMB1,007.5 million of restricted cash related to guarantee of bank borrowings, and RMB123.8 million of payment for share repurchase.

Net cash provided by financing activities was RMB 3,956.1 million in 2010, primarily due to proceeds from the issuance of medium-term notes of RMB 995.8 million by Tianwei Yingli, proceeds from bank borrowings of RMB 8,935.7 million, partially offset by payment for repurchase of the convertible senior notes of RMB 1,327.6 million and prepayment of bank borrowings of RMB4,790.9 million.

Capital Expenditures

We made capital expenditures of RMB3,744.5 million, RMB5,435.8 million and RMB1,926.8 million (US\$309.3 million) in 2010, 2011 and 2012, respectively. As of December 31, 2012, we had committed an aggregate of RMB1,897.5 million (US\$304.6 million) to purchase property, plant and equipment for our capacity expansion during and prior to 2012. As of the date of this annual report, we had an overall annual manufacturing capacity for each of polysilicon ingots and wafers, PV cells and PV modules of 2,450 MW. Currently, we do not plan to further expand our annual manufacturing capacity during 2013 and plan to incur capital expenditure of up to RMB1,068.0 million (US\$171.4 million) to maintain or upgrade our existing solar products manufacturing facilities. We will monitor customer demand and market conditions in our target sales markets. If there is sufficient market demand for our products, we may consider further expanding our production capacity in the future in a manner that will not materially and adversely affecting our liquidity.

[Table of Contents](#)

Inflation

Since our inception, inflation in China has not materially affected our results of operations. According to the National Bureau of Statistics of China, the change of consumer price index in China was negative 3.3%, 5.4% and 2.6% in 2010, 2011 and 2012, respectively.

Recent Accounting Pronouncements

In June 2011, the FASB issued ASU 2011-05, *Presentation of Comprehensive Income* (“ASU 2011-05”), which amended accounting guidance related to presentation of comprehensive income. The standards update is intended to help financial statement users better understand the causes of an entity’s

change in financial position and results of operation. The amendment eliminates the option to present components of other comprehensive income as part of the statement of changes in stockholders' equity. The amendment requires that all non-owner changes in stockholders' equity be presented either in a single continuous statement of comprehensive income or in two separate but consecutive statements. The guidance also requires that reclassification adjustments for items that are reclassified from other comprehensive income to net income be presented on the face of the financial statement where the components of net income and other comprehensive income are presented. In December 2011, the FASB issued ASU 2011-12, *Deferral of the Effective Date for Amendments to the Presentation of Items Out of Accumulated Other Comprehensive Income in Accounting Standards Update No. 2011-05* ("ASU 2011-12"), which defers only those changes in ASU 2011-05 that relate to the presentation of reclassification adjustments out of accumulated other comprehensive income. ASU 2011-05 and ASU 2011-12 are effective for reporting periods beginning after December 15, 2011. We adopted the new guidance on January 1, 2012.

In February 2013, the FASB issued ASU 2013-02, *Reporting of Amounts Reclassified Out of Accumulated Other Comprehensive Income* ("ASU 2013-02"). The standard requires that companies present either in a single note or parenthetically on the face of the financial statements, the effect of significant amounts reclassified from each component of accumulated other comprehensive income based on its source (e.g., the release due to cash flow hedges from interest rate contracts) and the income statement line items affected by the reclassification (e.g., interest income or interest expense). If a component is not required to be reclassified to net income in its entirety (e.g., the net periodic pension cost), companies would instead cross reference to the related footnote for additional information (e.g., the pension footnote). ASU 2013-02 is effective for interim and annual reporting periods beginning after December 15, 2012. We will adopt the provisions of the new guidance on January 1, 2013. The adoption will not have a material impact on its consolidated financial statements or related disclosures.

C. Research and Development

The primary focus of our research and development efforts is on improving our manufacturing processes at every stage of our production in order to improve the output quality at each stage and deliver more energy-efficient and aesthetically improved PV products at a lower cost. We currently produce ingots weighing up to 400 kilograms, 420 kilograms, 480 kilogram and 500 kilogram multicrystalline polysilicon ingots. Our research goals with regard to wafer cutting techniques include improving the surface and internal physical characteristics of our wafers so as to decrease the wafer breakage rate and increase the number of wafers produced from each ingot, as well as reducing wafer thickness. We are also improving our ingot casting and crystal growing processes to reduce the amount of time required for ingot formation, increase ingot output and reduce the cost of raw materials.

We believe PV cells made from crystalline silicon will continue to dominate the PV market in the foreseeable future. Therefore, our research and development efforts as they relate to PV cells have focused on improving technologies and processing techniques to increase the conversion efficiency and the power output of our PV cells, all of which were traditionally made from multicrystalline silicon. Starting from June 2009, we have been in collaboration with the Energy Research Centre of the Netherlands, a leading solar research center in Europe, and Tempres Systems, a wholly-owned subsidiary of Amtech Systems, Inc., a global supplier of production and automation systems and related supplies for the manufacture of PV cells, to implement Project PANDA, a research and development project for next-generation high efficiency monocrystalline PV cells. Our 600 megawatts of PANDA production capacity for each of ingots and wafers, cells and modules in Baoding, Hebei Province started initial production in the second quarter of 2011. We successfully produced next-generation cells with an average efficiency rate of 19.2% and a record cell conversion efficiency rate of 20.0% on the PANDA commercial production lines in 2012. We also seek to reduce the breakage rate and failure rate and increase the success rate and conversion efficiency of our PV cells through the use of advanced equipment and improved manufacturing processes at each stage of our production. To ensure the competitiveness of our products, we closely monitor the development by our competitors of new-generation PV cells, such as thin film cells, that may or may not be made from crystalline silicon and will seek to respond to challenges and opportunities posed by new technology as appropriate.

We have upgraded module assembly techniques to accommodate the delicate nature of thinner PV cells. We are researching new solutions to lengthen our PV modules' life span and make them more reliable, and to further increase the conversion efficiency of our PV cells and PV modules through the use of new materials and new technologies. In addition, we are working to improve our technologies to manufacture PV modules that can be used as construction materials. We are also exploring multi-purpose applications of our off-grid PV systems, and collaborating with international PV system installers and integrators by participating in large on-grid PV system projects in order to accumulate more experience and knowledge in such projects.

[Table of Contents](#)

Our research and development expenses were RMB137.5 million, RMB284.9 million and RMB187.5 million (US\$30.1 million) in 2010, 2011 and 2012, respectively.

D. Trend Information

Other than as disclosed elsewhere in this annual report, we are not aware of any trends, uncertainties, demands, commitments or events since December 31, 2012 that are reasonably likely to have a material adverse effect on our net revenues, income, profitability, liquidity or capital resources, or that caused the disclosed financial information to be not necessarily indicative of future operating results or financial conditions.

E. Off-Balance Sheet Arrangements

We have not entered into any financial guarantees or other commitments to guarantee the payment obligations of third parties. We have not entered into any derivative contracts that are recorded as financial receivables or liability, or that are not reflected in our consolidated financial statements. Furthermore, we do not have any retained or contingent interest in assets transferred to an unconsolidated entity that serves as credit, liquidity or market risk support to such entity. We do not have any variable interest in any unconsolidated entity that provides financing, liquidity, market risk or credit support to us or that engages in leasing, hedging or research and development services with us.

Under the joint venture contract, Tianwei Baobian has a right to subscribe for a number of ordinary shares newly issued by us to be determined by

a pre-agreed formula set forth in the joint venture contract. See “Item 4.A. History and Development of the Company — Restructuring — Joint Venture Contract — Subscription Right.”

F. Tabular Disclosure of Contractual Obligations

Our contractual obligations and commitments as of December 31, 2012 are set forth in the table below.

| | Payment Due By Period | | | | |
|---|-----------------------|---------------------|------------|------------|----------------------|
| | Total | Less Than 1 Year | 1-3 Years | 3-5 Years | More Than 5 Years |
| | (In thousands of RMB) | | | | |
| Long-term debts obligations ⁽¹⁾ | 6,342,245 | 1,590,249 | 2,461,732 | 1,433,592 | 856,672 |
| Medium-term notes ⁽²⁾ | 4,699,630 | 216,490 | 4,147,080 | 336,060 | — |
| Commitments for capital expenditures | 1,897,462 | 1,707,716 | 189,746 | — | — |
| Commitments for the purchase of raw materials | 26,841,670 | 3,844,188 | 8,049,225 | 8,348,388 | 6,599,869 |
| Capital lease obligations | 247,475 | 34,314 | 68,300 | 39,682 | 105,179 |
| Total | 40,028,483 | 7,392,957 | 14,916,084 | 10,157,722 | 7,561,720 |

(1) Includes interest of RMB750.3 million accrued at the interest rate under the loan agreement. For borrowings with a floating rate, the most recent rate as of December 31, 2012 was applied.

(2) Includes interest of RMB799.6 million accrued at the interest rate under the loan agreement.

G. Safe Harbor

This annual report contains forward-looking statements that relate to future events, including our future operating results and conditions, our prospects and our future financial performance and condition, all of which are largely based on our current expectations and projections. The forward-looking statements are contained principally in the sections entitled “Item 3.D. Risk Factors,” “Item 4. Information on the Company” and “Item 5. Operating and Financial Review and Prospects.” These statements are made under the “safe harbor” provisions of the U.S. Private Securities Litigation Reform Act of 1995.

You can identify these forward-looking statements by terminology such as “may,” “will,” “expect,” “anticipate,” “future,” “intend,” “plan,” “believe,” “estimate,” “is/are likely to” or other and similar expressions. We have based these forward-looking statements largely on our current expectations and projections about future events and financial trends that we believe may affect our financial condition, results of operations, business strategy and financial needs. These forward-looking statements include, among other things, statements relating to:

[Table of Contents](#)

- our expectations regarding the worldwide demand for electricity and the market for solar energy;
- our beliefs regarding the effects of environmental regulation, lack of infrastructure reliability and long-term fossil fuel supply constraints;
- our beliefs regarding the inability of traditional fossil fuel-based generation technologies to meet the demand for electricity;
- our beliefs regarding the importance of environmentally friendly power generation;
- our expectations regarding governmental support for the deployment of solar energy;
- our beliefs regarding the acceleration of adoption of solar technologies;
- our expectations regarding advancements in our technologies and cost savings from such advancements; 99
- our beliefs regarding the competitiveness of our PV products;
- our beliefs regarding the advantages of our business model;
- our expectations regarding the scaling of our manufacturing capacity;
- our expectations regarding entering into or maintaining joint venture enterprises and other strategic investments;
- our expectations regarding revenue growth and our ability to achieve profitability resulting from increases in our production volumes;
- our expectations regarding our ability to secure raw materials in the future;

- our expectations regarding the price trends of PV modules and polysilicon;
- our beliefs regarding our ability to successfully implement our strategies;
- our beliefs regarding our abilities to secure sufficient funds to meet our cash needs for our operations and capacity expansion;
- our future business development, results of operations and financial condition; and
- competition from other manufacturers of PV products, other renewable energy systems and conventional energy suppliers.

The forward-looking statements made in this annual report relate only to events or information as of the date on which the statements are made in this annual report. Except as required by law, we undertake no obligation to update or revise publicly any forward-looking statements, whether as a result of new information, future events or otherwise, after the date on which the statements are made or to reflect the occurrence of unanticipated events. You should read this annual report completely and with the understanding that our actual future results may be materially different from what we expect.

ITEM 6. *DIRECTORS, SENIOR MANAGEMENT AND EMPLOYEES*

A. Directors and Senior Management

The following table sets forth information regarding our directors and executive officers as of the date of this annual report.

| Name | Age | Position |
|---------------------------------------|-----|---|
| Liansheng Miao | 57 | Chairperson of board of directors and chief executive |
| Zongwei Li | 40 | Director, vice president and chief financial officer |
| Xiangdong Wang | 50 | Director and vice president |
| Iain Ferguson Bruce ⁽¹⁾⁽²⁾ | 72 | Independent director |
| Ming Huang ⁽¹⁾⁽²⁾ | 49 | Independent director |
| Zheng Xue ⁽¹⁾⁽²⁾ | 42 | Independent director |
| Junmin Liu | 63 | Independent director |
| Dengyuan Song | 55 | Chief technology officer |
| Yiyu Wang | 38 | Chief strategic officer |
| Jingfeng Xiong | 42 | Vice president |
| Zhiheng Zhao | 64 | Vice president |
| Xiaoqiang Zheng | 36 | Vice president and chief operating officer |

(1) Audit committee member.

(2) Compensation committee member.

[Table of Contents](#)

Mr. Liansheng Miao is the chairperson of the board of directors, the founder and chief executive officer of Yingli Green Energy. Prior to founding Tianwei Yingli in 1998, Mr. Miao was the chairperson of Yingli Group. Mr. Miao is an executive director of the Photovoltaic Committee of the China Renewable Energies Association, vice chairperson of the China Rural Area Electricity Supply Association and vice chairperson of the China Cells Industry Association. Mr. Miao is also a director of the Hebei New and High Technology Industry Association and a director of the New Energy Chamber of Commerce of All-China Federation of Industry and Commerce. Mr. Miao received his bachelor's degree in business management from Beijing Economics Institute and his master's degree in business administration from Peking University in China.

Mr. Zongwei Li is a director, vice president and the chief financial officer of Yingli Green Energy. Mr. Li also serves as an independent director and the chairman of the audit committee of Youku.com Inc., an Internet television company listed on the NYSE. Prior to joining us in November 2006, Mr. Li served as senior audit manager and audit manager at the accounting firm of PricewaterhouseCoopers for 11 years. Mr. Li graduated from the mechanical engineering department of Shanghai Institute of Technology and from the international finance and insurance department of Shanghai Institute of Business and Administration. Mr. Li received his master's degree in business administration from Olin School of Business of Washington University.

Mr. Xiangdong Wang is a director and vice president of Yingli Green Energy. Prior to joining Tianwei Yingli in 2001, he worked as the general accountant for Baoding Public Transportation Co., a PRC company that provides urban public transportation services, Baoding Coal Co., a PRC company engaged in the purchase and distribution of liquefied petroleum gas and liquefied natural gas, and Baoding Sewage Treatment Plant, a sewage treatment facility, each located in Baoding, China. Mr. Wang received his bachelor's degree in economics from China People's University in China, and received his master's degree in economics from Hebei University in China.

Mr. Iain Ferguson Bruce is an independent member of our board of directors and the chairperson of the audit committee and compensation committee of our board of directors. His directorship became effective upon the completion of our initial public offering in June 2007. Mr. Bruce joined KPMG in Hong Kong in 1964 and was elected to its partnership in 1971. He was the senior partner of KPMG from 1991 until his retirement in 1996 and also concurrently served as chairman of KPMG Asia Pacific from 1993 to 1997. Since 1964, Mr. Bruce has been a member of the Institute of Chartered Accountants of Scotland and is a fellow of the Hong Kong Institute of Certified Public Accountants with over 47 years' experience in the accounting

profession. Mr. Bruce is currently an independent non-executive director of Goodbaby International Holdings Limited, a manufacturer of infants' and children's products, Paul Y Engineering Group Limited, a construction and engineering company, Sands China Ltd., a gaming and hospitality company, Vitasoy International Holdings Ltd., a beverage manufacturing company, Wing On Company International Ltd., a department store operating and real property investment company, and Tencent Holdings Limited, a provider of Internet services and mobile value-added service; all of these companies are listed on the Hong Kong Stock Exchange. In addition, Mr. Bruce also serves as an independent non-executive director of Noble Group Limited, a commodity trading company that is listed on the Singapore Stock Exchange. Mr. Bruce is an independent non-executive director of Citibank (Hongkong) Limited and is the chairman of KCS Limited, which is one of Asia's leading independent corporate service companies.

Professor Ming Huang is an independent member of our board of directors and a member of the audit committee and compensation committee of our board of directors. He was elected to our board in August 2008. Professor Huang also serves as an independent non-executive director of Qihoo 360 Technology Co. Ltd., Fantasia Holdings Group Co., Ltd., Guosen Securities Co., Ltd., Tebon Securities Co., Ltd., Zhejiang Sound Machine Manufacturing Co., Ltd., and as a non-executive trustee of the Annuity Fund Management Board of China National Petroleum Corporation. Professor Huang has been a professor of finance at the Johnson Graduate School of Management at Cornell University in the United States since July 2005. He also serves as the La Caixa Professor of Finance at China Europe International Business School. Previously, he held a series of faculty and administrative positions at Cheung Kong Graduate School of Business, Shanghai University of Finance and Economics, Graduate School of Business at Stanford University, and the Chicago Graduate School of Business. Professor Huang's academic research primarily focuses on behavioral finance, credit risk and derivatives. Professor Huang received his bachelor's degree in physics from Beijing University, his doctorate degree in theoretical physics from Cornell University and his doctorate degree in finance from Stanford University.

Mr. Zheng Xue is an independent member of our board of directors and a member of the audit committee and compensation committee of our board of directors. His directorship became effective September 19, 2011. Mr. Xue is chief financial officer of LightInTheBox.com, which is a China-based global online retailer. Prior to joining LightInTheBox.com in 2011, he serviced as chief financial officer in ATMU Inc., which is the largest automated teller machines sourcing company in China. Prior to joining ATMU Inc. in 2010, he served as an advisor of Asia Alternatives Management LLC. since 2009. Prior to his affiliation with Asia Alternatives Management LLC., Mr. Xue was a venture partner of Softbank China & India Holdings, a wholly owned subsidiary of Softbank Corp and manager of Bodhi Investments LLC, which focuses on early stage companies in China and India from 2006 to 2009. He also worked at ChinaCast Education Corporation from 2006 to 2009, Target Media from 2005 to 2006 and eLong Inc. from 2003 to 2005 as professional chief financial officer or director, respectively. Prior to joining eLong Inc. in 2003, Mr. Xue worked for eight years in investment banking in the United States and China. Mr. Xue studied at Tsinghua University in China and received his bachelor's degree in physics from University of Illinois and his MBA degree from University of Chicago in the United States.

Professor Junmin Liu is an independent member of our board of directors and was elected to our board in August 2008. He is a professor in the Economics Department and the chairman of the Research Center of Virtual Economies and Management at Nankai University in China. Professor Liu began his teaching career in September 1982 and has been teaching at Nankai University since December 1992. Professor Liu's research and study focus on macroeconomics, virtual economies and finance. Professor Liu received his bachelor's degree in economics and his doctorate degree in economics from Nankai University.

[Table of Contents](#)

Dr. Dengyuan Song is the chief technology officer of Yingli Green Energy. Dr. Song has more than 27 years of experience in the research and development of solar cells, silicon materials, and semiconductor PV devices in both Australia and China, including nearly 10 years of research and development in polycrystalline silicon solar cells, thin-film solar cells and third-generation solar cells at the ARC Photovoltaics Centre of Excellence at the University of New South Wales in Sydney, Australia. Prior to joining University of New South Wales, Dr. Song served as a professor at Hebei University in China, where his teaching and research covered a broad spectrum of topics, including solar cells, silicon materials, photoelectric devices and automation engineering. Dr. Song has published and presented over 150 papers in scientific and technical journals and at various PV industry conferences. He received his bachelor's degree in microelectronics engineering in 1982 from Hebei University and his doctorate degree in photovoltaic engineering in 2005 from University of New South Wales in Australia.

Mr. Yiyu Wang is the chief strategic officer of Yingli Green Energy. Prior to joining us in December 2006, Mr. Wang worked as a senior audit manager and an audit manager at the accounting firm of PricewaterhouseCoopers since 1996. From 2003 to 2004, Mr. Wang worked at PricewaterhouseCoopers in Sydney, Australia. Mr. Wang received his bachelor's degree in international finance from Shanghai University in China.

Mr. Jingfeng Xiong is a vice president of Yingli Green Energy. Mr. Xiong has been with Tianwei Yingli since 2000 and he has served in a variety of roles, including as the Manager for Wafer, Cell, and Module Workshops, respectively, Quality Manager, Technical Department Manager, System Application Department Manager, and Chief Engineer. In addition, Mr. Xiong initiated and led research and development projects for optimizing operation and automating our vertically integrated production lines to improve yield rates, cost savings and increase cell conversion efficiencies. He received a bachelor's degree in electronics in 1999 from Hebei University in China.

Mr. Zhiheng Zhao is a vice president of Yingli Green Energy. He was the head of the project department of Tianwei Baobian, a manufacturer of large electricity transformers and the holder of the minority interest in Tianwei Yingli, and later became the factory general manager, overseeing the production of special transformers. Mr. Zhao worked as also the vice president of Tianwei Baobian, general manager of the Baoding Electric Transformer Manufacturing Company, an electricity transformer manufacturer, and general manager of the Baoding Special Converter Manufacturing Factory, a manufacturer of special electricity converters, each located in Baoding, China. Mr. Zhao studied management engineering and graduated from East China Institute of Heavy Machinery in China.

Mr. Xiaoqiang Zheng is a vice president and chief operating officer of Yingli Green Energy. Mr. Zheng has been with Tianwei Yingli since 2000 and has served in a variety of positions, including as manager of the wafer workshop, manager of the research and development center, chief engineer of the

technical department, as well as the equipment manager and production planning manager. Mr. Zheng received his bachelor's degree in electrical engineering from Hebei University of Technology.

The business address of our directors and executive officers is c/o Tianwei Yingli New Energy Resources Co., Ltd., No. 3055 Middle Fuxing Road, Baoding, People's Republic of China.

B. Compensation of Directors and Executive Officers

In 2012, the aggregate cash compensation to our executive officers and directors, was RMB12.8 million (US\$2.1 million). For options and restricted shares granted to officers and directors, see “— 2006 Stock Incentive Plan.”

2006 Stock Incentive Plan

The 2006 stock incentive plan was adopted by our shareholders and board of directors in December 2006. The 2006 stock incentive plan provides for the grant of options, limited stock appreciation right and other stock-based awards such as restricted shares. The purpose of the plan is to aid us and our affiliates in recruiting and retaining key employees, directors or consultants of outstanding ability and to motivate such employees, directors or consultants to exert their best efforts on behalf of us and our affiliates by providing incentives through the granting of awards. Our board of directors believes that our company's long-term success is dependent upon our ability to attract and retain talented individuals who, by virtue of their ability, experience and qualifications, make important contributions to our business.

Administration. The 2006 stock incentive plan is administered by the compensation committee of our board of directors, or in the absence of a compensation committee, the board of directors. The committee is authorized to interpret the plan, to establish, amend and rescind any rules and regulations relating to the plan, and to make any other determinations that it deems necessary or desirable for the administration of the plan. The committee determines the provisions, terms and conditions of each award, including, but not limited to, the exercise price for an option, vesting schedule of options and restricted shares, forfeiture provisions, form of payment of exercise price and other applicable terms.

Change of Control. The 2006 stock incentive plan defines a “change of control” as the occurrence of any of the following events: (i) the sale or disposition, in one or a series of related transactions, of all or substantially all, of our assets to any third party; (ii) any third party is or becomes the beneficial owner, directly or indirectly, of more than 50% of the total voting power of our voting stock or any entity which controls us (counting the shares that such third party has the right to acquire) by way of merger, consolidation, tender, exchange offer or otherwise; or (iii) during any period of two consecutive years, individuals who at the beginning of such period constituted the board (together with any new directors elected or nominated by such board) cease for any reason to constitute a majority of the board, then in office. Upon a change of control, the compensation committee may decide that all outstanding awards that are unexercisable or otherwise unvested or subject to lapse restrictions will automatically be deemed exercisable or otherwise vested or no longer subject to lapse restrictions, as the case may be, as of immediately prior to such acquisition. The compensation committee may also, in its sole discretion, decide to cancel such awards for fair value, provide for the issuance of substitute awards that will substantially preserve the otherwise applicable terms of any affected awards previously granted, or provide that affected options will be exercisable for a period of at least 15 days prior to the acquisition but not thereafter.

Table of Contents

Amendment and Termination of Plan. Our board of directors may at any time amend, alter or discontinue the 2006 stock incentive plan. Amendments or alterations to the 2006 stock incentive plan are subject to shareholder approval if they increase the total number of shares reserved for the purposes of the plan or change the maximum number of shares for which awards may be granted to any participant, or if shareholder approval is required by law or by stock exchange rules or regulations. Any amendment, alteration or termination of the 2006 stock incentive plan must not adversely affect awards already granted without written consent of the recipient of such awards. Unless terminated earlier, the 2006 stock incentive plan will continue in effect for a term of ten years from the date of adoption.

Amendment No. 1 to the 2006 Stock Incentive Plan. Our board of directors approved in April 2007 and our shareholders approved in May 2007, Amendment No. 1 to the 2006 stock incentive plan, which amended our 2006 stock incentive plan to increase the number of ordinary shares that we are authorized to issue from 3,394,054 shares to 8,240,658 shares. Among these shares, up to 2,715,243 shares may be issued for the purpose of granting awards of restricted shares and up to 5,525,415 shares may be issued for the purpose of granting options. The amendment did not change any other material provisions of the 2006 stock incentive plan.

Amendment No. 2 to the 2006 Stock Incentive Plan. Our board of directors approved in July 2009 and our shareholders approved in August 2009, Amendment No. 2 to the 2006 stock incentive plan, which amended our 2006 stock incentive plan to increase the number of ordinary shares that we are authorized to issue from 8,240,658 shares to 12,745,438 shares. Among these shares, up to 2,715,243 shares may be issued for the purpose of granting awards of restricted shares and up to 10,030,195 shares may be issued for the purpose of granting options. The amendment did not change any other material provisions of the 2006 stock incentive plan.

Options. An option granted under the 2006 stock incentive plan will have specified terms set forth in an option agreement and will also be subject to the provisions of the 2006 stock incentive plan which include the following principal terms. The compensation committee will determine in the relevant option agreement the purchase price per share upon exercise of the option, with the purchase price of no less than 100% of the fair market value of the shares on the option grant date. The compensation committee will also determine in the relevant option agreement whether the option granted and vested under the award agreement will be exercisable following the recipient's termination of services with us. If the ordinary shares covered by an option are not exercised or purchased on the last day of the period of exercise, they will terminate. The term of an option granted under the 2006 stock incentive plan may not exceed ten years from the date of grant. The consideration to be paid for our ordinary shares upon exercise of an option or purchase of shares underlying the option include cash, check or other cash-equivalent, ordinary shares, consideration received by us in a cashless exercise, or any combination of the foregoing

methods of payment. Options granted under the 2006 incentive plan are not transferable and may not be assigned, alienated, pledged, attached, sold or otherwise transferred or encumbered by the option holders, except that the compensation committee may permit the options to be exercised by and paid to certain persons or entities related to the option holders.

Granted Options. Each of the relevant option award agreements provides for the vesting of options, provided the option holder remains a director, officer, employee or consultant of ours. Following the option holder's termination of service with us for any reason, the option, to the extent not then vested, will be cancelled by us without consideration. Upon a change of control, the options will, to the extent not then vested and not previously canceled, become fully vested and exercisable immediately. As of the date of this annual report, options to purchase an aggregate of 1,192,904 ordinary shares have been forfeited and cancelled by us without consideration.

Restricted Shares. Restricted shares issued under the 2006 stock incentive plan will have specified terms set forth in an award agreement and will also be subject to the provisions of the 2006 stock incentive plan. Unless otherwise permitted by the compensation committee, restricted shares are not transferable and may not be assigned, alienated, pledged, attached, sold or otherwise transferred or encumbered at any time prior to becoming vested or during any period in which we may repurchase them.

Granted Restricted Shares. Restricted shares are issued to DBS Trustees Limited, or the trustee, for the benefit of the trust participants, which consist of directors and officers of ours or Tianwei Yingli, our other employees and non-employee consultants pursuant to award agreements and a trust deed. The trustee will hold the restricted shares in trust and will be the registered holder of the restricted shares until such shares are vested, forfeited or repurchased by us. Our board of directors has appointed a managing committee to provide recommendations, advice or instructions to the trustee in connection with the administration of the trust. The restricted stock award agreements and the trust deed contain, among other things, provisions concerning the constitution and structure of the trust, and vesting and forfeiture of the restricted shares, our right to repurchase the restricted shares within a period after vesting of the restricted shares, distribution to trust participants, transfer restrictions, dividends and voting rights, and consequence of third-party acquisition.

[Table of Contents](#)

Each of the relevant award agreements provides for the vesting of restricted shares, provided the option holder remains a director or officer of ours or Tianwei Yingli or our employee or consultant. Restricted shares granted for the benefit of a trust participant will also fully vest upon termination of service resulting from death or disability of the trust participant that is due to work-related reasons. Following a trust participant's termination of service with us, except if such termination is resulting from the trust participant's death or disability that is due to work-related reasons, the restricted shares granted for the benefit of such trust participant will, to the extent not then vested, be forfeited without any consideration. As of the date of this annual report, 9,792 restricted shares have been forfeited without any consideration.

For a period of six months after any restricted shares are vested, the trustee will be required to, upon our written request, sell all or part of the vested restricted shares to us at fair market value. The trustee will distribute the repurchase price paid by us, and any dividend accumulated on the repurchased shares from their vesting dates, to us as the agent of the applicable trust participants. Any vested restricted shares that are not repurchased by us during the six-month period will be distributed to us as the agent of the applicable trust participants either in specie or in cash at the option of the applicable trust participants. We will then distribute the repurchase price, the restricted shares or cash, as the case may be, to the applicable trust participants after withholding relevant taxes in accordance with applicable laws.

The restricted shares will not be entitled to dividends paid on the ordinary shares until such restricted shares are vested. The restricted shares will have the same voting rights as our other ordinary shares. All voting rights of the restricted shares will be exercised by the trustee in accordance with the managing committee's instructions before the restricted shares are vested, and in accordance with the instructions of the applicable trust participants after the restricted shares are vested. Upon a change of control, all restricted shares granted to the trustee for the benefit of the trust participants will become fully vested immediately.

As the date of this annual report, an aggregate of 2,570,260 restricted shares issued to the trustee for the benefit of 81 trust participants were all vested, consisting of 9,792 restricted shares forfeited for two former employees.

Employee Pension and Other Retirement Benefits

Pursuant to the relevant PRC regulations, we are required to make contributions for each employee at a rate of 20% of a standard salary base as determined by the local social security bureau to a defined contribution retirement scheme organized by the local social security bureau. In addition, we are also required to make contributions for each employee at rates of 7.5-10%, 1-2% and 6.6-13.6% of standard base for medical insurance benefits, unemployment and other statutory benefits, respectively. Contributions of RMB244.1 million (US\$39.2 million) was paid for the year ended December 31, 2012 which was charged to expense. We have no other obligation to make payments in respect of retirement benefits of our employees.

C. Board Practices

Terms of Directors and Executive Officers

Our officers are appointed by and serve at the discretion of the board of directors. At each annual general meeting one third of our directors (save for the chairman of the board and managing director) are subject to retirement by rotation and otherwise hold office until such time as they are removed from office by ordinary resolution or the unanimous written resolution of all shareholders. A director will be removed from office automatically if, among other things, the director (i) becomes bankrupt or has a receiving order made against him or suspends payment or makes a composition with his creditors, or (ii) dies or is found by us to be or becomes of unsound mind, or (iii) is absent from meetings of our board of directors for six consecutive months and our board of directors resolves that his office be vacated.

Board of Directors

The following describes the board of directors of Yingli Green Energy. For a description of Tianwei Yingli's board of directors, see "Item 4.A. History and Development of the Company — Restructuring — Joint Venture Contract — Tianwei Yingli's Management Structure — Board of Directors."

Our board of directors currently has seven directors, consisting of four independent directors. Under our current articles of association, our board of directors consists of at least two directors. Our directors are elected by the holders of ordinary shares. At each annual general meeting, one third of our directors then existing (other than the chairperson of our board and any managing director) will be subject to re-election. A director is not required to hold any shares in us by way of qualification.

Committees of the Board of Directors

Our board of directors has established an audit committee and a compensation committee. We have adopted a charter for each such committee.

[Table of Contents](#)

Audit Committee

Our audit committee consists of Messrs. Iain Bruce, Ming Huang and Zheng Xue and is chaired by Mr. Bruce. Mr. Bruce is a director with accounting and financial management expertise as required by the New York Stock Exchange corporate governance rules, or the NYSE rules. All of the members of our audit committee satisfy the "independence" requirements of the NYSE rules and Rule 10A-3(b)(1) under the Securities and Exchange Act of 1934, as amended, or the Exchange Act. Our audit committee consists solely of independent directors. The audit committee oversees our accounting and financial reporting processes and the audits of our financial statements. The audit committee is responsible for, among other things:

- selecting our independent registered public accounting firm and pre-approving all auditing and non-auditing services permitted to be performed by our independent registered public accounting firm;
- reviewing with our independent registered public accounting firm any audit problems or difficulties and management's response;
- reviewing and approving all proposed related-party transactions, as defined in Item 404 of Regulation S-K under the Securities Act;
- discussing the annual audited financial statements with management and our independent registered public accounting firm;
- reviewing major issues as to the adequacy of our internal controls and any special audit steps adopted in light of material control deficiencies;
- annually reviewing and reassessing the adequacy of our audit committee charter;
- such other matters that are specifically delegated to its audit committee by our board of directors from time to time;
- meeting separately and periodically with management and our internal and independent registered public accounting firm; and
- reporting regularly to the full board of directors.

Compensation Committee

Our compensation committee consists of Messrs. Iain Bruce, Ming Huang and Zheng Xue and is chaired by Mr. Bruce. All of the members of our compensation committee satisfy the "independence" requirements of the NYSE rules. Our compensation committee assists the board in reviewing and approving the compensation structure of our directors and executive officers, including all forms of compensation to be provided to our directors and executive officers. Members of the compensation committee are not prohibited from direct involvement in determining their own compensation. Our chief executive officer may not be present at any committee meeting during which his compensation is deliberated. The compensation committee is responsible for, among other things:

- approving and overseeing the compensation package for our executive officers;
- reviewing and making recommendations to the board with respect to the compensation of our directors;
- reviewing and approving corporate goals and objectives relevant to the compensation of our chief executive officer, evaluating the performance of our chief executive officer in light of those goals and objectives, and setting the compensation level of our chief executive officer based on this evaluation; and
- reviewing periodically and making recommendations to the board regarding any long-term incentive compensation or equity plans, programs or similar arrangements, annual bonuses, employee pension and welfare benefit plans.

Interested Transactions

A director may vote in respect of any contract or transaction in which he or she is interested, provided that (i) the nature of the interest of any directors in such contract or transaction is disclosed by him or her at or prior to its consideration and any vote in that matter, (ii) any required approvals from our audit committee is obtained and (iii) the chairman of the relevant board meeting does not disqualify him or her from voting.

Remuneration

The directors may determine remuneration to be paid to the directors. The compensation committee assists the directors in reviewing and approving the compensation structure for the directors.

[Table of Contents](#)

Borrowing

The directors may, on our behalf, borrow money, mortgage or charge our undertaking, property and uncalled capital, and issue debentures or other securities directly or as security for any debt obligations of us or of any third party.

Qualification

There is no shareholding qualification for directors.

Employment Agreements

We have entered into employment agreements with all of our executive officers. Under these agreements, each of our executive officers is employed for a specified time period. We may terminate his or her employment for cause at any time, with prior written notice, for certain acts of the executive officer, including but not limited to, a conviction of a felony, or willful gross misconduct by the executive officer in connection with his or her employment, and in each case if such acts have resulted in material and demonstrable financial harm to us. An executive officer may, with prior written notice, terminate his or her employment at any time for any material breach of the employment agreement by us that is not remedied promptly after receiving the remedy request from the employee. Furthermore, either party may terminate the employment agreement at any time without cause upon advance written notice to the other party. Upon termination, the executive officer is generally entitled to a severance pay of at least one month's salary.

Each executive officer has agreed to hold, both during and subsequent to the terms of his or her agreement, in confidence and not to use, except in pursuance of his or her duties in connection with the employment, any of our confidential information, technological secrets, commercial secrets and know-how. Our executive officers have also agreed to disclose to us all inventions, designs and techniques resulting from work performed by them, and to assign us all right, title and interest of such inventions, designs and techniques.

D. Employees

We had 11,435, 16,054 and 18,029 employees as of December 31, 2010, 2011 and 2012, respectively. The following table sets forth the number of our employees categorized by our areas of operations and as a percentage of our total employees as of December 31, 2012.

| | As of December 31, 2012 | |
|----------------------------------|-------------------------|---------------------|
| | Number of Employees | Percentage of Total |
| Manufacturing | 11,370 | 63.1% |
| Manufacturing Support | 1,912 | 10.6% |
| Research and Development | 1,464 | 8.1% |
| Procurement, Sales and Marketing | 508 | 2.8% |
| Management and Administrative | 857 | 4.8% |
| Logistics and Others | 1,918 | 10.6% |
| Total | 18,029 | 100.0% |

[Table of Contents](#)

Our success depends to a significant extent upon our ability to attract, retain and motivate qualified personnel. Many of these employees have overseas education and industry experience, and we periodically send our technical personnel overseas for advanced study and training. Our employees also receive annual training courses in subjects relevant to their positions within our company. Substantially all of our employees are based in China.

As of December 31, 2012, we were required by PRC law to make monthly contributions in amounts equal to 20.0%, 7.5% to 10%, 1% to 2%, 0.5% to 1% and 0.6% to 0.8% of our employees' average monthly salary in the preceding year to a pension plan, a medical insurance plan, an unemployment insurance plan, a work-related injury insurance plan and a maternity insurance plan, respectively, each for the benefit of our employees subject to certain statutory limits.

Our employees are not subject to any collective bargaining agreement. We have not been involved in any material labor disputes. We believe that we have a good relationship with our employees.

E. Share Ownership

The following table sets forth information with respect to the beneficial ownership of our ordinary shares, as of April 22, 2013, the most recent practicable date, by:

- each of our directors and executive officers;
- all of our directors and executive officers as a group; and
- each person known to us to own beneficially more than 5.0% of our ordinary shares.

| | Ordinary Shares Beneficially Owned ⁽¹⁾⁽²⁾ | |
|--|--|-------|
| | Number of Shares | % |
| Liansheng Miao ⁽³⁾ | 52,438,252 | 33.31 |
| Xiangdong Wang | * | * |
| Iain Ferguson Bruce | * | * |
| Ming Huang | * | * |
| Zheng Xue | * | * |
| Junmin Liu | * | * |
| Zongwei Li | * | * |
| Dengyuan Song | * | * |
| Yiyu Wang | * | * |
| Jingfeng Xiong | * | * |
| Zhiheng Zhao | * | * |
| Xiaoqiang Zheng | * | * |
| All directors and executive officers as a group | 54,418,356 | 34.14 |
| Principal Shareholders and 5% Shareholders: | | |
| Yingli Power Holding Company Ltd. ⁽⁴⁾ | 51,600,652 | 32.95 |

* Less than 1% of our outstanding share capital.

- (1) Beneficial ownership is determined in accordance with Rule 13d-3 of the General Rules and Regulations under the Securities Exchange Act of 1934, as amended, and includes voting or investment power with respect to the securities.
- (2) Percentage of beneficial ownership of each listed person is based on 156,585,020 ordinary shares outstanding and, as applicable, (i) the ordinary shares underlying share options exercisable by such person and (ii) restricted ordinary shares awarded to such person that can be vested, in each case within 60 days of the date of this annual report, not including share options that can be early exercised, at the discretion of the holder, into unvested ordinary shares.
- (3) Represents 51,600,652 of our ordinary shares owned by Yingli Power, our principal shareholder, which is 100% beneficially owned by the family trust of Mr. Miao, and 272,000 restricted shares that were vested and 620,000 stock option exercisable. Mr. Miao's business address is c/o Tianwei Yingli New Energy Resources Co., Ltd., No. 3055 Middle Fuxing Road, Baoding, People's Republic of China.
- (4) Represents 51,600,652 of our ordinary shares beneficially owned by Yingli Power. Yingli Power is 100% beneficially owned by the family trust of Mr. Liansheng Miao. The mailing address of Yingli Power is Romasco Place, Wickhams Cay 1, P.O. Box 3140, Road Town, Tortola, British Virgin Islands.

[Table of Contents](#)

As of April 22, 2013, 103,207,272, or 65.9% of our outstanding ordinary shares in the form of ADSs are held by 16 record holders in the United States. Because many of these shares are held by brokers or other nominees, we cannot ascertain the exact number of beneficial shareholders with addresses in the United States. None of our shareholders has different voting rights from other shareholders. We are not aware of any arrangement that may, at a subsequent date, result in a change of control of our company.

Please refer to "Item 6.B. Directors, Senior Management and Employees — Compensation of Directors and Executive Officers — 2006 Stock Incentive Plan" for information regarding options and restricted shares granted to our directors, officers, employees and consultants.

ITEM 7. MAJOR SHAREHOLDERS AND RELATED PARTY TRANSACTIONS

A. Major Shareholders

B. Related Party Transactions

We adopted an audit committee charter, which requires that the audit committee review all related party transactions on an ongoing basis and all such transactions be approved by the committee. Set forth below is a description of all of our related party transactions since the beginning of 2010.

[Table of Contents](#)

Transactions with Yingli Group

We sold PV modules and PV systems with a total price of RMB105.6 million, RMB96.4 million and RMB128.6 million (US\$20.6 million) to Yingli Group, a PRC company controlled by Mr. Liansheng Miao, and its subsidiaries in 2010, 2011 and 2012, respectively. As of December 31, 2011 and 2012, we had accounts receivable of RMB174.7 million and RMB93.9 million (US\$15.1 million) from Yingli Group and its subsidiaries, and the outstanding balance of advance payment made by Yingli Group and its subsidiaries was RMB93.6 million and RMB14.2 million (US\$2.3 million), respectively.

We purchased raw materials, such as conjunction boxes and packaging material, with a total price of RMB680.3 million, RMB1,056.1 million and RMB803.3 million (US\$128.9 million) from the subsidiaries of Yingli Group in 2010, 2011 and 2012, respectively. As of December 31, 2011 and 2012, we had accounts payable of RMB183.7 million and RMB196.9 million (US\$31.6 million), and prepayments of RMB151.0 million and RMB175.8 million (US\$28.2 million), respectively, in connection with these purchases.

In 2010, 2011 and 2012, we purchased natural gas with a total price of RMB23.3 million, RMB34.3 million and RMB45.1 million (US\$7.2 million), respectively, from Baoding CNPC Kunlun Natural Gas Co., Ltd., an affiliate of Yingli Group. As of December 31, 2011 and 2012, we had accounts payable of RMB3.2 million and RMB8.0 million (US\$1.3 million), respectively, to Baoding CNPC Kunlun Natural Gas Co., Ltd. in connection with these purchases.

We purchased services with a total price of RMB29.6 million, RMB62.8 million and RMB187.3 million (US\$30.1 million) from the subsidiaries of Yingli Group in 2010, 2011 and 2012, respectively. The services mainly included construction services, freight services, system installation services and packaging services. As of December 31, 2011 and 2012, we had accounts payable of RMB15.5 million and RMB71.9 million (US\$11.5 million), and prepayments of RMB1.5 million and RMB1.4 million (US\$0.2 million), respectively, in connection with these purchases.

In 2012, we paid custom duty in RMB 32.2 million (US\$5.2 million) on behalf of Shuntong Wuliu Co., Ltd., or Shuntong Wuliu, a PRC company jointly established by Yingli Beijing and a subsidiary of Yingli Group. As of December 31, 2012, the outstanding balance due from Shuntong Wuliu amounted to RMB 30.5 million (US\$4.9 million).

During 2010, we made loans of RMB1.0 million to Yingli Group. There was no outstanding balance as of December 31, 2011 and 2012.

In 2011, Tianwei Yingli made a one-year entrusted loan of RMB100.0 million at an interest rate of 7.22% per annum to Baoding Harvest Trade Co., Ltd., or Baoding Harvest, a subsidiary of Yingli Group. In 2012, this entrusted loan was extended for another one year. The outstanding balance of this loan was RMB109.3 million (US\$17.5 million) as of December 31, 2012.

In 2012, Hainan Yingli made a one-year entrusted loan of RMB50.0 million (US\$8.0 million) at an interest rate of 5.40% per annum to Hainan Yedao Harvest Real Estate Development Co., Ltd., a subsidiary of Yingli Group. The outstanding balance of this loan was RMB50.5 million (US\$8.1million) as of December 31, 2012.

In 2012, Lixian Yingli and Fine Silicon entered into a sales-lease back and financial leasing transaction with Tianjin Xinhai Financial Leasing Co., Ltd., or Xinhai Leasing, a subsidiary of Yingli Group. Under this transaction, Lixian Yingli and Fine Silicon paid a total of RMB14.5 million (US\$2.3 million) to Xinhai Leasing as deposits to guarantee this transaction. These deposits will be returned when the transaction is completed.

[Table of Contents](#)

Transactions with Tianwei Baobian and Its Controlling Shareholder

Tianwei Baobian, a PRC company listed on the Shanghai Stock Exchange and 51.1% owned by Tianwei Group, a wholly state-owned limited liability company established in the PRC, is a shareholder of Tianwei Yingli, holding a 25.99% equity interest in Tianwei Yingli.

On August 9, 2006, Tianwei Yingli declared dividends of RMB21.7 million to Tianwei Baobian. Tianwei Baobian reinvested RMB10.7 million of this dividend in the form of a paid in capital contribution in Tianwei Yingli. The remaining dividends payable of RMB11.0 million was settled in July 2010.

Certain Other Related Party Transactions

In 2010, 2011 and 2012, we sold PV modules to Tibet Tianwei Yingli New Resources Co., Ltd., or Tibet Yingli, a subsidiary 50% owned by Tianwei Yingli, amounting to RMB14.0 million, RMB9.4 million and RMB10.5 million (US\$1.7 million), respectively. As of December 31, 2010, 2011 and 2012,

we had receivables amounting to RMB17.6 million, RMB 3.6 million and RMB10.4 million (US\$1.7 million), respectively, due from Tibetan Yingli. In 2012 Yingli China purchased PV systems in the amount of RMB97.7 million (US\$15.7 million) from Tibetan Yingli. As of December 31, 2012, we had accounts payable to Tibetan Yingli of RMB31.7 million (US\$5.1 million).

During 2010, 2011 and 2012, we made prepayment of RMB544.6 million, RMB62.6 million and RMB2.0million (US\$0.3 million) to and purchased RMB663.0 million, RMB80.5 million and RMB0.5 million (US\$0.08 million) of raw materials from CIP Solutions AG, an entity whose equity shareholder is a noncontrolling shareholder of Yingli Greece. As of December 31, 2010, 2011 and 2012, RMB 20.6 million, RMB0.2 million and RMB2.0 thousands (US\$0.3 thousands), respectively, was prepaid to CIP Solutions AG.

In 2010, 2011 and 2012, we made sales of RMB162.2 million, RMB 5.8 million and RMB198.8 million (US\$31.9 million) to and received payments of RMB50.7 million, RMB97.8 million and RMB121.6 million (US\$19.5 million) from CIP Services AG, an entity whose equity shareholder is a noncontrolling shareholder of Yingli Greece. As of December 31, 2010, 2011 and 2012, we had accounts receivable of RMB115.5 million, RMB 10.7 million and RMB100.7 million (US\$16.2 million), respectively, due from CIP Services AG.

In 2011 and 2012, we sold PV modules with a total price of RMB 231.6 million and RMB 114.4 million (US\$18.4 million) to Hainan Tianneng Power Co., Ltd in which the Company holds a 20% of equity interest. As of December 31, 2011 and 2012, we had accounts receivable of RMB61.7 million and RMB76.2 million (US\$12.2 million) due from the company.

In 2012, we purchased raw materials with a total price of RMB 10.2 million (US\$1.6 million) from Baoding Zhongtai Solar Technology Co., Ltd, an entity whose equity holder is a noncontrolling shareholder of Lixian Yingli. As of December 31, 2012, we had accounts payable of RMB9.0 million (US\$1.4 million) due to the company.

During 2009, we made sales of RMB 1.7 million to and received payments of RMB0.1 million from Suzhou Industry Zone Hexin New Energy Co., Ltd., the minority shareholder of Suzhou Yingli Urban Application of PV Technology Co., Ltd., one of our PRC subsidiaries established in 2009. We received the remaining balance of RMB1.6 million in 2010. In 2011, we made sales of RMB 21.6 million to Suzhou Industry Zone Hexin New Energy Co., Ltd, and the balance of account receivable in an amount of RMB 8.6 million (US\$1.4 million) was outstanding as of December 31, 2012.

In 2010, we borrowed RMB3.7 million and repaid RMB1.0 million from Beijing Zhonghe Zhengshi Investment Management and Consulting Company, a noncontrolling shareholder of Yingli Beijing. As of December 31, 2011 and 2012, an amount of RMB10 thousand and RMB10 thousand (US\$1.6 thousand), respectively, remained outstanding.

[Table of Contents](#)

Employment Agreements

See “Item 6.B. Directors, Senior Management and Employees — Compensation of Directors and Executive Officers — Employment Agreements.”

Stock Incentive Plan

The 2006 stock incentive plan was adopted by our shareholders and board of directors in December 2006 and was amended in May 2007 and August 2009. The 2006 stock incentive plan provides for the grant of options, limited stock appreciation right and other stock-based awards such as restricted shares. The purpose of the plan is to aid us and our affiliates in recruiting and retaining key employees, directors or consultants of outstanding ability and to motivate such employees, directors or consultants to exert their best efforts on behalf of us and our affiliates by providing incentives through the granting of awards. Our board of directors believes that our long-term success is dependent upon our ability to attract and retain talented individuals who, by virtue of their ability, experience and qualifications, make important contributions to our business. See “Item 6.B. Directors, Senior Management and Employees — Compensation of Directors and Executive Officers — 2006 Stock Incentive Plan.”

C. Interests of Experts and Counsel

Not applicable.

ITEM 8. *FINANCIAL INFORMATION*

A. Consolidated Statements and Other Financial Information

See “Item 18. Financial Statements.”

Legal and Administrative Proceedings

We may from time to time become a party to various legal or administrative proceedings arising in the ordinary course of our business.

On June 21, 2010, we commenced an arbitration proceeding against International Comercial E Industrial, S.A., or INCEISA, a Spanish Solar product distributor, at the International Court of Arbitration of the International Chamber of Commerce. We commenced the arbitration seeking recovery of certain unpaid accounts receivable of approximately US\$7.04 million and €14.47 million by INCEISA under the terms of a written settlement agreement. On October 11, 2011, the arbitral tribunal granted an award directing INCEISA to pay us over US\$2.29 million and €15.98 million, respectively, as damages for breach of contractual obligations, as well as associated legal and arbitration cost. As of the date of this annual report, we are still in the process of

registering and enforcing such award in Spain in accordance with relevant rules and regulations.

In October 2012, we received notice of an antitrust and unfair competition lawsuit filed by Solyndra, LLC (a U.S.-based solar company) against us and two other China-based solar manufacturers in the U.S. District Court of the Northern District of California. We filed our joint motion to dismiss all of Solyndra's claims with our co-defendants (Suntech Power Holdings Co., Ltd., Suntech America, Inc., Trina Solar Ltd. and Trina Solar (U.S.) Inc.) in early March 2013. While it is premature at this stage of the litigation to evaluate the likelihood of a favorable or unfavorable outcome, we believe that Solyndra's claims lack merits. We intend to defend vigorously against those allegations.

Dividend Policy

Since its incorporation, we have never declared or paid any dividends, nor do we have any present plan to pay any cash dividends on our ordinary shares in the foreseeable future.

Our board of directors has complete discretion on whether to pay dividends, subject, in certain cases, to the approval of our shareholders. Even if our board of directors decides to pay dividends, the form, frequency and amount will depend upon our future operations and earnings, capital requirements and surplus, general financial condition, contractual restrictions and other factors that our board of directors may deem relevant. If we pay any dividends, we will pay our ADS holders to the same extent as if they were holders of our ordinary shares, subject to the terms of the deposit agreement, including the fees and expenses payable under the deposit agreement. Cash dividends on our ordinary shares, if any, will be paid in U.S. dollars.

We are a Cayman Islands holding company and substantially all of our income, if any, will be derived from dividends we receive directly or indirectly from our operating subsidiaries located in the PRC. PRC regulations currently permit payment of dividends only out of accumulated profits, if any, as determined in accordance with PRC accounting standards and regulations. Neither the registered capital nor these reserves are distributable as cash dividends. In addition, at the discretion of their respective board of directors, Tianwei Yingli is required to allocate a portion of its after-tax profits to its reserve fund, enterprise development fund and employee bonus and welfare fund, and Yingli China is required to allocate at least 10% of its after-tax profits to its reserve fund until the cumulative amount of such reserve fund reaches 50% of its registered capital, as well as to its employee bonus and welfare fund. These reserve funds may not be distributed as cash dividends either. Further, if any of our PRC subsidiaries incurs debt in the future, the instruments governing the debt may restrict its ability to pay dividends or make other distributions to us.

[Table of Contents](#)

Under the EIT Law and its implementation rules issued by the State Council, both of which became effective on January 1, 2008, dividends from our PRC subsidiaries to Yingli Green Energy and Yingli International may be subject to a withholding tax rate of 10%, unless they are deemed to be PRC "resident enterprises."

Moreover, the EIT Law and its implementation rules provide that an income tax rate of 10% will be applicable to dividends payable to non-PRC investors who are considered as "non-resident enterprises" which have no establishment inside the PRC, or derive income not substantially connected with their establishments inside the PRC, to the extent such dividends are derived from sources within the PRC. We are a Cayman Islands holding company and substantially all of our income may be derived from dividends we receive directly or indirectly from our operating subsidiaries located in the PRC. If we declare dividends on such income, it is unclear whether such dividends will be deemed to be derived from sources within the PRC under the EIT Law and its implementation rules, and be subject to the 10% income tax. See "Item 10.E. Taxation — People's Republic of China Taxation."

B. Significant Changes

We have not experienced any significant changes since the date of our audited consolidated financial statements included in this annual report.

ITEM 9. THE OFFER AND LISTING

A. Offer and Listing Details.

Our ADSs, each representing one of our ordinary shares, have been listed on the New York Stock Exchange since June 8, 2007 under the symbol "YGE." The table below shows, for the periods indicated, the high and low market prices on the New York Stock Exchange for our ADSs.

| | Market Price per ADS | |
|---------------------------------|-------------------------|-------|
| | High | Low |
| Annual Highs and Lows | | |
| 2008 | 39.95 | 2.50 |
| 2009 | 16.92 | 3.32 |
| 2010 | 19.11 | 8.31 |
| 2011 | 13.34 | 2.87 |
| 2012 | 6.27 | 1.25 |
| Quarterly Highs and Lows | | |
| First Quarter 2011 | 13.34 | 10.08 |
| Second Quarter 2011 | 12.95 | 7.77 |
| Third Quarter 2011 | 9.05 | 3.10 |
| Fourth Quarter 2011 | 4.78 | 2.87 |

| | | |
|-------------------------------|------|------|
| First Quarter 2012 | 6.27 | 3.39 |
| Second Quarter 2012 | 4.12 | 2.5 |
| Third Quarter 2012 | 3.04 | 1.48 |
| Fourth Quarter 2012 | 2.52 | 1.25 |
| First Quarter 2013 | 3.63 | 1.90 |
| Monthly Highs and Lows | | |
| October 2012 | 1.85 | 1.61 |
| November 2012 | 1.88 | 1.25 |
| December 2012 | 2.52 | 1.67 |
| January 2013 | 3.12 | 2.42 |
| February 2013 | 3.63 | 2.48 |
| March 2013 | 2.65 | 1.90 |
| April 2013 (through April 22) | 2.45 | 1.62 |

The closing price for our ADSs on the New York Stock Exchange on April 22, 2013 was US\$2.01 per ADS.

B. Plan of Distribution

Not applicable.

90

[Table of Contents](#)

C. Markets

Our ADSs, each representing one of our ordinary shares, have been listed on the New York Stock Exchange since June 8, 2007 under the symbol “YGE.”

D. Selling Shareholders

Not applicable.

E. Dilution

Not applicable.

F. Expenses of the Issue

Not applicable.

ITEM 10. *ADDITIONAL INFORMATION*

A. Share Capital

Not applicable.

B. Memorandum and Articles of Association

We incorporate by reference into this annual report the description of our third amended and restated memorandum of association contained in our F-1 registration statement (File No. 333-142851), as amended, initially filed with the Commission on May 11, 2007. Our shareholders adopted our third amended and restated memorandum and articles of association by unanimous resolutions on May 11, 2007.

C. Material Contracts

We have not entered into any material contracts other than in the ordinary course of business and other than those described in “Item 4. Information on the Company” or elsewhere in this annual report.

D. Exchange Controls

Foreign Currency Exchange

Foreign currency exchange in China is primarily governed by the following rules:

- Foreign Currency Administration Rules (1996), as amended; and
- Administration Rules of the Settlement, Sale and Payment of Foreign Exchange (1996).

Under the Foreign Currency Administration Rules, the foreign exchange incomes of domestic entities and individuals can be remitted into China or deposited abroad, subject to the conditions and time limits to be issued by the PRC State Administration of Foreign Exchange, or SAFE. According to the Foreign Currency Administration Rules, the Renminbi is convertible for current account items, including the distribution of dividends, interest payments, trade and service-related foreign exchange transactions. Conversion of Renminbi for capital account items, such as direct investment, loan, securities investment, derivative transactions and repatriation of investment, however, is still subject to the approval of, and/or the registration with, SAFE or its local branches.

Under the Administration Rules of the Settlement, Sale and Payment of Foreign Exchange, foreign-invested enterprises may only buy, sell and/or remit foreign currencies at those banks authorized to conduct foreign exchange business after providing valid commercial documents and, in the case of capital account item transactions, obtaining approval from SAFE or its local branches. Capital investments by foreign-invested enterprises outside of China are also subject to limitations, which include approvals by the Ministry of Commerce, SAFE and the National Reform and Development Commission or their local counterparts. Currently, the PRC laws and regulations do not provide clear criteria as to how to obtain SAFE approval. SAFE and its local branches have broad discretion as to whether to issue the SAFE approval.

E. Taxation

Cayman Islands Taxation

The Cayman Islands currently levies no taxes on individuals or corporations based upon profits, income, gains or appreciation and there is no taxation in the nature of inheritance tax or estate duty. There are no other taxes likely to be material to us levied by the Government of the Cayman Islands except for stamp duties which may be applicable on instruments executed in, or brought within, the jurisdiction of the Cayman Islands. The Cayman Islands is not party to any double tax treaties. There are no exchange control regulations or currency restrictions in the Cayman Islands.

[Table of Contents](#)

We have, pursuant to Section 6 of the Tax Concessions Law (1999 Revision) of the Cayman Islands, obtained an undertaking from the Governor-in-Council that:

- (a) no law which is enacted in the Cayman Islands imposing any tax to be levied on profits, income or gains or appreciations shall apply to us or our operations:
- (b) the aforesaid tax or any tax in the nature of estate duty or inheritance tax shall not be payable on our ordinary shares, debentures or other obligations.

The undertaking that we have obtained is for a period of 20 years from August 15, 2006.

People's Republic of China Taxation

Under the "Enterprise Income Tax Law of the PRC," or the EIT Law, which took effect as of January 1, 2008, enterprises established under the laws of non-PRC jurisdictions but whose "de facto management bodies" are located in the PRC are considered "resident enterprises" for PRC tax purposes and are generally subject to the uniform 25% enterprise income tax rate as to their worldwide income. Under the implementation rules for the EIT Law, a "de facto management body" is defined as a body that has substantial and overall management and control over the manufacturing and business operations, personnel, accounting, properties and other factors of an enterprise. On April 22, 2009, the State Administration of Taxation promulgated a circular which sets out criteria for determining whether "de facto management bodies" are located in China for overseas incorporated, domestically controlled enterprises. However, as this circular only applies to enterprises incorporated under laws of foreign countries or regions that are controlled by PRC enterprises or groups of PRC enterprises, it remains unclear how the tax authorities will determine the location of "de facto management bodies" for overseas incorporated enterprises that are controlled by individual PRC residents like us and some of our subsidiaries. Therefore, although substantially all of our management is currently located in the PRC, it is unclear whether PRC tax authorities would require or permit our overseas registered entities to be treated as PRC resident enterprises. If the PRC tax authorities determine that Yingli Green Energy and some of our subsidiaries, such as Yingli International, Yingli Capital, Yingli Hong Kong, Cyber Power and Cyber Lighting, are PRC resident enterprises, we and such subsidiaries may be subject to the enterprise income tax at the rate of 25% as to our global income. In April 2009, the SAT issued Circular Guoshuihan [2009] No. 203 ("Circular 203") stipulating that entities which qualified for HNTE status should apply with the relevant tax authorities to enjoy the reduced EIT rate of 15.0% provided under the EIT Law starting from the year when the HNTE certificate becomes effective. In addition, an entity which qualified for HNTE status can continue to enjoy its remaining tax holiday from January 1, 2008 provided that it has obtained the HNTE certificate according to the new recognition criteria set by the EIT Law and the relevant regulations.

Moreover, the implementation rules for the EIT Law provide that an income tax rate of 10% may be applicable to dividends payable to non-PRC investors who are "non-resident enterprises and an income tax rate of 20% may be applicable for non-PRC individual investors" to the extent such dividends are derived from sources within the PRC, unless any such non-PRC investor's jurisdiction of incorporation has a tax treaty with China that provides for a different withholding arrangement. Furthermore, a circular issued by the Ministry of Finance and the State Administration of Taxation on February 22, 2008 stipulates that undistributed earnings generated prior to January 1, 2008 are exempt from enterprise income tax. We are a Cayman Islands holding company, Yingli International is a British Virgin Islands intermediate holding company and Cyber Lighting is a Hong Kong intermediate holding company. The Cayman Islands and the British Virgin Islands where such holding companies are incorporated do not have a tax treaty with China. According to the Arrangement between Mainland China and Hong Kong Special Administrative Region on the Avoidance of Double Taxation and Prevention of Fiscal Evasion with respect to Tax on Income entered into in August 2006, or the Mainland and the Hong Kong Taxation Arrangement and its relevant regulations, subject to the confirmation of the in-charge local tax authority, dividends paid by a foreign-invested enterprise in China to its direct holding company in Hong Kong will be subject to

withholding tax at a rate of no more than 5%, if the foreign investor is the “beneficial owner” and owns directly at least 25% of the equity interest of the foreign-invested enterprise. Furthermore, the State Administration of Taxation promulgated the Notice on How to Understand and Determine the Beneficial Owners in Tax Agreement in October 2009, or Circular 601, which provides guidance for determining whether a resident of a contracting state is the “beneficial owner” of an item of income under China’s tax treaties and tax arrangements. According to Circular 601, a beneficial owner generally must be engaged in substantive business activities. An agent or conduit company will not be regarded as a beneficial owner and, therefore, will not qualify for treaty benefits. The conduit company normally refers to a company that is set up for the purpose of avoiding or reducing taxes or transferring or accumulating profits. Substantially all of our income may be derived from dividends we receive from our operating subsidiaries located in the PRC. Thus, dividends for earnings accumulated beginning on January 1, 2008 payable to us by our subsidiaries in China, if any, will be subject to a 10% income tax or, in the case of the dividends paid to Cyber Lighting, 5% income tax (subject to the confirmation of the local tax authority) if we are considered as “non-resident enterprises” under the EIT Law.

Under the existing implementation rules of the EIT Law, it is unclear what will constitute income derived from sources within the PRC and therefore dividends paid by us to our non-PRC resident ADS holders and ordinary shareholders may be deemed to be derived from sources within the PRC and therefore be subject to the 10% PRC income tax for non-PRC investors who are non-resident enterprises and 20% PRC income tax for non-PRC investors who are individuals. Similarly, any gain realized on the transfer of our ADSs or ordinary shares by our non-PRC resident ADS holders may also be subject to the 10% or 20% PRC income tax if such gain is regarded as income derived from sources within the PRC.

In view of the issuance of Circular 601, it remains unclear whether any dividends to be distributed by us to our non-PRC shareholders and ADS holders whose jurisdiction of incorporation has a tax treaty with China providing for a different withholding arrangement will be entitled to the benefits under the relevant withholding arrangement.

[Table of Contents](#)

Certain United States Federal Income Tax Consequences

The following summary describes certain United States federal income tax consequences to U.S. Holders (defined below) of the purchase, sale, and ownership of our ordinary shares or ADSs as of the date hereof. Except where noted, this summary deals only with ordinary shares and ADSs held as capital assets. As used herein, the term “U.S. Holder” means a beneficial owner of an ordinary share or ADS that is for United States federal income tax purposes:

- an individual citizen or resident of the United States;
- a corporation (or other entity treated as a corporation for United States federal income tax purposes) created or organized in or under the laws of the United States, any state thereof or the District of Columbia;
- an estate the income of which is subject to United States federal income taxation regardless of its source; or
- a trust if it (1) is subject to the primary supervision of a court within the United States and one or more United States persons have the authority to control all substantial decisions of the trust or (2) has a valid election in effect under applicable United States Treasury regulations to be treated as a United States person.

This summary does not represent a detailed description of all of the United States federal income tax consequences which may be applicable to you in light of your particular circumstances or if you are subject to special treatment under the United States federal income tax laws, including if you are:

- a dealer in securities or currencies;
- a financial institution;
- a regulated investment company;
- a real estate investment trust;
- an insurance company;
- a tax-exempt organization;
- a person holding our ordinary shares or ADSs as part of a hedging, integrated or conversion transaction, a constructive sale or a straddle;
- a trader in securities that has elected the mark-to-market method of accounting for your securities;
- a person liable for alternative minimum tax;
- a person who owns or is deemed to own 10% or more of our voting stock;
- a United States expatriate;

- a partnership or other pass-through entity for United States federal income tax purposes; or
- a person whose “functional currency” is not the United States dollar.

If a partnership (or other entity treated as a partnership for United States federal income tax purposes) holds our ordinary shares or ADSs, the tax treatment of a partner will generally depend upon the status of the partner and the activities of the partnership. If you are a partner of a partnership holding our ordinary shares or ADSs, you should consult your tax advisors.

The discussion below is based upon the provisions of the Internal Revenue Code of 1986, as amended (the “Code”), and regulations, rulings and judicial decisions thereunder as of the date hereof, and such authorities may be replaced, revoked or modified so as to result in United States federal income tax consequences different from those discussed below. In addition, this summary is based, in part, upon representations made by the depositary to us and assumes that the deposit agreement, and all other related agreements, will be performed in accordance with their terms.

This summary does not address the effects of any state, local or non-United States tax laws. **If you are considering the purchase, ownership or disposition of our ordinary shares or ADSs, you should consult your own tax advisors concerning the United States federal income tax consequences to you in light of your particular situation as well as any consequences arising under the laws of any other taxing jurisdiction .**

[Table of Contents](#)

If you hold ADSs, for United States federal income tax purposes, you generally will be treated as the owner of the underlying ordinary shares that are represented by such ADSs. Accordingly, deposits or withdrawals of ordinary shares for ADSs will not be subject to United States federal income tax.

The following discussion assumes that we are not, and will not become a passive foreign investment company, or PFIC, for United States federal income tax purposes as discussed below.

Distributions on ADSs or Ordinary Shares

The gross amount of distributions on the ADSs or ordinary shares (including amounts withheld to reflect any PRC withholding taxes) will be taxable as dividends, to the extent paid out of our current or accumulated earnings and profits, as determined under United States federal income tax principles. Such income (including withheld taxes) will be includable in your gross income as ordinary income on the day actually or constructively received by you, in the case of the ordinary shares, or by the depositary, in the case of ADSs. Such dividends will not be eligible for the dividends received deduction allowed to corporations under the Code.

[Table of Contents](#)

With respect to certain non-corporate U.S. Holders, certain dividends received from a qualified foreign corporation may be subject to reduced rates of taxation. A foreign corporation is treated as a qualified foreign corporation with respect to dividends received from that corporation on shares (or ADSs backed by such shares) that are readily tradable on an established securities market in the United States. United States Treasury Department guidance indicates that depositary shares such as our ADSs (which are listed on the New York Stock Exchange), but not our ordinary shares, are treated as readily tradable on an established securities market in the United States for these purposes. Thus, while we believe that our ADSs currently should be considered readily tradeable for these purposes, we do not believe that dividends that we pay on our ordinary shares that are not backed by ADSs currently meet the conditions required for these reduced tax rates. There can be no assurance that our ADSs will be considered readily tradeable on an established securities market in later years. A qualified foreign corporation also includes a foreign corporation that is eligible for the benefits of certain income tax treaties with the United States. In the event that we are deemed to be a PRC “resident enterprise” under PRC tax law (see “— People’s Republic of China Taxation”), we may be eligible for the benefits of the income tax treaty between the United States and the PRC, and if we are eligible for such benefits, dividends we pay on our ordinary shares, regardless of whether such shares are represented by ADSs, may be eligible for the reduced rates of taxation. Non-corporate holders that do not meet a minimum holding period requirement during which they are not protected from the risk of loss or that elect to treat the dividend income as “investment income” pursuant to Section 163(d)(4) of the Code will not be eligible for the reduced rates of taxation regardless of our status as a qualified foreign corporation. In addition, the rate reduction will not apply to dividends if the recipient of a dividend is obligated to make related payments with respect to positions in substantially similar or related property. This disallowance applies even if the minimum holding period has been met. You should consult your own tax advisors regarding the application of these rules given your particular circumstances.

Non-corporate U.S. Holders will not be eligible for the reduced rates of taxation applicable to any dividends received from us if we are a PFIC in the taxable year in which such dividends are paid or in the preceding taxable year.

Under the PRC tax law, if the dividends paid by us are deemed to be derived from sources within the PRC, you may be subject to PRC withholding taxes on dividends paid to you with respect to the ADSs or ordinary shares. Subject to certain conditions and limitations, PRC withholding taxes on dividends, if any, may be treated as foreign taxes eligible for credit against your United States federal income tax liability. For purposes of calculating the foreign tax credit, dividends paid on the ADSs or ordinary shares will be treated as income from sources outside the United States and will generally constitute passive category income. Further, in certain circumstances, if you have held ADSs or ordinary shares for less than a specified minimum period during which you are not protected from risk of loss, or are obligated to make payments related to the dividends, you will not be allowed a foreign tax credit for foreign taxes

imposed on dividends paid on the ADSs or ordinary shares. The rules governing the foreign tax credit are complex. You should consult your own tax advisors regarding the availability of the foreign tax credit under your particular circumstances.

To the extent that the amount of any distribution exceeds our current and accumulated earnings and profits for a taxable year, as determined under United States federal income tax principles, the distribution will first be treated as a tax-free return of capital, causing a reduction in the adjusted basis of the ADSs or ordinary shares (thereby increasing the amount of gain, or decreasing the amount of loss, to be recognized by you on a subsequent disposition of the ADSs or ordinary shares), and the balance in excess of adjusted basis will be taxed as capital gain recognized on a sale or exchange. However, we do not expect to calculate earnings and profits in accordance with United States federal income tax principles. Therefore, you should expect that a distribution will generally be treated as a dividend (as discussed above).

Sale, Exchange or Other Disposition of ADSs or Ordinary Shares

You will recognize taxable gain or loss on any sale or exchange of ADSs or ordinary shares in an amount equal to the difference between the amount realized for the ADSs or ordinary shares and your tax basis in the ADSs or ordinary shares. Such gain or loss will generally be capital gain or loss. Capital gains of individuals derived with respect to capital assets held for more than one year are eligible for reduced rates of taxation. The deductibility of capital losses is subject to limitations. Any gain or loss recognized by you will generally be treated as United States source gain or loss. However, in the event that we are deemed to be a PRC “resident enterprise” under PRC tax law (see “— People’s Republic of China Taxation”), we may also be treated as a PRC tax resident for purposes of the income tax treaty between the United States and the PRC. If any PRC tax were to be imposed on any gain from the disposition of the ADSs or ordinary shares and if you are eligible for the benefits of the treaty, you may elect to treat such gain as PRC source gain under the treaty. If you are not eligible for the benefits of the treaty or you fail to make the election to treat any gain as PRC source, then you generally would not be able to use the foreign tax credit arising from any PRC tax imposed on the disposition of our ADSs or ordinary shares unless such credit can be applied (subject to applicable limitations) against tax due on other income derived from foreign sources.

You are urged to consult your tax advisors regarding the tax consequences if a foreign withholding tax is imposed on a disposition of ADSs or ordinary shares, including the availability of the foreign tax credit under your particular circumstances.

Passive Foreign Investment Company

We believe that we were not a PFIC for our taxable year ended on December 31, 2012, and we do not expect to become one for our current taxable year or in the future, although there can be no assurance in this regard. If, however, we are or become a PFIC, you could be subject to additional United States federal income taxes on gain recognized with respect to the ADSs or ordinary shares and on certain distributions, plus an interest charge on certain taxes treated as having been deferred under the PFIC rules. Non-corporate U.S. Holders will not be eligible for reduced rates of taxation on any dividends received from us, if we are a PFIC in the taxable year in which such dividends are paid or in the preceding taxable year. You are urged to consult your tax advisors concerning the United States federal income tax consequences of holding ADSs or ordinary shares if we are considered a PFIC in any taxable year.

[Table of Contents](#)

Information Reporting and Backup Withholding

In general, information reporting will apply to dividends in respect of our ADSs or ordinary shares and the proceeds from the sale, exchange or redemption of our ADSs or ordinary shares that are paid to you within the United States (and in certain cases, outside the United States), unless you are an exempt recipient. Backup withholding may apply to such payments if you fail to provide a taxpayer identification number or certification of other exempt status or fail to report in full dividend and interest income. Any amounts withheld under the backup withholding rules will be allowed as a refund or a credit against your United States federal income tax liability provided the required information is timely furnished to the Internal Revenue Service.

F. Dividends and Paying Agents

Not applicable.

G. Statement by Experts

Not applicable.

H. Documents on Display

We have filed this annual report, including exhibits, with the SEC. As allowed by the SEC, in Item 19 of this annual report, we incorporate by reference certain information we previously filed with the SEC. This means that we can disclose important information to you by referring you to another document filed separately with the SEC. The information incorporated by reference is considered to be part of this annual report.

You may read and copy this annual report, including the exhibits incorporated by reference in this annual report, at the SEC’s Public Reference Room at 100 F Street, N.E., Washington, D.C. 20549 and at the SEC’s regional offices in New York, New York and Chicago, Illinois. You can also request copies of this annual report, including the exhibits incorporated by reference in this annual report, upon payment of a duplicating fee, by writing information on the operation of the SEC’s Public Reference Room.

The SEC also maintains a website at www.sec.gov that contains reports and other information regarding registrants that file electronically with the SEC. Our annual report and some of the other information submitted by us to the SEC may be accessed through this web site.

As a foreign private issuer, we are exempt from the rules under the Exchange Act prescribing the furnishing and content of quarterly reports and proxy statements, and officers, directors and principal shareholders are exempt from the reporting and short-swing profit recovery provisions contained in Section 16 of the Exchange Act.

In accordance with NYSE Rule 203.01, we will post this annual report on our website www.yinglisolar.com. In addition, we will provide hardcopies of our annual report to shareholders, including ADS holders, free of charge upon request.

I. Subsidiary Information

Not applicable.

ITEM 11. *QUANTITATIVE AND QUALITATIVE DISCLOSURES ABOUT MARKET RISK*

Foreign Exchange Risk

Most of our sales are denominated in Euros or U.S. dollars, while a substantial portion of our costs and expenses is denominated in Renminbi, Euros and U.S. dollars. Under relevant PRC regulations, we are required to convert the foreign currencies we receive into Renminbi within specified time periods and prior to disbursement.

Fluctuations in currency exchange rates could have a significant effect on our financial stability due to a mismatch among various foreign currency-denominated assets and liabilities. Fluctuations in exchange rates, particularly among the U.S. dollar, Euro and Renminbi, affect our net profit margins and would result in foreign currency exchange gains or losses on our foreign currency denominated assets and liabilities. Our exposure to foreign exchange risk primarily relates to foreign currency exchange gains or losses resulting from timing differences between the signing of sales contracts or raw material supply contracts and the receipt of payment and the settlement or disbursement relating to these contracts. For example, the depreciation of the Euro against the Renminbi, such as in the third quarter and the fourth quarter of 2011, has adversely affected and could continue to adversely affect our total net revenues.

As of December 31, 2012, we held an equivalent of RMB3,995.8 million (US\$641.4 million) in accounts receivable and prepayment to suppliers (excluding the non-current portion), of which an equivalent of RMB 264.2 million (US\$42.4 million) were denominated in U.S. dollars and RMB 1,115.6 million (US\$179.1 million) were denominated in Euro. As the substantial majority of our sales of our products and purchases of our raw materials are denominated in U.S. dollars and Euro, any significant fluctuations in the exchange rates between the Renminbi and the U.S. dollar and/or the Euro could have a material adverse effect on our results of operations. Moreover, we had significant monetary assets and liabilities denominated in U.S. dollars and Euro as of December 31, 2012, which consisted mainly of accounts receivable, prepayment to suppliers and accounts payable. Fluctuations in foreign exchange rates could also have a material adverse effect on the value of these monetary assets and liabilities denominated in U.S. dollars and Euro. Generally, appreciation of Renminbi against U.S. dollars and Euro will result in foreign exchange losses for monetary assets denominated in U.S. dollars and Euro and foreign exchange gains for monetary liabilities denominated in U.S. dollars and Euro. Conversely, depreciation of Renminbi against U.S. dollars and Euro will generally result in foreign exchange gains for monetary assets denominated in U.S. dollars and Euro and foreign exchange losses for monetary liabilities denominated in U.S. dollars and Euro.

[Table of Contents](#)

Without taking into account the effect of the potential use of hedging or other derivative financial instruments, we estimate that a 10% appreciation of Renminbi based on the foreign exchange rate on December 31, 2012 would result in our holding Renminbi equivalents of RMB 235.6 million (US\$37.8 million) for our accounts receivable and prepayment to suppliers denominated in U.S. dollars as of December 31, 2012. These amounts would represent net loss of RMB28.5 million (US\$4.6 million) for our accounts receivable and prepayment to suppliers denominated in U.S. dollars as of December 31, 2012. Conversely, we estimate that a 10% depreciation of Renminbi would result in our holding Renminbi equivalents of RMB 288.0 million (US\$46.2 million) for our accounts receivable and prepayment to suppliers denominated in U.S. dollars as of December 31, 2012. These amounts would represent net income of RMB23.9 million (US\$3.8 million) for our accounts receivable and prepayment to suppliers denominated in U.S. dollars as of December 31, 2012.

Without taking into account the effect of the potential use of hedging or other derivative financial instruments, we estimate that a 10% appreciation of Renminbi based on the foreign exchange rate on December 31, 2012 would result in our holding Renminbi equivalents of RMB 991.6 million (US\$159.2 million) for our accounts receivable and prepayment to suppliers denominated in Euro as of December 31, 2012. These amounts would represent net loss of RMB123.9 million (US\$19.9 million) for our accounts receivable and prepayment to suppliers denominated in Euro as of December 31, 2012. Conversely, we estimate that a 10% depreciation of Renminbi would result in our holding Renminbi equivalents of RMB 1,212.0 million (US\$194.5 million) for our accounts receivable and prepayment to suppliers denominated in Euro as of December 31, 2012. These amounts would represent net income of RMB96.4 million (US\$15.5 million) for our accounts receivable and prepayment to suppliers denominated in Euro as of December 31, 2012.

Yingli Green Energy's functional currency is U.S. dollars. Assets and liabilities of Yingli Green Energy are translated into our reporting currency, the Renminbi, using the exchange rate on the balance sheet date. Revenues and expenses are translated into our reporting currency, the Renminbi, at average rates prevailing during the year. The gains and losses resulting from the translation of financial statements of Yingli Green Energy are recognized as a separate component of accumulated other comprehensive income within shareholders' equity. The functional currency of our PRC subsidiaries is the Renminbi. Tianwei Yingli translates transactions denominated in other currencies into Renminbi and recognizes any foreign currency exchange gains and losses in our statement of comprehensive income (loss).

In 2010, 2011 and 2012, net foreign currency exchange loss was RMB338.2 million, RMB190.5 million and RMB78.6 million (US\$12.6 million), respectively, primarily due to depreciation of the U.S. dollar and the Euro against the Renminbi. In addition, we have entered into hedging and foreign currency

forward arrangements to limit our exposure to foreign currency exchange risk. We expect that we will continue to be exposed to foreign currency exchange risk to the extent that our hedging and foreign currency forward arrangements do not cover all of our expected revenues denominated in foreign currencies. We cannot predict the effect of exchange rate fluctuations on our foreign exchange gains or losses in the future. We may continue to reduce the effect of such exposure through foreign currency forward or other similar arrangements, but because of the limited availability of such instruments in China, we cannot assure you that we will always find a hedging arrangement suitable to us, or that such derivative activities will be effective in managing our foreign exchange risk. The value of your investment in our company will be affected by the foreign exchange rate between U.S. dollars and Renminbi. For example, a decline in the value of the Renminbi against the U.S. dollar could reduce the U.S. dollar equivalent amounts of our financial results, the dividends Tianwei Yingli may pay us in the future and the value of your investment in us, all of which may have a material adverse effect on the value of our ADSs.

Interest Rate Risk

Our exposure to interest rate risk primarily relates to our interest expenses incurred by our short-term and long-term borrowings and interest income generated by excess cash invested in demand deposits. Such interest-earning instruments carry a degree of interest rate risk. As of December 31, 2012, we had RMB7,526.0 million (US\$1,208.0 million) in outstanding short-term borrowings (including the current portion of long-term debt), RMB3,911.9 million (US\$627.9 million) in outstanding medium-term notes and RMB4,076.5 million (US\$654.3 million) in outstanding long-term debt (excluding the current portion). We have not used any derivative financial instruments to manage our interest rate risk exposure due to the lack of such financial instruments in China. We have not been exposed nor do we anticipate being exposed to material risks due to changes in interest rates. However, our future interest expense may increase due to changes in market interest rates.

[Table of Contents](#)

ITEM 12. DESCRIPTION OF SECURITIES OTHER THAN EQUITY SECURITIES

A. Debt Securities

Not applicable.

B. Warrants and Rights

Not applicable.

C. Other Securities

Not applicable.

D. American Depositary Shares

Fees Paid by Our ADS Holders

ADS holders will be charged a fee for each issuance of ADSs, including issuances resulting from distributions of shares, rights and other property, and for each surrender of ADSs in exchange for deposited securities. The fee in each case is \$5.00 for each 100 ADSs (or any portion thereof) issued or surrendered.

The following additional charges will be incurred by the ADS holders, by any party depositing or withdrawing shares or by any party surrendering ADSs or to whom ADSs are issued (including, without limitation, issuance pursuant to a stock dividend or stock split declared by us or an exchange of stock regarding the ADSs or the deposited securities or a distribution of ADRs), whichever is applicable:

- to the extent not prohibited by the rules of any stock exchange or interdealer quotation system upon which the ADSs are traded, a fee of US\$1.50 per ADR or ADRs for transfers of certificated or direct registration ADRs;
- a fee of US\$0.02 or less per ADS (or portion thereof) for any cash distribution made pursuant to the deposit agreement;
- a fee of US\$0.04 per ADS (or portion thereof) per calendar year for services performed by the depositary in administering our ADR program (which fee may be charged on a periodic basis during each calendar year (with the aggregate of such fees not to exceed the amount set forth above) and shall be assessed against holders of ADRs as of the record date or record dates set by the depositary during each calendar year and shall be payable in the manner described in the next succeeding provision);
- any other charge payable by any of the depositary, any of the depositary's agents, including, without limitation, the custodian, or the agents of the depositary's agents in connection with the servicing of our shares or other deposited securities (which charge shall be assessed against registered holders of our ADRs as of the record date or dates set by the depositary and shall be payable at the sole discretion of the depositary by billing such registered holders or by deducting such charge from one or more cash dividends or other cash distributions);
- a fee for the distribution of securities (or the sale of securities in connection with a distribution), such fee being in an amount equal to the fee for the execution and delivery of ADSs which would have been charged as a result of the deposit of such securities (treating all such securities as if they were shares) but which securities or the net cash proceeds from the sale thereof are instead distributed by the depositary to those holders entitled thereto;

- stock transfer or other taxes and other governmental charges;
- cable, telex and facsimile transmission and delivery charges incurred at your request;
- transfer or registration fees for the registration of transfer of deposited securities on any applicable register in connection with the deposit or withdrawal of deposited securities;
- expenses of the depositary in connection with the conversion of foreign currency into U.S. dollars; and
- such fees and expenses as are incurred by the depositary (including without limitation expenses incurred in connection with compliance with foreign exchange control regulations or any law or regulation relating to foreign investment) in delivery of deposited securities or otherwise in connection with the depositary's or its custodian's compliance with applicable laws, rules or regulations.

[Table of Contents](#)

We will pay all other charges and expenses of the depositary and any agent of the depositary (except the custodian) pursuant to agreements from time to time between us and the depositary. The fees described above may be amended from time to time.

The depositary collects its fees for issuance and cancellation of ADSs directly from investors depositing shares or surrendering ADSs for the purpose of withdrawal or from intermediaries acting for them. The depositary collects fees for making distributions to investors by deducting those fees from the amounts distributed or by selling a portion of distributable property to pay the fees. The depositary may collect its annual fee for depositary services by deduction from cash distributions, or by directly billing investors, or by charging the book-entry system accounts of participants acting for them. The depositary may generally refuse to provide services to any holder until the fees owing by such holder for those services and any other unpaid fees are paid.

Fees and Payments from the Depositary to Us

Our depositary, JPMorgan Chase Bank, N.A., has agreed to reimburse us for our expenses incurred in connection with our ADR and investor relations programs in the future. There are limits on the amount of expenses for which the depositary will reimburse us, but the amount of reimbursement is not related to the amount of fees the depositary collects from the ADS holders. In 2012, we received from our depositary a reimbursement of US\$1.1 million relating to the ADS facility.

PART II

ITEM 13. DEFAULTS, DIVIDEND ARREARAGES AND DELINQUENCIES

None.

ITEM 14. MATERIAL MODIFICATIONS TO THE RIGHTS OF SECURITY HOLDERS AND USE OF PROCEEDS

On October 17, 2007, our board of directors adopted a shareholders rights plan. Under this rights plan, one right was distributed with respect to each of our ordinary shares outstanding at the closing of business on October 26, 2007. These rights entitle the holders to purchase ordinary shares from us at half of the market price at the time of purchase in the event that a person or group obtains ownership of 15% or more of our ordinary shares (including by acquisition of the ADSs representing an ownership interest in the ordinary shares) or enters into an acquisition transaction without the approval of our board of directors. Under the terms of the shareholder rights plan, subject to certain conditions and exceptions, a "Yingli Power Entity", which refers to Yingli Power or any of its affiliates, may hold ownership of 15% or more of our ordinary shares without entitling holders of the rights to purchase ordinary shares from us at half of the market price at the time of purchase. In June 2008, we amended the definition of "Yingli Power Entity" in our shareholder rights plan to include any pledgee, chargee or mortgagee of any ordinary shares held by Yingli Power or any transferee of such pledgee, chargee or mortgagee.

In February 2009, we entered into a supplemental agreement to the deposit agreement for the ADSs to provide for the distribution of certain information and other procedures in connection with our shareholders rights plan. In addition, the deposit agreement for the ADSs was amended in February 2009 to update the description of our reporting requirements under the Exchange Act.

We completed our initial public offering, in which we offered and sold 26,550,000 ordinary shares and several of our shareholders sold an aggregate of 2,950,000 ordinary shares, in the form of ADSs, at US\$11.00 per ADS in June 2007, after our ordinary shares and ADSs were registered under the Securities Act. The aggregate price of the offering amount registered and sold was US\$324.5 million, of which we received net proceeds of US\$273.8 million. None of the transaction expenses included payments to directors or officers of our company or their associates, persons owning more than 10% or more of our equity securities or our affiliates. None of the net proceeds from the initial public offering were paid, directly or indirectly, to any of our directors or officers or their associates, persons owning 10% or more of our equity securities or our affiliates. The effective date of our registration statement on Form F-1 (File number: 333-142851) was June 7, 2007. Goldman Sachs (Asia) L.L.C. was the sole global coordinator, Goldman Sachs (Asia) L.L.C. and UBS AG were the joint book runners and Piper Jaffray & Co. and CIBC World Markets Corp. were the other underwriters of the offering. We have used all the net proceeds received from our initial public offering.

In December 2007, we completed a convertible note offering and secondary offering, in which we offered and sold an aggregate of US\$172.5 million of zero coupon convertible senior notes due 2012, and several of our shareholders sold an aggregate of 6,440,000 ordinary shares in the form of ADSs at

US\$31.00 per ADS, after our notes and ordinary shares and ADSs were registered under the Securities Act. The aggregate price of the notes registered amount registered and sold was US\$172.5 million, of which we received net proceeds of US\$168.2 million. None of the transaction expenses included payments to directors or officers of our company or their associates, persons owning more than 10% or more of our equity securities or our affiliates. None of the net proceeds from the offering were paid, directly or indirectly, to any of our directors or officers or their associates, persons owning 10% or more of our equity securities or our affiliates. The effective date of our registration statement for the notes, ordinary shares and ADSs on Form F-1 (File number: 333-147223) was December 10, 2007. Credit Suisse Securities (USA) LLC was the sole global coordinator, Credit Suisse Securities (USA) LLC, Goldman Sachs (Asia) L.L.C. and Merrill Lynch, Pierce, Fenner & Smith Incorporated were the joint book runners and Piper Jaffray & Co. was the other underwriter of the offering. We have used all the net proceeds received from our convertible note offering.

[Table of Contents](#)

In June 2009, we completed a follow-on public offering, in which we offered and sold an aggregate of 18,390,000 ordinary shares, and Yingli Power sold 3,000,000 ordinary shares, in the form of ADS, at US\$13.00 per ADS, after our ordinary shares and ADSs were registered under the Securities Act. The aggregate price of the offering amount registered and sold was US\$239.1 million, of which we received net proceeds of US\$227.4 million. None of the transaction expenses included payments to directors or officers of our company or their associates, persons owning more than 10% or more of our equity securities or our affiliates. None of the net proceeds from the offering were paid, directly or indirectly, to any of our directors or officers or their associates, persons owning 10% or more of our equity securities or our affiliates. The effective date of our registration statement on Form F-3 (File number: 333-142851) was November 28, 2008. Deutsche Bank Securities Inc. was the sole global coordinator, Deutsche Bank Securities Inc., Credit Suisse Securities (USA) LLC and Citigroup Global Markets Inc. were the joint book runners and Piper Jaffray & Co. was the other underwriter of the offering.

We have used approximately US\$50.0 million of the net proceeds received from our June 2009 offering to repay the loan facility provided by ADM Capital to Yingli China, our subsidiary.

The remaining net proceeds have been used for general corporate purposes, including funding our working capital needs.

ITEM 15. CONTROLS AND PROCEDURES

Evaluation of Disclosure Controls and Procedures

As of the end of the period covered by this annual report, an evaluation has been carried out under the supervision and with the participation of our management, including our chief executive officer and our chief financial officer, of the effectiveness of the design and operation of our disclosure controls and procedures, as such term is defined under Rules 13a-15(e) and 15d-15(e) promulgated under the Exchange Act. Based on that evaluation, our chief executive officer and chief financial officer have concluded that our disclosure controls and procedures are effective in ensuring that material information required to be disclosed in this annual report is recorded, processed, summarized and reported to them for assessment, and required disclosure is made within the time period specified in the rules and forms of the Commission.

Management's Annual Report on Internal Control Over Financial Reporting

Our management is responsible for establishing and maintaining adequate internal control over financial reporting, as such term is defined in Rule 13a-15(f) under the Exchange Act, for our company. Internal control over financial reporting is a process designed to provide reasonable assurance regarding the reliability of financial reporting and the preparation of consolidated financial statements in accordance with generally accepted accounting principles and includes those policies and procedures that (1) pertain to the maintenance of records that, in reasonable detail, accurately and fairly reflect the transactions and dispositions of a company's assets, (2) provide reasonable assurance that transactions are recorded as necessary to permit preparation of consolidated financial statements in accordance with generally accepted accounting principles, and that a company's receipts and expenditures are being made only in accordance with authorizations of a company's management and directors, and (3) provide reasonable assurance regarding prevention or timely detection of unauthorized acquisition, use, or disposition of a company's assets that could have a material effect on the consolidated financial statements.

Because of its inherent limitations, a system of internal control over financial reporting can provide only reasonable assurance with respect to consolidated financial statement preparation and presentation and may not prevent or detect misstatements. Also, projections of any evaluation of effectiveness to future periods are subject to the risk that controls may become inadequate because of changes in conditions, or that the degree of compliance with the policies or procedures may deteriorate.

As required by Section 404 of the Sarbanes-Oxley Act of 2002 and related rules as promulgated by the Commission, our management assessed the effectiveness of the internal control over financial reporting as of December 31, 2012 using criteria established in "Internal Control-Integrated Framework" issued by the Committee of Sponsoring Organizations of the Treadway Commission. Based on this assessment, management concluded that our internal control over financial reporting was effective as of December 31, 2012 based on the criteria established in "Internal Control-Integrated Framework" issued by the Committee of Sponsoring Organizations of the Treadway Commission.

The effectiveness of internal control over financial reporting as of December 31, 2012 has been audited by KPMG, an independent registered public accounting firm, who has also audited our consolidated financial statements for the year ended December 31, 2012. KPMG's report on the effectiveness of our internal control over financial reporting is included on page F-3 of this annual report.

Changes in Internal Control over Financial Reporting

There were no changes in our internal control over financial reporting that occurred during the year ended December 31, 2012 that have materially affected, or are reasonably likely to materially affect, our internal control over financial reporting.

[Table of Contents](#)
ITEM 16A. AUDIT COMMITTEE FINANCIAL EXPERT

Our Board of Directors has determined that Mr. Iain Ferguson Bruce qualifies as “audit committee financial expert” as defined in Item 16A of Form 20-F. All of the members of our audit committee satisfy the “independence” requirements of the NYSE rules and Rule 10A-3(b)(1) under the Exchange Act.

ITEM 16B. CODE OF ETHICS

Our board of directors has adopted a code of ethics that applies to our directors, officers, employees and agents, including certain provisions that specifically apply to our chief executive officer, chief financial officer, chief operating officer, chief technology officer, vice presidents and any other persons who perform similar functions for us. We have filed our code of business conduct and ethics as an exhibit to our registration statement on Form F-1 (File No. 333-142851), as amended, initially filed with the Commission on May 11, 2007. We hereby undertake to provide to any person without charge, a copy of our code of business conduct and ethics within ten working days after we receive such person’s written request.

ITEM 16C. PRINCIPAL ACCOUNTANT FEES AND SERVICES

The following table sets forth the aggregate fees by categories specified below in connection with certain professional services rendered by KPMG, our principal external auditors, for the periods indicated. We did not pay any other fees to our auditors during the periods indicated below.

| | For the Year Ended December 31, | | |
|-----------------------|---------------------------------|-----------------------|------------------------|
| | 2011 | 2012 | |
| | (In thousands of RMB) | (In thousands of RMB) | (In thousands of US\$) |
| Audit fees(1) | 7,495 | 7,559 | 1,213 |
| Audit-related fees(2) | 3,619 | 2,987 | 479 |

- (1) Audit fees means the aggregate fees billed in each of the fiscal years listed for professional services rendered by our principal auditors for the audit of our annual financial statements or services that are normally provided by the auditors in connection with statutory and regulatory filings or engagements.
- (2) Audit-related fees means the aggregate fees billed in each of the fiscal years listed for assurance and related services by our principal auditors that are reasonably related to the performance of the audit or review of our financial statements and are not reported under “Audit fees”. Services comprising the fees disclosed under the category of “Audit-related fees” involve principally the procedures in connection with our quarterly financial statements. The policy of our audit committee is to pre-approve all audit and non-audit services provided by KPMG.

ITEM 16D. EXEMPTIONS FROM THE LISTING STANDARDS FOR AUDIT COMMITTEES

Not applicable.

ITEM 16E. PURCHASES OF EQUITY SECURITIES BY THE ISSUER AND AFFILIATED PURCHASERS

The table below is a summary of purchases by us of our ADSs during the year ended December 31, 2012:

| Period | Total Number of Shares Purchased(2) | Average Price Paid Per ADS | Total Number of Shares Purchased as Part of Publicly Announced Plans or Programs(1)(2) | Approximate Dollar Value of ADSs that May Yet Be Purchased Under the Plans or Programs(1) |
|--------------------------------------|-------------------------------------|----------------------------|--|---|
| October 1, 2011 – October 31, 2011 | 1,921,158 | US\$ 3.59 | 1,921,158 | US\$ 93,101,380 |
| November 1, 2011 – November 30, 2011 | 3,644,663 | US\$ 3.49 | 5,565,821 | US\$ 80,366,260 |
| December 1, 2011 – December 30, 2011 | 1,200 | US\$ 3.52 | 5,567,021 | US\$ 80,362,031 |
| January 1, 2012 – March 31, 2012 | 24,900 | US\$ 3.45 | 5,591,921 | US\$ 80,275,574 |
| April 1, 2012 – June 30, 2012 | 134,787 | US\$ 3.44 | 5,726,708 | US\$ 79,808,762 |
| Total | 5,726,708 | US\$ 3.53 | 5,726,708 | US\$ 79,808,762 |

- (1) On September 30, 2011, we announce a share repurchase program for the repurchase of up to US\$100 million worth of our ADSs from time to time over the next 12 months in the open market or in negotiated transactions.
- (2) The ADSs repurchased in 2011 and 2012, representing 5,726,708 ordinary shares, are being held as treasury shares.

ITEM 16F. CHANGE IN REGISTRANT'S CERTIFYING ACCOUNTANT

Not applicable.

ITEM 16G. CORPORATE GOVERNANCE

We are a “foreign private issuer” (as such term is defined in Rule 3b-4 under the Exchange Act), and our ADSs, each representing one ordinary share, are listed on the New York Stock Exchange. Under Section 303A of the New York Stock Exchange Listed Company Manual, New York Stock Exchange listed companies that are foreign private issuers are permitted to follow home country practice in lieu of the corporate governance provisions specified by the New York Stock Exchange with limited exceptions. The following summarizes some significant ways in which our corporate governance practices differ from those followed by domestic companies under the listing standards of the New York Stock Exchange.

- Under the listing standards of the New York Stock Exchange, domestic companies are required to have a nominating/corporate governance committee, composed entirely of independent directors. In addition to identifying individuals qualified to become board members, the nominating/corporate governance committee must develop and recommend to the board a set of corporate governance principles. We do not have a nominating/corporate governance committee, and the Companies Law of the Cayman Islands does not require companies incorporated in Cayman Islands to have a nominating/corporate governance committee. Currently, our board of directors performs the duties of the nominating/corporate governance committee and regularly reviews our corporate governance principles and practice.

ITEM 16H. MINE SAFETY DISCLOSURE

Not applicable.

PART III**ITEM 17. FINANCIAL STATEMENTS**

Not applicable

ITEM 18. FINANCIAL STATEMENTS

The following financial statements are filed as part of this annual report, together with the reports of the Independent Registered Public Accounting Firm:

- Consolidated Balance Sheets as of December 31, 2011 and 2012
- Consolidated Statements of Comprehensive Income (Loss) for the years ended December 31, 2010, 2011 and 2012
- Consolidated Statements of Changes in Equity for the years ended December 31, 2010, 2011 and 2012
- Consolidated Statements of Cash Flows for the years ended December 31, 2010, 2011 and 2012
- Notes to the Consolidated Financial Statements

[Table of Contents](#)

ITEM 19. EXHIBITS

| Exhibit Number | Description of Document |
|---------------------------|---|
| 1.1 | Third Amended and Restated Memorandum and Articles of Association of Yingli Green Energy Holding Company Limited (incorporated by reference to Exhibit 3.1 from our registration statement on Form F-1 (File No. 333-147223), as amended, initially filed with the Commission on November 7, 2007) |
| 2.1 | Form of Registrant's American Depositary Receipt (incorporated by reference to Exhibit 4.1 from our registration statement on Form F-1 (File No. 333-142851), as amended, initially filed with the Commission on May 11, 2007) |
| 2.2 | Registrant's Specimen Certificate for Ordinary Shares (incorporated by reference to Exhibit 4.2 from our registration statement on Form F-1 (File No. 333-142851), as amended, initially filed with the Commission on May 11, 2007) |
| 2.3 | Form of Deposit Agreement among the Registrant, the depositary and Owners and Beneficial Owners of the American Depositary Shares issued thereunder (incorporated by reference to Exhibit 4.3 from our registration statement on Form F-1 (File No. 333-142851), as amended, initially filed with the Commission on May 11, 2007) |
| 2.4 | Amendment No. 1 to Deposit Agreement among the Registrant, the depositary and all holders from time to time of American Depositary Receipts issued thereunder (incorporated by reference to Exhibit 99.A.2 from our Post-Effective Amendment No. 1 to our registration statement on Form F-6 (File No. 333-142852), filed with the Commission on March 2, 2009) |

| | |
|-----|--|
| 2.5 | Supplemental Agreement to Deposit Agreement among the Registrant, the depositary and all holders from time to time of American Depositary Receipts issued under the Deposit Agreement (incorporated by reference to Exhibit 99.A.2 from our Post-Effective Amendment No. 1 to our registration statement on Form F-6 (File No. 333-142852), filed with the Commission on March 2, 2009) |
| 2.6 | Trust Deed, dated January 19, 2007, between the Registrant and DBS Trustee Limited relating to the Registrant's 2006 Stock Incentive Plan Restricted Stock Award Agreement (incorporated by reference to Exhibit 4.17 from our registration statement on Form F-1 (File No. 333-142851), as amended, initially filed with the Commission on May 11, 2007) |
| 2.7 | Rights Agreement, dated as of October 17, 2007, between Yingli Green Energy Holding Company Limited and RBC Dexia Corporate Services Hong Kong Limited, as Rights Agent, which includes the Form of Right Certificate as Exhibit A and the Summary of Rights as Exhibit B (incorporated by reference to Exhibit 4.1 from our registration statement on Form 8-A (File No. 001-33469), as amended, initially filed with the Commission on October 17, 2007) |
| 2.8 | Amendment No. 1 to Rights Agreement, dated as of June 2, 2008, between Yingli Green Energy Holding Company Limited and RBC Dexia Corporate Services Hong Kong Limited, as Rights Agent (incorporated by reference to Exhibit 4.2 from our registration statement on Form 8-A (File No. 001-33469), as amended, filed with the Commission on June 3, 2008) |
| 2.9 | Indenture, dated November 28, 2008, between the Registrant and Wilmington Trust Company, as trustee (incorporated by reference to Exhibit 4.4 from our registration statement on Form F-3 (File No. 333-155782), as amended, initially filed with the Commission on November 28, 2008) |
| 4.1 | 2006 Stock Incentive Plan (incorporated by reference to Exhibit 10.1 from our registration statement on Form F-1 (File No. 333-142851), as amended, initially filed with the Commission on May 11, 2007) |

103

[Table of Contents](#)

| Exhibit Number | Description of Document |
|----------------|---|
| 4.2 | Form of Employment Agreement between the Registrant and an Executive Officer of the Registrant (incorporated by reference to Exhibit 10.2 from our registration statement on Form F-1 (File No. 333-142851), as amended, initially filed with the Commission on May 11, 2007) |
| 4.3 | Joint Venture Contract of Baoding Tianwei Yingli New Energy Resources Co., Ltd., dated August 25, 2006, and Supplemental Contracts Nos. 1, 2, and 3 thereto, dated October 10, 2006, November 13, 2006 and December 18, 2006, respectively (incorporated by reference to Exhibit 10.3 from our registration statement on Form F-1 (File No. 333-142851), as amended, initially filed with the Commission on May 11, 2007) |
| 4.4 | Credit Contract, dated November 29, 2010, between Tianwei Yingli, as borrower, and The Bank of East Asia (China) Limited, Beijing Branch, as lender (incorporated by reference to Exhibit 4.8 from our annual report on form 20-F filed with the Commission on May 11, 2011) |
| 4.5 | Loan Agreement, dated December 22, 2008, between Yingli Energy (China) Company Limited as borrower and China Development Bank as lender (incorporated by reference to Exhibit 4.17 from our annual report on Form 20-F filed with the Commission on June 15, 2009) |
| 4.6 | Agreement on Pledge of Receivables, dated December 22, 2008, between Yingli Energy (China) Company Limited as pledgor and China Development Bank as pledgee (incorporated by reference to Exhibit 4.18 from our annual report on Form 20-F filed with the Commission on June 15, 2009) |
| 4.7 | Mortgage Agreement, dated December 22, 2008, between Yingli Energy (China) Company Limited as mortgagor and China Development Bank as mortgagee (incorporated by reference to Exhibit 4.19 from our annual report on Form 20-F filed with the Commission on June 15, 2009) |

104

[Table of Contents](#)

| Exhibit Number | Description of Document |
|----------------|---|
| 4.8 | Guarantee Agreement, dated December 22, 2008, between Baoding Tianwei Yingli New Energy Resources Co., Ltd. as guarantor and China Development Bank as guarantee (incorporated by reference to Exhibit 4.20 from our annual report on Form 20-F filed with the Commission on June 15, 2009) |
| 4.9 | Loan Contract, dated October 12, 2010, between Baoding Tianwei Yingli New Energy Resources Co., Ltd as borrower, and The Export-Import Bank of China as lender (incorporated by reference to Exhibit 4.19 from our annual report on form 20-F filed with the Commission on May 11, 2011) |
| 4.10 | Supply Agreement, dated November 13, 2006, between Wacker Chemie AG and Tianwei Yingli (incorporated by reference to Exhibit 10.29 from our registration statement on Form F-1 (File No. 333-142851), as amended, initially filed with the Commission on May 11, 2007) |
| 4.11 | Supply Agreement, dated August 10, 2006, between Wacker Chemie AG and Tianwei Yingli (incorporated by reference to Exhibit 10.30 from our registration statement on Form F-1 (File No. 333-142851), as amended, initially filed with the Commission on May 11, 2007) |
| 4.12 | Amendment No. 1 to Yingli Green Energy Holding Company Limited 2006 Stock Incentive Plan (incorporated by reference to Exhibit 10.32 from our registration statement on Form F-1 (File No. 333-142851), as amended, initially filed with the Commission on May 11, 2007) |
| 4.13 | Amendment No. 2 to Yingli Green Energy Holding Company Limited 2006 Stock Incentive Plan (incorporated by reference to Exhibit 4.23 from our annual report on form 20-F filed with the Commission on June 25, 2010) |
| 4.14 | Supplemental Contract No. 4 to the Joint Venture Contract of Baoding Tianwei Yingli New Energy Resources Co., Ltd., dated |

| | |
|-------|--|
| | September 28, 2007 (incorporated by reference to Exhibit 10.35 from our registration statement on Form F-1 (File No. 333-147223), as amended, initially filed with the Commission on November 7, 2007) |
| 4.15 | Supply Agreement, dated July 4, 2007, between Wacker Chemie AG and Tianwei Yingli (incorporated by reference to Exhibit 10.36 from our registration statement on Form F-1 (File No. 333-147223), as amended, initially filed with the Commission on November 7, 2007) |
| 4.16 | Supply Agreement, dated September 5, 2007, between Wacker Chemie AG and Tianwei Yingli (incorporated by reference to Exhibit 10.37 from our registration statement on Form F-1 (File No. 333-147223), as amended, initially filed with the Commission on November 7, 2007) |
| 4.17 | Supplemental Agreement, dated November 6, 2008, between Tianwei Yingli, as borrower, and the lenders and the agent thereunder, relating to the Term Facility Agreement, dated August 29, 2008, by and between the parties thereto, or the Tianwei Yingli Term Facility Agreement (incorporated by reference to Exhibit 10.1 from our registration statement on Form F-3 (File No. 333-155782), as amended, initially filed with the Commission on November 28, 2008) |
| 4.18 | Supplemental Deed, dated November 6, 2008, between the Registrant, as guarantor, and the lender and the agent under the Tianwei Yingli Term Facility Agreement, relating to the Corporate Guarantee, dated August 29, 2008, by and between the parties thereto (incorporated by reference to Exhibit 10.2 from our registration statement on Form F-3 (File No. 333-155782), as amended, initially filed with the Commission on November 28, 2008) |
| 4.19 | Loan Agreement, dated January 15, 2010, between Tianwei Yingli, as borrower, and Bank of China Limited, Baoding Branch, as lender (incorporated by reference to Exhibit 4.30 from our annual report on form 20-F filed with the Commission on May 11, 2011) |
| 4.20 | Fixed Asset Loan Agreement, dated June 10, 2010, between Yingli China and Bank of Communications, Hebei Branch (incorporated by reference to Exhibit 4.32 from our annual report on form 20-F filed with the Commission on May 11, 2011) |
| 4.21 | Loan Agreement, dated March 17, 2011, between Yingli China and Bank of Communications Co., Ltd. (incorporated by reference to Exhibit 4.33 from our annual report on form 20-F filed with the Commission on April 26, 2012) |
| 4.22* | Loan Agreement, dated June 26, 2012, between Yingli International Trading and China Development Bank |

[Table of Contents](#)

| Exhibit Number | Description of Document |
|----------------|---|
| 8.1* | Subsidiaries of the Registrant |
| 11.1 | Code of Business Conduct and Ethics (incorporated by reference to Exhibit 99.1 from the registrant's registration statement on Form F-1 (File No. 333-142851), as amended, initially filed with the Commission on May 11, 2007) |
| 12.1* | CEO Certification Pursuant to Section 302 of the Sarbanes-Oxley Act of 2002 |
| 12.2* | CFO Certification Pursuant to Section 302 of the Sarbanes-Oxley Act of 2002 |
| 13.1* | CEO Certification Pursuant to Section 906 of the Sarbanes-Oxley Act of 2002 |
| 13.2* | CFO Certification Pursuant to Section 906 of the Sarbanes-Oxley Act of 2002 |
| 15.1* | Consent of Independent Registered Public Accounting Firm |
| 101.INS** | XBRL Instance Document |
| 101.SCH** | XBRL Taxonomy Extension Schema Document |
| 101.CAL** | XBRL Taxonomy Extension Calculation Linkbase Document |
| 101.DEF** | XBRL Taxonomy Extension Definition Linkbase Document |
| 101.LAB** | XBRL Taxonomy Extension Label Linkbase Document |
| 101.PRE** | XBRL Taxonomy Extension Presentation Linkbase Document |

* Filed with this annual report

** XBRL (eXtensible Business Reporting Language) information is furnished and not filed or a part of a registration statement or prospectus for purposes of Sections 11 or 12 of the Securities Act of 1933, as amended, is deemed not filed for purposes of Section 18 of the Exchange Act of 1934, as amended, and otherwise is not subject to liability under these sections.

[Table of Contents](#)

SIGNATURES

The registrant hereby certifies that it meets all of the requirements for filing its annual report on Form 20-F and that it has duly caused and authorized the undersigned to sign this annual report on its behalf.

YINGLI GREEN ENERGY HOLDING COMPANY LIMITED

By: /s/ Liansheng Miao

Name: Liansheng Miao

Title: Chairman and Chief Executive Officer

Date: April 23, 2013

[Table of Contents](#)

**YINGLI GREEN ENERGY HOLDING COMPANY LIMITED AND
SUBSIDIARIES**

Consolidated Financial Statements

F-1

[Table of Contents](#)

Table of Contents

| | Page |
|--|-------------|
| Reports of Independent Registered Public Accounting Firm | F3-F4 |
| Consolidated Balance Sheets | F5-F6 |
| Consolidated Statements of Comprehensive Income (Loss) | F7 |
| Consolidated Statements of Changes in Equity | F8-F10 |
| Consolidated Statements of Cash Flows | F11-F13 |
| Notes to Consolidated Financial Statements | F14-F51 |

F-2

[Table of Contents](#)

Report of Independent Registered Public Accounting Firm

The Board of Directors and Shareholders
Yingli Green Energy Holding Company Limited:

We have audited the accompanying consolidated balance sheets of Yingli Green Energy Holding Company Limited and subsidiaries as of December 31, 2011 and 2012, and the related consolidated statements of comprehensive income (loss), changes in equity, and cash flows for each of the years in the three-year period ended December 31, 2012. These consolidated financial statements are the responsibility of the Company's management. Our responsibility is to express an opinion on these consolidated financial statements based on our audits.

We conducted our audits in accordance with the standards of the Public Company Accounting Oversight Board (United States). Those standards require that we plan and perform the audit to obtain reasonable assurance about whether the financial statements are free of material misstatement. An audit includes examining, on a test basis, evidence supporting the amounts and disclosures in the financial statements. An audit also includes assessing the accounting principles used and significant estimates made by management, as well as evaluating the overall financial statement presentation. We believe that our audits provide a reasonable basis for our opinion.

In our opinion, the consolidated financial statements referred to above present fairly, in all material respects, the financial position of Yingli Green Energy Holding Company Limited and subsidiaries as of December 31, 2011 and 2012, and the results of their operations and their cash flows for each of the years in the three-year period ended December 31, 2012, in conformity with U.S. generally accepted accounting principles.

The accompanying consolidated financial statements as of and for the year ended December 31, 2012, have been translated into United States dollars solely for the convenience of the reader. We have audited the translation and, in our opinion, the consolidated financial statements expressed in Renminbi have been translated into United States dollars on the basis set forth in Note 2(e) of the notes to the consolidated financial statements.

We also have audited, in accordance with the standards of the Public Company Accounting Oversight Board (United States), Yingli Green Energy Holding Company Limited's internal control over financial reporting as of December 31, 2012, based on criteria established in *Internal Control — Integrated Framework* issued by the Committee of Sponsoring Organizations of the Treadway Commission (COSO), and our report dated April 23, 2013, expressed an unqualified opinion on the effectiveness of the Company's internal control over financial reporting.

/S/ KPMG
Hong Kong, China
April 23, 2013

[Table of Contents](#)
Report of Independent Registered Public Accounting Firm

The Board of Directors and Shareholders
Yingli Green Energy Holding Company Limited:

We have audited Yingli Green Energy Holding Company Limited's internal control over financial reporting as of December 31, 2012, based on criteria established in *Internal Control — Integrated Framework* issued by the Committee of Sponsoring Organizations of the Treadway Commission (COSO). Yingli Green Energy Holding Company Limited's management is responsible for maintaining effective internal control over financial reporting and for its assessment of the effectiveness of internal control over financial reporting, included in the accompanying Management's Annual Report on Internal Control over Financial Reporting. Our responsibility is to express an opinion on the Company's internal control over financial reporting based on our audit.

We conducted our audit in accordance with the standards of the Public Company Accounting Oversight Board (United States). Those standards require that we plan and perform the audit to obtain reasonable assurance about whether effective internal control over financial reporting was maintained in all material respects. Our audit included obtaining an understanding of internal control over financial reporting, assessing the risk that a material weakness exists, and testing and evaluating the design and operating effectiveness of internal control based on the assessed risk. Our audit also included performing such other procedures as we considered necessary in the circumstances. We believe that our audit provides a reasonable basis for our opinion.

A company's internal control over financial reporting is a process designed to provide reasonable assurance regarding the reliability of financial reporting and the preparation of financial statements for external purposes in accordance with generally accepted accounting principles. A company's internal control over financial reporting includes those policies and procedures that (1) pertain to the maintenance of records that, in reasonable detail, accurately and fairly reflect the transactions and dispositions of the assets of the company; (2) provide reasonable assurance that transactions are recorded as necessary to permit preparation of financial statements in accordance with generally accepted accounting principles, and that receipts and expenditures of the company are being made only in accordance with authorizations of management and directors of the company; and (3) provide reasonable assurance regarding prevention or timely detection of unauthorized acquisition, use, or disposition of the company's assets that could have a material effect on the financial statements.

Because of its inherent limitations, internal control over financial reporting may not prevent or detect misstatements. Also, projections of any evaluation of effectiveness to future periods are subject to the risk that controls may become inadequate because of changes in conditions, or that the degree of compliance with the policies or procedures may deteriorate.

In our opinion, Yingli Green Energy Holding Company Limited maintained, in all material respects, effective internal control over financial reporting as of December 31, 2012, based on criteria established in *Internal Control — Integrated Framework* issued by the Committee of Sponsoring Organizations of the Treadway Commission.

We also have audited, in accordance with the standards of the Public Company Accounting Oversight Board (United States), the consolidated balance sheets of Yingli Green Energy Holding Company Limited and subsidiaries as of December 31, 2011 and 2012, and the related consolidated statements of comprehensive income (loss), changes in equity, and cash flows for each of the years in the three-year period ended December 31, 2012, and our report dated April 23, 2013, expressed an unqualified opinion on those consolidated financial statements.

/S/ KPMG
Hong Kong, China
April 23, 2013

[Table of Contents](#)
YINGLI GREEN ENERGY HOLDING COMPANY LIMITED AND SUBSIDIARIES
Consolidated Balance Sheets

(Amounts in thousands, except per share data)

| | December 31, 2011 | December 31, 2012 | |
|-----------------------------|----------------------|----------------------|---------|
| | RMB | RMB | US\$ |
| ASSETS | | | |
| Current assets: | | | |
| Cash and cash equivalents | 4,181,038 | 2,084,865 | 334,644 |
| Restricted cash | 1,432,282 | 966,878 | 155,195 |
| Accounts receivable, net | 2,130,377 | 3,634,151 | 583,321 |
| Inventories | 2,670,919 | 2,523,550 | 405,058 |
| Prepayments to suppliers | 386,939 | 239,912 | 38,509 |
| Value-added tax recoverable | 948,982 | 559,815 | 89,857 |

| | | | |
|---|-------------------|-------------------|------------------|
| Amounts due from and prepayments to related parties | 555,542 | 694,578 | 111,487 |
| Prepaid expenses and other current assets | 432,216 | 409,125 | 65,669 |
| Total current assets | 12,738,295 | 11,112,874 | 1,783,740 |
| Long-term prepayments to suppliers | 1,322,714 | 1,280,131 | 205,475 |
| Property, plant and equipment, net | 12,389,184 | 13,218,200 | 2,121,667 |
| Land use rights | 523,219 | 710,183 | 113,992 |
| Intangible assets, net | 110,386 | 62,812 | 10,082 |
| Other assets | 399,615 | 769,386 | 123,495 |
| Total assets | 27,483,413 | 27,153,586 | 4,358,451 |

LIABILITIES AND SHAREHOLDERS' EQUITY

Current liabilities:

| | | | |
|--|-------------------|-------------------|------------------|
| Short-term borrowings, including current portion of long-term debt | 8,225,076 | 7,526,015 | 1,208,009 |
| Accounts payable | 2,977,230 | 3,680,259 | 590,722 |
| Advances from customers | 894,021 | 813,679 | 130,605 |
| Amounts due to related parties | 242,575 | 353,558 | 56,750 |
| Convertible senior notes | 9,218 | — | — |
| Senior secured convertible notes | 130,127 | — | — |
| Other current liabilities and accrued expenses | 471,365 | 567,458 | 91,084 |
| Total current liabilities | 12,949,612 | 12,940,969 | 2,077,170 |
| Medium-term notes | 2,406,391 | 3,911,907 | 627,904 |
| Long-term debt, excluding current portion | 3,451,899 | 4,076,456 | 654,316 |
| Reserve for inventory purchase commitments | 771,102 | 851,694 | 136,706 |
| Other liabilities | 850,748 | 1,155,789 | 185,517 |
| Total liabilities | 20,429,752 | 22,936,815 | 3,681,613 |

See accompanying notes to consolidated financial statements.

F-5

[Table of Contents](#)

YINGLI GREEN ENERGY HOLDING COMPANY LIMITED AND SUBSIDIARIES

Consolidated Balance Sheets — (Continued)

(Amounts in thousands, except per share data)

Shareholders' equity:

| | | | |
|---|-------------------|-------------------|------------------|
| Ordinary shares — | | | |
| Par value: US\$0.01 | | | |
| Authorized shares: 1,000,000,000 | | | |
| Issued shares: 158,200,387 and 162,311,728 as of | | | |
| December 31, 2011 and 2012, respectively | | | |
| Outstanding shares: 152,633,366 and 156,585,020 as of December 31, 2011 and | | | |
| 2012, respectively | 12,011 | 12,241 | 1,965 |
| Additional paid-in capital | 6,476,123 | 6,654,082 | 1,068,054 |
| Treasury stock: 5,567,021 and 5,726,708 as of December 31, 2011 and 2012, | | | |
| respectively, at cost | (123,838) | (127,331) | (20,438) |
| Accumulated other comprehensive income | 138,999 | 237,384 | 38,103 |
| Accumulated deficit | (1,342,098) | (4,406,510) | (707,294) |
| Total equity attributable to Yingli Green Energy | 5,161,197 | 2,369,866 | 380,390 |
| Noncontrolling interests | 1,892,464 | 1,846,905 | 296,448 |
| Total shareholders' equity | 7,053,661 | 4,216,771 | 676,838 |
| Commitments and contingencies | — | — | — |
| Total liabilities and shareholders' equity | 27,483,413 | 27,153,586 | 4,358,451 |

See accompanying notes to consolidated financial statements.

F-6

[Table of Contents](#)

YINGLI GREEN ENERGY HOLDING COMPANY LIMITED AND SUBSIDIARIES

Consolidated Statements of Comprehensive Income (Loss)

(Amounts in thousands, except per share data)

| | Year Ended December 31, | | | |
|---|-------------------------|--------------------|--------------------|------------------|
| | 2010 | 2011 | 2012 | |
| | RMB | RMB | RMB | US\$ |
| <i>Net revenues</i> | | | | |
| Sales of PV modules | 12,276,854 | 14,397,086 | 10,989,767 | 1,763,979 |
| Sales of PV systems | 56,662 | 53,731 | 171,013 | 27,449 |
| Other revenues | 166,471 | 227,148 | 231,148 | 37,102 |
| Total net revenues | 12,499,987 | 14,677,965 | 11,391,928 | 1,828,530 |
| <i>Cost of revenues</i> | | | | |
| Cost of PV modules sales | 8,131,218 | 11,905,502 | 11,329,951 | 1,818,582 |
| Cost of PV systems sales | 49,190 | 43,280 | 155,310 | 24,929 |
| Cost of other revenues | 166,794 | 279,504 | 275,468 | 44,216 |
| Total cost of revenues | 8,347,202 | 12,228,286 | 11,760,729 | 1,887,727 |
| Gross profit (loss) | 4,152,785 | 2,449,679 | (368,801) | (59,197) |
| <i>Operating expenses</i> | | | | |
| Selling expenses | 780,244 | 818,022 | 893,332 | 143,390 |
| General and administrative expenses | 467,516 | 602,728 | 804,587 | 129,145 |
| Research and development expenses | 137,525 | 284,909 | 187,538 | 30,102 |
| Provision for (recovery of) doubtful accounts receivable | (13,098) | 38,988 | 68,561 | 11,005 |
| Impairment of goodwill | — | 273,382 | — | — |
| Impairment of long-lived assets | — | 2,275,024 | 200,497 | 32,182 |
| Provision for inventory purchase commitments | — | 851,694 | — | — |
| Total operating expenses | 1,372,187 | 5,144,747 | 2,154,515 | 345,824 |
| Income (loss) from operations | 2,780,598 | (2,695,068) | (2,523,316) | (405,021) |
| <i>Other income (expense)</i> | | | | |
| Equity in income (losses) of affiliates, net | (628) | (9,557) | 507 | 81 |
| Interest expense | (438,011) | (626,737) | (897,124) | (143,998) |
| Interest income | 15,992 | 28,852 | 46,446 | 7,455 |
| Foreign currency exchange losses | (338,216) | (190,475) | (78,599) | (12,616) |
| Gain on bargain purchase from an acquisition | — | 52,202 | — | — |
| Other income | 11,764 | 41,593 | 54,457 | 8,741 |
| Earnings (loss) before income taxes | 2,031,499 | (3,399,190) | (3,397,629) | (545,358) |
| Income tax benefit (expense) | (333,466) | 133,413 | 205,742 | 33,024 |
| Net income (loss) | 1,698,033 | (3,265,777) | (3,191,887) | (512,334) |
| Less: Loss (earnings) attributable to the noncontrolling interests | (311,257) | 56,866 | 127,475 | 20,461 |
| Net income (loss) attributable to Yingli Green Energy | 1,386,776 | (3,208,911) | (3,064,412) | (491,873) |
| Basic earnings (loss) per ordinary share | 9.15 | (20.46) | (19.59) | (3.14) |
| Diluted earnings (loss) per ordinary share | 8.86 | (20.46) | (19.59) | (3.14) |
| Net income (loss) Other comprehensive (income) loss | 1,698,033 | (3,265,777) | (3,191,887) | (512,334) |
| Foreign currency exchange translation adjustment, net of nil tax | 35,822 | 70,166 | 115,598 | 18,555 |
| Cash flow hedging derivatives, net of nil tax | 46 | 556 | 1,513 | 243 |
| Comprehensive income (loss) | 1,733,901 | (3,195,055) | (3,074,776) | (493,536) |
| Less: Comprehensive loss (income) attributable to the noncontrolling interest | (300,726) | 65,960 | 108,749 | 17,455 |
| Comprehensive income (loss) attributable to Yingli Green Energy | 1,433,175 | (3,129,095) | (2,966,027) | (476,081) |

See accompanying notes to consolidated financial statements.

YINGLI GREEN ENERGY HOLDING COMPANY LIMITED AND SUBSIDIARIES

Consolidated Statements of Changes in Equity

(Amounts in thousands, except share data)

Accumulated

Total Yingli

| | Ordinary share | | Additional paid-in capital | other comprehensive income | Retained earnings | Green Energy shareholders' equity | Non-controlling interests | Total shareholders' equity |
|---|--------------------|---------------|----------------------------|----------------------------|-------------------|-----------------------------------|---------------------------|----------------------------|
| | Numbers of shares | Amount RMB | | | | | | |
| Balance as of January 1, 2010 | 148,527,450 | 11,363 | 6,130,890 | 12,784 | 480,037 | 6,635,074 | 1,550,785 | 8,185,859 |
| Net income | — | — | — | — | 1,386,776 | 1,386,776 | 311,257 | 1,698,033 |
| Foreign currency exchange translation adjustment, net of nil tax | — | — | — | 46,321 | — | 46,321 | (10,499) | 35,822 |
| Cash flow hedging derivatives, net of nil tax | — | — | — | 78 | — | 78 | (32) | 46 |
| Issuance of ordinary shares upon vesting of restricted shares | 527,764 | 36 | (36) | — | — | — | — | — |
| Issuance of ordinary shares upon exercise of stock options | 139,200 | 9 | 4,040 | — | — | 4,049 | — | 4,049 |
| Share-based compensation | — | — | 63,520 | — | — | 63,520 | 11,233 | 74,753 |
| Conversion of senior secured convertible notes | 6,000,688 | 405 | 214,649 | — | — | 215,054 | — | 215,054 |
| Issuance of ordinary shares upon exercise of ADM warrants | 1,010,211 | 68 | (68) | — | — | — | — | — |
| Capital injection from a subsidiary's noncontrolling interests holder | — | — | — | — | — | — | 60,000 | 60,000 |
| Balance as of December 31, 2010 | 156,205,313 | 11,881 | 6,412,995 | 59,183 | 1,866,813 | 8,350,872 | 1,922,744 | 10,273,616 |

See accompanying notes to consolidated financial statements.

F-8

[Table of Contents](#)

YINGLI GREEN ENERGY HOLDING COMPANY LIMITED AND SUBSIDIARIES

Consolidated Statements of Changes in Equity — (Continued)

(Amounts in thousands, except share data)

| | Ordinary share | | Additional paid-in capital | Treasury Stock | Accumulated other comprehensive income | Retained earnings | Total Yingli Green Energy shareholders' equity | Non-controlling interests | Total shareholders' equity |
|--|--------------------|---------------|----------------------------|------------------|--|--------------------|--|---------------------------|----------------------------|
| | Numbers of shares | Amount RMB | | | | | | | |
| Balance as of January 1, 2011 | 156,205,313 | 11,881 | 6,412,995 | — | 59,183 | 1,866,813 | 8,350,872 | 1,922,744 | 10,273,616 |
| Net loss | — | — | — | — | — | (3,208,911) | (3,208,911) | (56,866) | (3,265,777) |
| Foreign currency exchange translation adjustment, net of nil tax | — | — | — | — | 79,247 | — | 79,247 | (9,081) | 70,166 |
| Cash flow hedging derivatives, net of nil tax | — | — | — | — | 569 | — | 569 | (13) | 556 |
| Issuance of ordinary shares upon vesting of restricted shares | 525,764 | 35 | (35) | — | — | — | — | — | — |
| Issuance of ordinary shares upon exercise of stock options | 25,250 | 2 | 599 | — | — | — | 601 | — | 601 |
| Share-based compensation | — | — | 62,657 | — | — | — | 62,657 | 11,201 | 73,858 |
| Issuance of ordinary shares upon exercise of ADM warrants | 1,444,060 | 93 | (93) | — | — | — | — | — | — |
| Share repurchase | — | — | — | (123,838) | — | — | (123,838) | — | (123,838) |
| Acquisition of a subsidiary | — | — | — | — | — | — | — | 33,050 | 33,050 |
| Profit distribution by a subsidiary | — | — | — | — | — | — | — | (8,571) | (8,571) |
| Balance as of December 31, 2011 | 158,200,387 | 12,011 | 6,476,123 | (123,838) | 138,999 | (1,342,098) | 5,161,197 | 1,892,464 | 7,053,661 |

See accompanying notes to consolidated financial statements.

F-9

[Table of Contents](#)

YINGLI GREEN ENERGY HOLDING COMPANY LIMITED AND SUBSIDIARIES

Consolidated Statements of Changes in Equity — (Continued)

(Amounts in thousands, except share data)

| | Ordinary share | | Additional paid-in capital RMB | Treasury Stock RMB | Accumulated other comprehensive income RMB | Retained earnings RMB | Total Yingli Green Energy shareholders' equity RMB | Non- controlling interests RMB | Total shareholders' equity RMB |
|--|----------------------|---------------|---|--------------------------|--|-----------------------------|--|---|---|
| | Numbers of shares | Amount RMB | | | | | | | |
| Balance as of January 1, 2012 | 158,200,387 | 12,011 | 6,476,123 | (123,838) | 138,999 | (1,342,098) | 5,161,197 | 1,892,464 | 7,053,661 |
| Net loss | — | — | — | — | — | (3,064,412) | (3,064,412) | (127,475) | (3,191,887) |
| Foreign currency exchange translation adjustment, net of nil tax | — | — | — | — | 96,872 | — | 96,872 | 18,726 | 115,598 |
| Cash flow hedging derivatives, net of nil tax | — | — | — | — | 1,513 | — | 1,513 | — | 1,513 |
| Issuance of ordinary shares upon vesting of restricted shares | 523,316 | 35 | (35) | — | — | — | — | — | — |
| Share-based compensation | — | — | 28,832 | — | — | — | 28,832 | 6,671 | 35,503 |
| Conversion of senior secured convertible notes | 3,588,025 | 195 | 129,932 | — | — | — | 130,127 | — | 130,127 |
| Share repurchase | — | — | — | (3,493) | — | — | (3,493) | — | (3,493) |
| Capital injection from two subsidiaries' noncontrolling interests holders | — | — | 19,230 | — | — | — | 19,230 | 85,770 | 105,000 |
| Profit distribution by a subsidiary | — | — | — | — | — | — | — | (29,251) | (29,251) |
| Balance as of December 31, 2012 | 162,311,728 | 12,241 | 6,654,082 | (127,331) | 237,384 | (4,406,510) | 2,369,866 | 1,846,905 | 4,216,771 |
| Balance as of December 31, 2012 — US\$ | | 1,965 | 1,068,054 | (20,438) | 38,103 | (707,294) | 380,390 | 296,448 | 676,838 |

See accompanying notes to consolidated financial statements.

F-10

[Table of Contents](#)

YINGLI GREEN ENERGY HOLDING COMPANY LIMITED AND SUBSIDIARIES

Consolidated Statements of Cash Flows (Amounts in thousands)

| | Year Ended December 31, | | | |
|---|-------------------------|--------------------|--------------------|------------------|
| | 2010 | 2011 | 2012 | |
| | RMB | RMB | RMB | US\$ |
| Cash flow from operating activities: | | | | |
| Net income (loss) | 1,698,033 | (3,265,777) | (3,191,887) | (512,334) |
| Adjustments to reconcile net income (loss) to net cash provided by (used in) operating activities: | | | | |
| Depreciation and amortization | 529,299 | 909,384 | 1,196,240 | 192,010 |
| Gain on bargain purchase from an acquisition | — | (52,202) | — | — |
| Loss on disposal of property, plant and equipment | 15,571 | 24,728 | 66,100 | 10,610 |
| Provision for (recovery of) doubtful accounts receivable | (13,098) | 38,988 | 68,561 | 11,005 |
| Loss on sale of accounts receivable | 6,270 | 2,279 | 2,100 | 337 |
| Write-down of inventories to net realizable value | 16,467 | 469,872 | 665,416 | 106,807 |
| Equity in losses (income) of affiliates, net | 628 | 9,557 | (507) | (81) |
| Amortization of debt discount | 105,626 | — | — | — |
| Amortization of debt issuance cost | 22,887 | 24,311 | 35,647 | 5,722 |
| Share-based compensation | 74,753 | 73,858 | 35,503 | 5,699 |
| Deferred income tax benefit | (15,071) | (315,150) | (220,151) | (35,337) |
| Accreted interest on convertible senior notes and senior secured convertible notes | 173,656 | 54,658 | — | — |
| Foreign currency exchange losses (gains), net | 51,520 | (9,907) | 106,051 | 17,022 |
| Unrealized loss (gain) of financial instruments | 1,513 | (3,963) | (11,132) | (1,787) |
| Impairment of goodwill | — | 273,382 | — | — |
| Impairment of long-lives assets | — | 2,275,024 | 200,497 | 32,182 |
| Provision for inventory purchase commitments | — | 851,694 | — | — |
| Changes in operating assets and liabilities, net of the effect of acquisition: | | | | |

| | | | | |
|---|------------------|----------------|--------------------|------------------|
| Restricted cash related to purchase of inventory and other operating activities | (222,501) | 272,841 | (61,831) | (9,925) |
| Accounts receivable | (145,634) | (259,458) | (1,574,435) | (252,714) |
| Inventories | (449,156) | (138,321) | (22,367) | (3,590) |
| Prepayments to suppliers | (244,462) | (923,951) | (198,126) | (31,801) |
| Value-added tax recoverable | (631,302) | (17,152) | 389,167 | 62,466 |
| Amounts due from and prepayments to related parties | (235,545) | (347,499) | (182,488) | (29,291) |
| Prepaid expenses and other current assets | (18,092) | (263,695) | (56,374) | (9,049) |
| Accounts payable | 541,474 | 317,526 | 541,025 | 86,841 |
| Advances from customers | 970,260 | (137,271) | (80,342) | (12,896) |
| Amounts due to related parties | 64,299 | 158,094 | 110,983 | 17,814 |
| Other current liabilities and accrued expenses | 105,471 | 48,841 | 149,516 | 23,999 |
| Other liabilities | 96,885 | 270,138 | (22,860) | (3,669) |
| Net cash provided by (used in) operating activities | 2,499,751 | 340,829 | (2,055,694) | (329,960) |

See accompanying notes to consolidated financial statements.

F-11

[Table of Contents](#)

YINGLI GREEN ENERGY HOLDING COMPANY LIMITED AND SUBSIDIARIES

Consolidated Statements of Cash Flows — (Continued)

(Amounts in thousands)

| | Year Ended December 31, | | | |
|---|-------------------------|--------------------|--------------------|------------------|
| | 2010 | 2011 | 2012 | |
| | RMB | RMB | RMB | US\$ |
| Cash flows from investing activities | | | | |
| Government grants for property, plant and equipment | 102,480 | 125,599 | 213,976 | 34,346 |
| Purchase of property, plant and equipment | (3,077,582) | (4,838,729) | (1,952,578) | (313,410) |
| Restricted cash related to purchase of property, plant and equipment | (735,452) | (548,637) | (45,593) | (7,318) |
| Proceeds from sale of equipment under sale-leaseback agreement | — | — | 99,000 | 15,891 |
| Payments for land use rights | (33,900) | (174,032) | (142,596) | (22,888) |
| Equity investments | (10,000) | (23,707) | (150,000) | (24,077) |
| Cash acquired from the acquisition of a subsidiary, net of cash paid | — | 54,851 | — | — |
| Cash paid for acquisition of a subsidiary, net of cash acquired | (408) | — | — | — |
| Loans made to related parties | — | (100,000) | (50,000) | (8,026) |
| Net cash used in investing activities | (3,754,862) | (5,504,655) | (2,027,791) | (325,482) |
| Cash flows from financing activities | | | | |
| Proceeds from short-term borrowings | 6,386,843 | 7,034,958 | 8,752,384 | 1,404,854 |
| Proceeds from long-term debt | 2,548,854 | 3,722,292 | 4,328,511 | 694,774 |
| Repayment of short-term borrowings | (4,678,764) | (6,344,037) | (11,339,100) | (1,820,052) |
| Repayment of long-term borrowings | (112,100) | (968,990) | (1,790,214) | (287,350) |
| Repayment of financing lease obligation | — | — | (26,535) | (4,259) |
| Payment of deposit for financing lease | — | — | (14,490) | (2,326) |
| Proceeds from exercise of options | 4,049 | 601 | — | — |
| Restricted cash related to guarantee of bank borrowings | — | (1,007,522) | 543,887 | 87,300 |
| Contribution from noncontrolling interest holders | 60,000 | — | 105,000 | 16,854 |
| Proceeds from borrowings from Yingli Hainan's noncontrolling interest holders | 90,000 | — | — | — |
| Repayment of borrowings from Yingli Hainan's noncontrolling interest holders | — | (150,000) | — | — |
| Payment for the repurchase of the convertible senior notes | (1,327,623) | — | (7,552) | (1,212) |
| Dividend paid to noncontrolling interests | (10,956) | (8,571) | (29,251) | (4,695) |
| Proceeds from issuance of medium-term notes | 995,823 | 1,400,000 | 1,500,000 | 240,767 |
| Payment for issuance costs of medium-term notes | — | — | (15,300) | (2,456) |
| Payment for share repurchase | — | (123,838) | (3,493) | (561) |
| Net cash provided by financing activities | 3,956,126 | 3,554,893 | 2,003,847 | 321,638 |
| Effect of foreign currency exchange rate changes on cash | (92,969) | (66,161) | (16,535) | (2,654) |
| Net increase (decrease) in cash and cash equivalents | 2,608,046 | (1,675,094) | (2,096,173) | (336,458) |
| Cash and cash equivalents at beginning of year | 3,248,086 | 5,856,132 | 4,181,038 | 671,102 |
| Cash and cash equivalents at end of year | 5,856,132 | 4,181,038 | 2,084,865 | 334,644 |

[Table of Contents](#)**YINGLI GREEN ENERGY HOLDING COMPANY LIMITED AND SUBSIDIARIES****Consolidated Statements of Cash Flows — (Continued)**

(Amounts in thousands)

Supplemental disclosure of cash flow information:

| | Year Ended December 31, | | | |
|---|-------------------------|---------|---------|---------|
| | 2010 | 2011 | 2012 | |
| | RMB | RMB | RMB | US\$ |
| Interest paid, net of capitalized interest | 114,051 | 445,960 | 836,860 | 134,325 |
| Income tax paid | 296,824 | 400,970 | 20,862 | 3,349 |
| <i>Non-cash investing and financing transactions:</i> | | | | |
| Payables for purchase of property, plant and equipment | 598,378 | 769,956 | 497,886 | 79,916 |
| Payables for purchase of land use right | — | — | 9,338 | 1,499 |
| Payable for financial lease | — | — | 99,283 | 15,936 |
| Conversion of senior secured convertible notes to ordinary shares | 123,478 | — | 130,127 | 20,887 |

See accompanying notes to consolidated financial statements.

[Table of Contents](#)**YINGLI GREEN ENERGY HOLDING COMPANY LIMITED AND SUBSIDIARIES**

Notes to Consolidated Financial Statements

(Amounts in thousands, except share and per share data)

(1) Organization and Description of Business

Yingli Green Energy Holding Company Limited (“Yingli Green Energy”) is incorporated in the Cayman Islands and was established on August 7, 2006. Yingli Green Energy and its subsidiaries (collectively, the “Company”) are principally engaged in the design, development, marketing, manufacture, installation and sale of photovoltaic (“PV”) products in the People’s Republic of China (“PRC”) and overseas markets.

(2) Summary of Significant Accounting Policies and Significant Concentrations and Risks**(a) Basis of Presentation**

The accompanying consolidated financial statements of the Company have been prepared and presented in accordance with accounting principles generally accepted in the United States of America (“U.S. GAAP”).

The accompanying consolidated financial statements have been prepared on a going concern basis, which contemplates the realization of assets and the satisfaction of liabilities in the normal course of business. The realization of assets and the satisfaction of liabilities in the normal course of business are dependent on, among other things, the Company’s ability to operate profitably and to generate cash flows from operations, and the ability to pursue financing arrangements, including the renewal or rollover of its bank borrowings, to support its working capital requirements.

For the year ended December 31, 2012, the Company incurred a net loss of RMB 3,191,887 (US\$512,334) and cash used in operating activities was RMB 2,055,694 (US\$ 329,960). As of December 31, 2012, the Company had cash and cash equivalents of RMB 2,084,865 (US\$ 334,644) and short-term bank borrowings, including current portion of long-term bank borrowings of RMB 7,526,015 (US\$ 1,208,009). The liquidity of the Company is primarily depending on its ability to maintain adequate cash flows from operations, to renew its short-term bank loans and to obtain adequate external financing to support its working capital and meet its obligations and commitments when they become due.

The Company has carried out a review of its cash flow forecast for the twelve months ending December 31, 2013. Based on such forecast, management believes that adequate sources of liquidity exist to fund the Company’s working capital and capital expenditures requirements, and to meet its short term debt obligations and other liabilities and commitments as they become due. In preparing the cash flow forecast, management has considered historical cash requirements of the Company, as well as other key factors, including its ability to renew its short-term bank borrowings during 2013. If available liquidity is not sufficient to meet the Company’s operating and debt service obligations as they become due, management’s plans include pursuing alternative financing arrangements or reducing expenditures as necessary to meet the Company’s cash requirements throughout 2013. However, there is no assurance that, if required, the Company will be able to raise additional capital or reduce discretionary spending to provide

the required liquidity.

(b) Principles of Consolidation

The accompanying consolidated financial statements of Yingli Green Energy include the accounts of Yingli Green Energy and its subsidiaries. For consolidated subsidiaries where the Company's ownership in the subsidiary is less than 100%, the equity interest not held by the Company is presented as noncontrolling interests. All significant inter-company balances and transactions have been eliminated upon consolidation.

(c) Significant Concentrations and Risks

Revenue concentrations

The Company's business depends substantially on government incentives given to its customers. In many countries in which the Company sells its products, the market of the Company's products would not be commercially viable on a sustainable basis without government incentives. This is largely in part caused by the cost of generating electricity from solar power currently exceeding and that is expected to continue to exceed the costs of generating electricity from conventional energy sources. The Company generated approximately 96%, 100% and 91% of its total net revenues for the years ended December 31, 2010, 2011 and 2012, respectively, from sales to customers in countries with known government incentive programs for the use of solar products. A significant reduction in the scope or discontinuation of government incentive programs would have a materially adverse effect on the demand of the Company's products.

F-14

[Table of Contents](#)

YINGLI GREEN ENERGY HOLDING COMPANY LIMITED AND SUBSIDIARIES

Notes to Consolidated Financial Statements
(Amounts in thousands, except share and per share data)

A significant portion of the Company's net revenues are from customers located in Germany, the United States of America ("USA") and PRC. Revenues from customers located in Germany, USA and PRC are as follows:

| | December 31, 2010 | | December 31, 2011 | | December 31, 2012 | | % of net revenue |
|--------------|----------------------|---------------------|----------------------|---------------------|-------------------|------------------|---------------------|
| | RMB | % of net revenue | RMB | % of net revenue | RMB | US\$ | |
| Germany | 7,078,239 | 57% | 6,595,109 | 45% | 4,765,312 | 764,885 | 42% |
| USA | 1,216,962 | 10% | 2,137,219 | 15% | 1,600,695 | 256,929 | 14% |
| PRC | 745,917 | 5% | 3,261,886 | 22% | 2,653,341 | 425,891 | 23% |
| Total | 9,041,118 | 72% | 11,994,214 | 82% | 9,019,348 | 1,447,705 | 79% |

The Company derived significant revenue from sales outside of the PRC. As a result the Company's financial performance could be affected by events such as changes in foreign currency exchange rates, trade protection measures and changes in regional or worldwide economic or political conditions.

Management currently expects that the Company's operating results will, for the foreseeable future, continue to depend on the sale of PV modules to a relatively small number of customers. The Company's relationships with such key customers have been developed over a short period of time and are generally in their preliminary stages. Any factors adversely affecting the business operations of these customers could have a material adverse effect on the Company's business and results of operations. Furthermore, these customers have sought, from time to time, to prospectively renegotiate the pricing terms of their current agreements with the Company or obtain more favorable terms upon renewal of the contracts. Any adverse revisions to the material terms of the Company's agreements with its key customers could have a material adverse effect on its business and results of operations.

Sales to one major customer, which exceeded 10% of the Company's net revenue in 2010, are as follows:

| | | Year ended December 31, | | | | | | |
|------------|----------|-------------------------|------------------|-----------|------------------|---------|---------|------------------|
| | Location | 2010 | % of net revenue | 2011 | % of net revenue | 2012 | | % of net revenue |
| | | RMB | | RMB | | RMB | US\$ | |
| Customer A | Germany | 1,501,037 | 12% | 1,240,351 | 8% | 768,526 | 123,357 | 7% |

Accounts receivable from the above customer is as follows:

| Location | December 31, 2011 | | December 31, 2012 | |
|------------|----------------------|--------|----------------------|-------|
| | RMB | | RMB | US\$ |
| Customer A | Germany | 24,254 | 29,777 | 4,780 |

In 2010, 2011 and 2012, sales to the top five customers accounted for approximately 30.8%, 27.7% and 26.0%, respectively, of the Company's net revenues.

As of December 31, 2011 and 2012, the top five outstanding accounts receivable balance (net of provisions) accounted for approximately 33.8% and 24.2%, respectively, of the Company's total outstanding accounts receivable.

Dependence on suppliers

Polysilicon is the most important raw material used in the production of the Company's PV products. To maintain competitive manufacturing operations, the Company depends on timely delivery by its suppliers of polysilicon in sufficient quantities. The Company's failure to obtain sufficient quantities of polysilicon in a timely manner could disrupt its operations, prevent it from operating at full capacity or limit its ability to expand as planned, which will reduce the growth of its manufacturing output and revenue.

F-15

[Table of Contents](#)

YINGLI GREEN ENERGY HOLDING COMPANY LIMITED AND SUBSIDIARIES

Notes to Consolidated Financial Statements (Amounts in thousands, except share and per share data)

In order to secure a stable supply of polysilicon and other raw materials, the Company makes prepayments to certain suppliers. Such amounts are recorded as prepayments to suppliers, prepayments to related party suppliers (included in amounts due from and prepayments to related parties), and long-term prepayments to suppliers in the Company's consolidated balance sheets and amounted to RMB 1,866,879 and RMB 1,703,312 (US\$273,400) as of December 31, 2011 and 2012, respectively. The Company makes the prepayments without receiving collateral for such payments. As a result, the Company's claims for such prepayments would rank only as an unsecured claim, which exposes the Company to the credit risks of the suppliers. As of December 31, 2011 and 2012, advances made to individual suppliers in excess of 10% of total prepayments to suppliers are as follows:

| | Location | December 31, | | |
|--------------|-------------|------------------|------------------|----------------|
| | | 2011 | 2012 | |
| | | RMB | RMB | US\$ |
| Supplier A | Singapore | 217,381 | 184,523 | 29,618 |
| Supplier B | South Korea | 332,962 | 230,108 | 36,935 |
| Supplier C | Germany | 875,645 | 958,284 | 153,815 |
| Total | | 1,425,988 | 1,372,915 | 220,368 |

The Company obtains some equipment used in its manufacturing process from a small number of selected equipment suppliers. In addition, some equipment has been customized based on the Company's specifications, is not readily available from multiple vendors and would be difficult to repair or replace. If any of these suppliers were to experience financial difficulties or go out of business, the Company may have difficulties in repairing or replacing its equipment in the event of any damage to the manufacturing equipment or a breakdown of the production process. The Company's ability to deliver products timely would suffer, which in turn could result in order cancellations and loss of revenue. A supplier's failure to deliver the equipment in a timely manner with adequate quality and on terms acceptable to the Company could delay its capacity expansion of manufacturing facilities and otherwise disrupt its production schedule or increase its costs of production. The Company made deposits of RMB 473,974 and RMB 229,181 (US\$36,786) as of December 31, 2011 and 2012, respectively, for the purchase of equipment without receiving collateral for such payments. As a result, the Company's claims for such payments would rank only as an unsecured claim, which exposes the Company to the credit risks of the equipment suppliers.

Concentrations of cash balances held at financial institutions

Cash balances include:

| | December 31, 2011 | | December 31, 2012 | |
|---|-------------------|-----------------|-------------------|-----------------|
| | Original currency | RMB equivalents | Original currency | RMB equivalents |
| Cash held by financial institutions located in: | | | | |
| PRC: | | | | |
| Denominated in RMB | 2,391,014 | 2,391,014 | 1,006,387 | 1,006,387 |
| Denominated in U.S. dollar (US\$) | 197,529 | 1,244,612 | 98,542 | 619,383 |
| Denominated in European monetary unit (EURO) | 15,693 | 128,091 | 9,479 | 78,841 |
| Denominated in Japanese Yen (JPY) | — | — | 833 | 61 |
| Denominated in Great Britain Pound (GBP) | — | — | 1,811 | 18,403 |
| Hong Kong Special Administrative Region (the "HK SAR"): | | | | |
| Denominated in RMB | — | — | 10 | 10 |
| Denominated in US\$ | 22,037 | 138,851 | 30,806 | 193,630 |
| Denominated in EURO | 1,583 | 12,919 | 5,171 | 43,010 |
| Japan | | | | |
| Denominated in US\$ | — | — | 404 | 2,555 |
| Denominated in JPY | — | — | 48,925 | 3,574 |

| | | | | |
|--|-----------|------------------|---------|------------------|
| Singapore: | | | | |
| Denominated in US\$ | 282 | 1,776 | 490 | 3,077 |
| Denominated in Singapore dollar (SGD) | 111 | 539 | 15 | 76 |
| Europe: | | | | |
| Denominated in US\$ | 127 | 799 | 890 | 5,610 |
| Denominated in EURO | 20,546 | 167,703 | 11,811 | 98,239 |
| Denominated in Swiss Franc(CHF) | — | — | 176 | 1,200 |
| US: | | | | |
| Denominated in US\$ | 14,477 | 91,218 | 1,380 | 8,676 |
| Total cash held by financial institutions | | 4,177,522 | | 2,082,732 |
| Restricted cash held by financial institutions located in: | | | | |
| PRC: | | | | |
| Denominated in RMB | 1,372,682 | 1,372,682 | 912,446 | 912,446 |
| Denominated in US\$ | 6,488 | 40,883 | 6,845 | 43,023 |
| Denominated in EURO | 2,293 | 18,717 | 1,358 | 11,292 |
| Denominated in CHF | — | — | 13 | 85 |
| Europe: | | | | |
| Denominated in CHF | — | — | 5 | 32 |
| Total restricted cash | | 1,432,282 | | 966,878 |

F-16

[Table of Contents](#)

YINGLI GREEN ENERGY HOLDING COMPANY LIMITED AND SUBSIDIARIES

Notes to Consolidated Financial Statements
(Amounts in thousands, except share and per share data)

The bank deposits with financial institutions in the PRC are uninsured by any government authority. To limit exposure to credit risk relating to bank deposits, the Company primarily places bank deposits with large financial institutions in the PRC with acceptable credit rating. As of December 31, 2011 and 2012, there were cash balances at three and two PRC individual financial institutions, respectively, that each held cash balances in excess of 10% of the Company's total cash balances. These bank deposits collectively accounted for approximately 56.8% and 42.4% of the Company's total cash balances as of December 31, 2011 and 2012, respectively.

Management believes that these financial institutions are of high credit quality.

(d) *Use of Estimates*

The preparation of consolidated financial statements in conformity with U.S. GAAP requires management of the Company to make a number of estimates and assumptions relating to the reported amounts of assets and liabilities as well as with respect to the disclosure of contingent assets and liabilities at the date of the consolidated financial statements and the reported amounts of revenues and expenses during the reporting period. Actual results could differ from those estimates. Significant items subject to such estimates and assumptions include the fair values of assets acquired and liabilities assumed in business acquisitions, the useful lives of property, plant and equipment and intangibles with definite lives, recoverability of the carrying values of property, plant and equipment, goodwill and intangible assets, the fair value of share-based payments, the collectibility of accounts receivable, the realizability of inventories, prepayments and deferred income tax assets, the fair values of financial and equity instruments, the accruals for warranty obligations and loss contingency, and provision for inventory purchase commitments. The current economic environment has increased the degree of uncertainty inherent in those estimates and assumptions.

(e) *Foreign Currency*

The Company's reporting currency is the Renminbi ("RMB"). Assets and liabilities of foreign companies whose functional currency is not RMB are translated into RMB using the exchange rate on the balance sheet date. Revenues and expenses are translated at average rates prevailing during the year. Gains and losses resulting from translation of financial statements of foreign companies are recorded as a separate component of accumulated other comprehensive income within shareholders' equity.

Transactions denominated in currencies other than the functional currency are translated into the functional currency at the exchange rates prevailing at the date of the transaction. Monetary assets and liabilities denominated in foreign currencies are translated into the functional currency using the applicable exchange rates at the balance sheet date. The resulting exchange differences are recorded in "foreign currency exchange gains (losses)" in the consolidated statements of comprehensive income. Transaction gains and losses resulting from intercompany foreign currency transactions that are of a long-term investment nature are treated in the same manner as translation adjustments and therefore excluded from the determination of net income (loss).

RMB is not fully convertible into foreign currencies. All foreign exchange transactions involving RMB must take place either through the People's Bank of China ("PBOC") or other institutions authorized to buy and sell foreign exchange. The exchange rate adopted for the foreign exchange transactions are the rates of exchange quoted by the PBOC.

For the convenience of readers, certain 2012 RMB amounts have been translated into U.S. dollar amounts at the rate of RMB 6.2301 to \$1.00, the noon buying rate in the City of New York for cable transfers of RMB per U.S. dollar as set forth in the H.10 weekly statistical release of the Federal Reserve Board, as of December 31, 2012. No representation is made that RMB amounts could have been, or could be, converted into U.S. dollars at that rate or at any other certain rate on December 31, 2012, or at any other date.

[Table of Contents](#)

YINGLI GREEN ENERGY HOLDING COMPANY LIMITED AND SUBSIDIARIES

Notes to Consolidated Financial Statements
(Amounts in thousands, except share and per share data)

(f) Cash, Cash equivalents and Restricted Cash

Cash and cash equivalents consist of cash on hand, cash in bank accounts, and interest bearing savings accounts with an initial term of three months or less.

Restricted cash of RMB 1,432,282 and RMB 966,878 (US\$155,195) as of December 31, 2011 and 2012, respectively, represents bank deposits for securing letters of credit and letters of guarantee granted to the Company, primarily for the purchase of inventory and equipment and the guarantee of the offshore bank borrowings. Such letters of credit and letters of guarantee expire within one year. The cash flows from bank deposits as the guarantee of the offshore bank borrowings are reported within cash flows for financing activities in the consolidated statements of cash flows. The cash flows from the bank deposits relating to purchases of inventory and equipment are reported within cash flows from operating activities and investing activities in the consolidated statements of cash flows, respectively.

(g) Accounts Receivable

Accounts receivable are recorded at the invoiced amount and do not bear interest. The Company maintains an allowance for doubtful accounts for estimated losses resulting from the inability of its customers to make required payments. The allowance for doubtful accounts is based on a review of specifically identified accounts and aging data. Judgments are made with respect to the collectability of accounts receivable balances based on historical collection experience, customer specific facts and current economic conditions. Account balances are charged off against the allowance after all means of collection have been exhausted and the potential for recovery is considered remote.

Sale of Accounts Receivable

In 2011 and 2012, the Company entered into agreements to sell without recourse certain accounts receivable to several PRC banks. The buyer is responsible for servicing the receivables. The accounts receivables were determined to be legally isolated from the Company and its creditors, even in the event of bankruptcy or other receivership and the Company has surrendered control over the transferred receivables. As a result, the accounts receivables were considered sold and were therefore derecognized. The Company received proceeds from the sale of accounts receivable of RMB 343,865 and RMB 223,273 (US\$35,838) for the years ended December 31, 2011 and 2012, respectively, and has included the proceeds in net cash provided by operating activities in the consolidated statements of cash flows. The Company recorded a loss on the sale of accounts receivable of RMB 2,279 and RMB 2,100 (US\$377) for the years ended December 31, 2011 and 2012, respectively, which is included in general and administrative expense.

(h) Inventories

Inventories are stated at the lower of cost or market. Cost is determined by using the weighted-average cost method. Cost of work-in-progress and finished goods are comprised of direct materials, direct labour, and an allocation of related manufacturing overhead based on normal operating capacity.

(i) Prepayments to Suppliers

Advance payments for the future delivery of raw materials are made based on written purchase orders detailing product, quantity, pricing and are classified as “prepayments to suppliers” in the consolidated balance sheets. The Company’s supply contracts grant the Company the right to inspect products prior to acceptance. The balance of the “prepayments to suppliers” is reduced and reclassified to “inventories” when inventory is received and passes quality inspection. Such reclassifications of RMB 424,044, RMB 476,113 and RMB 495,679 (US\$79,562) for the years ended December 31, 2010, 2011 and 2012, respectively, are not reflected as cash outflows from operating activities. As of December 31, 2011 and 2012, prepayments to suppliers of RMB 1,322,714 and RMB 1,280,131 (US\$205,475), respectively, representing the portion expected to be utilized after twelve months have been classified as “long-term prepayments to suppliers” in the consolidated balance sheets and relate to prepayments to suppliers for long-term supply agreements with deliveries scheduled to commence beyond the next twelve months at each respective balance sheet date.

(j) Long-lived Assets

Property, Plant and Equipment

Property, plant and equipment are stated at cost. Depreciation is provided over the estimated useful lives of the asset, taking into consideration any estimated residual value, using the straight-line method. When items are retired or otherwise disposed of, income is charged or credited for the

[Table of Contents](#)

YINGLI GREEN ENERGY HOLDING COMPANY LIMITED AND SUBSIDIARIES

Notes to Consolidated Financial Statements
(Amounts in thousands, except share and per share data)

Ordinary maintenance and repairs are charged to expense as incurred, and replacements and betterments are capitalized. The estimated useful lives of property, plant and equipment are as follows:

| | |
|-------------------------|-------------|
| Buildings | 30 years |
| Machinery and equipment | 4 -25 years |
| Furniture and fixtures | 3 -5 years |
| Motor vehicles | 8 -10 years |

Depreciation of property, plant and equipment attributable to manufacturing activities is capitalized as part of the cost of inventory production, and expensed to cost of revenues when the inventory is sold.

Cost incurred in the construction of new facilities, including progress payments and deposits, interest and other costs relating to the construction, are capitalized and transferred out of construction in progress and into their respective asset categories when the assets are ready for their intended use, at which time depreciation commences.

Goodwill and Other Intangible Assets

Goodwill is an asset representing the future economic benefits arising from other assets acquired in a business combination that are not individually identified and separately recognized. Goodwill and trademarks, which have an indefinite useful life are not amortized, but instead are tested for impairment at least annually.

Intangible assets, other than trademarks, are amortized on a straight-line basis over the estimated useful lives of the respective assets. The Company's amortizable intangible assets consist of technical know-how, customer relationships, order backlog and short-term supplier agreements with the following estimated useful lives:

| | |
|------------------------------|-------------|
| Technical know-how | 5.5-6 years |
| Customer relationships | 5.5-6 years |
| Order backlog | 1-1.5 years |
| Short-term supply agreements | 0.5 year |

The Company's amortizable intangible assets also include long-term supplier agreements related to polysilicon supply agreements with delivery periods from 5 to 10 years commencing in 2009.

Impairment of Long Lived Assets

Long-lived assets, such as property, plant, and equipment and intangible assets subject to amortization are reviewed for impairment whenever events or changes in circumstances indicate that the carrying amount of an asset may not be recoverable. If circumstances require a long lived asset or asset group be tested for possible impairment, the Company first compares undiscounted cash flows expected to be generated by that asset or asset group to its carrying value. If the carrying value of the long lived asset or asset group is not recoverable on an undiscounted cash flow basis, an impairment is recognized to the extent that the carrying value exceeds its fair value. Fair value is determined through various valuation techniques including discounted cash flow models, quoted market values and third party independent appraisals, as considered necessary. In 2011 and 2012, the Company recognized an impairment loss of RMB 2,275,024 and RMB 200,497 (US\$32,182) for property, plant and equipment, respectively. See note (5) to the consolidated financial statements.

Goodwill and intangible assets that are not subject to amortization are tested annually for impairment, and are tested for impairment more frequently if events and circumstances indicate that the asset might be impaired. For intangible assets that are not subject to amortization, an impairment loss is recognized to the extent that the carrying amount exceeds the asset's fair value. For goodwill, the impairment test is a two step test. Under the first step, the fair value of the reporting unit is compared with its carrying value (including goodwill). If the fair value of the reporting unit is less than its carrying value, an indication of goodwill impairment exists for the reporting unit and the entity must perform step two of the impairment test (measurement). Under step two, an impairment loss is recognized for any excess of the carrying amount of the reporting unit's goodwill over the implied fair value of that goodwill. The implied fair value of goodwill is determined by allocating the fair value of the reporting unit in a manner similar to a purchase price allocation and the residual fair value after this allocation is the implied fair value of the reporting unit goodwill. If the fair value of the reporting unit exceeds its carrying value, step two does not need to be performed.

The Company performs its annual impairment review of goodwill at December 31, and when a triggering event occurs between annual impairment tests. At December 31, 2011, the Company recognized a full impairment loss of RMB 273,382 on the goodwill. See note (23) to the consolidated financial statements.

[Table of Contents](#)
YINGLI GREEN ENERGY HOLDING COMPANY LIMITED AND SUBSIDIARIES

Notes to Consolidated Financial Statements
(Amounts in thousands, except share and per share data)

Government grant

Government grants are recognized in the balance sheet initially when there is reasonable assurance that they will be received and that the Company will comply with the conditions attaching to them.

For the year ended December 31, 2011, the Company received government grants of RMB 125,599 related to the construction of the solar power plants and the procurement of machineries, which were recognized as long-term other liabilities.

For the year ended December 31, 2012, the Company received government grants of RMB 213,976 (US\$ 34,346) related to the construction of the solar power plants and the procurement of machineries, which were recognized as long-term other liabilities.

These grants are amortized as the related assets are depreciated or amortized. The grants amortized amounted to nil, RMB 9,484 and RMB 13,130 (US\$2,108) for the year ended December 31, 2010, 2011 and 2012, respectively.

(k) Land Use Rights

Land use rights represent the cost of rights to use land in the PRC. Land use rights are carried at cost and charged to expense on a straight-line basis over the respective periods of the rights of 45 - 50 years.

(l) Equity Investments

Investments in entities where the Company does not have a controlling financial interest, but has the ability to exercise significant influence over the operating and financial policies of the investee, are accounted for using the equity method of accounting. Under the equity method of accounting, the Company's share of the investee's results of operations is included in other income (expense) in the Company's consolidated statements of comprehensive income. Equity investments are accounted for under the cost method when the Company does not have the ability to exercise significant influence over the operating and financial policies of the investees. Under the cost method of accounting, the Company records an investment in the equity of an investee as cost, and recognizes as income dividends received that are distributed from net accumulated earnings of the investee since the date of acquisition.

The Company recognizes a loss when there is a loss in value of an equity investment which is other than a temporary decline. The process of assessing and determining whether an impairment on a particular equity investment is other than temporary requires a significant amount of judgment. To determine whether an impairment is other-than-temporary, management considers whether the Company has the ability and intent to hold the investment until recovery and whether evidence indicating the carrying value of the investment is recoverable outweighs evidence to the contrary. Evidence considered in this assessment includes the reasons for the impairment, the severity and duration of the decline in value, any change in value subsequent to year end, and forecasted performance of the investee. In 2011, the Company recognized an impairment loss of RMB 8,720 on its equity investment. See note (8) to the consolidated financial statements.

(m) Statutory Reserves

In accordance with the relevant laws and regulations of the PRC, PRC enterprises are required to transfer 10% of their after tax profit, as determined in accordance with PRC accounting standard and regulations to a general reserve fund until the balance of the fund reaches 50% of the registered capital of the enterprise. The transfer to this general reserve fund must be made before distribution of dividends can be made. As of December 31, 2011 and 2012, the PRC subsidiaries of the Company had appropriated RMB 405,512 and RMB 461,623 (US\$74,096), respectively, to the general reserve fund, which is restricted from being distributed to the Company, and if applicable, to the noncontrolling interests.

(n) Derivative Financial Instruments and Hedging Activities

The Company recognizes all derivative instruments as either assets or liabilities in the balance sheet at their respective fair values. For derivatives designated in hedging relationships, changes in the fair value are either offset through earnings against the change in fair value of the hedged item attributable to the risk being hedged or recognized in accumulated other comprehensive income, to the extent the derivative is effective at offsetting the changes in cash flows being hedged until the hedged item affects earnings.

The Company enters into derivative contracts that it intends to designate as a hedge of a forecasted transaction or the variability of cash flows to be received or paid related to a recognized asset or liability (cash flow hedge). For all hedging relationships, the Company formally documents the hedging relationship and its risk management objective and strategy for undertaking the hedge, the hedging instrument, the hedged transaction, the nature of the risk being hedged, how the hedging instrument's effectiveness in offsetting the hedged risk will be assessed prospectively and retrospectively, and a

YINGLI GREEN ENERGY HOLDING COMPANY LIMITED AND SUBSIDIARIES

Notes to Consolidated Financial Statements
(Amounts in thousands, except share and per share data)

description of the method used to measure ineffectiveness. The Company also formally assesses, both at the inception of the hedging relationship and on an ongoing basis, whether the derivatives that are used in hedging relationships are highly effective in offsetting changes in cash flows of hedged transactions. For derivative instruments that are designated and qualify as part of a cash flow hedging relationship, the effective portion of the gain or loss on the derivative is reported as a component of other comprehensive income and reclassified into earnings in the same period or periods during which the hedged transaction affects earnings. Gains and losses on the derivative representing either hedge ineffectiveness or hedge components excluded from the assessment of effectiveness are recognized in current earnings.

The Company discontinues hedge accounting prospectively when it determines that the derivative is no longer effective in offsetting cash flows attributable to the hedged risk, the derivative expires or is sold, terminated, or exercised, the cash flow hedge is designated because a forecasted transaction is not probable of occurring, or management determines to remove the designation of the cash flow hedge.

In all situations in which hedge accounting is discontinued and the derivative remains outstanding, the Company continues to carry the derivative at its fair value on the balance sheet and recognizes any subsequent changes in its fair value in earnings. When it is probable that a forecasted transaction will not occur, the Company discontinues hedge accounting and recognizes immediately in earnings gains and losses that were accumulated in other comprehensive income related to the hedging relationship.

(o) Share-based Payment

The Company measures the cost of employee services received in exchange for an award of equity instruments based on the grant-date fair value of the award and recognizes the costs over the period the employee is required to provide service in exchange for the award, which generally is the vesting period. The Company estimates grant date fair value using the Black Scholes-Merton option pricing model. The Company applies the fair value method for equity instrument issued to non-employee under Financial Accounting Standards Board ("FASB") Accounting Standards Codification ("ASC") Topic 505-50, *Equity-based Payments to Non-employees* ("ASC Topic 505-50").

(p) Revenue Recognition

Revenue is recognized when persuasive evidence of an arrangement exists, delivery of the product has occurred, the fee is fixed or determinable and collectibility is reasonably assured. These criteria as they relate to the sale of the Company's products or services are as follows:

For all sales, the Company requires a contract or purchase order which quantifies pricing, quantity and product specifications.

For sales of PV modules from PRC to foreign customers, delivery of the products occurs at the point in time the product is delivered to the named port of shipment, which is when the risks and rewards of ownership are transferred to the customer. For sales of PV modules to domestic customers in PRC or by foreign subsidiaries, delivery of the product occurs at the point in time the product is received by the customer, which is when the risks and rewards of ownership have been transferred.

Sales of PV systems consist of the delivery, assembly and installation of PV modules, related power electronics and other components. The Company considers the PV system to be delivered, and the risks and rewards of ownership transferred, when installation of all components is complete and customer acceptance is received. Customer acceptance is evidenced by a signed project acceptance document. The assembly and installation of PV systems is short, generally lasting between 1 to 3 months, and requires advance payments from the customer.

Other revenue consists primarily of the sale of raw materials. Delivery for the sale of raw materials occurs at the point in time the product is delivered to the customer, which is when the risks and rewards of ownership have been transferred. Delivery is evidenced by a signed customer acceptance form.

Shipping and handling fees billed to customers are recorded as revenues, and the related shipping or delivery costs of RMB244,240, RMB 290,746 and RMB 320,727 (US\$ 51,480) are recorded as selling expenses for the years ended December 31, 2010, 2011 and 2012, respectively.

Advance payments received from customers for the future sale of inventory are recognized as advances from customers in the consolidated balance sheets. Advances from customers are recognized as revenues when the conditions for revenue

YINGLI GREEN ENERGY HOLDING COMPANY LIMITED AND SUBSIDIARIES

Notes to Consolidated Financial Statements
(Amounts in thousands, except share and per share data)

recognition described above have been satisfied. Advances from customers have been recognized as a current liability because the amount at each balance sheet date is expected to be recognized as revenue within twelve months.

In the PRC, value added tax ("VAT") at a general rate of 17% on invoice amount is collected on behalf of tax authorities in respect of the sales of product and services and is not recorded as revenue. VAT collected from customers, net of VAT paid for purchases, is recorded as a liability until it is paid to the tax authorities.

(q) Research and Development

Research and development costs are expensed as incurred. Its research and development costs consist primarily of compensation and related costs for personnel, material, supplies, equipment depreciation and laboratory testing costs.

(r) Employee Benefits Plans

Pursuant to the relevant PRC regulations, the Company is required to make contributions for each PRC employee at a rate of 20% on a standard salary base as determined by the local Social Security Bureau, to a defined contribution retirement program organized by the local Social Security Bureau. In addition, the Company is also required to make contributions for each PRC employee at rates of 7.5%-10%, 1%-2%, 10%-12% and 1.2%-1.6% of standard salary base for medical insurance benefits, unemployment, housing fund and other statutory benefits, respectively. Total amount of contributions for the years ended December 31, 2010, 2011 and 2012 was RMB 76,161, RMB 177,714 and 244,108 (US\$39,182), respectively.

(s) Warranty Cost

Before September 30, 2011, the Company's multicrystalline PV modules are typically sold with a two or five-year limited warranty for defects in materials and workmanship, and a 10-year and 25-year warranty guaranteeing 90% and 80% of initial power generation capacity, respectively. With effect from October 1, 2011, the Company implemented a new and improved warranty terms for multicrystalline PV module that guarantees 91.2% and 80.7% of initial power generation capacity for 10 years and 25 years, respectively. Further, in respect of monocrystalline Panda PV module, the Company guarantees 98.0%, 92.0% and 82.0% of initial power generation for the first year, 10 years and 25 years, respectively. In addition, based on customers' specific requirements, the Company provides the multicrystalline PV modules with linear-based warranty which guarantees each year's power output during the twenty-five-year warranty period. The Company bears the risk of warranty claims long after the Company has sold its products and recognized revenues. The Company has sold PV modules since January 2003, and none of the Company's PV modules has been in use for the entire warranty periods. In connection with the Company's PV system sales in the PRC, the Company provides a one- to five- year warranty against defects in the Company's modules, storage batteries, controllers and inverters.

The Company performs industry-standard testing to test the quality, durability and safety of the Company's products. As a result of such tests, management believes the quality, durability and safety of its products are within industry norms. Management's estimate of the amount of its warranty obligation is based on the results of these tests, consideration given to the warranty accrual practice of other companies in the same industry and the Company's expected failure rate and future costs to service failed products. The Company's warranty obligation will be affected by its estimated product failure rates, the costs to repair or replace failed products and potential service and delivery costs incurred in correcting a product failure. Consequently, the Company accrues the equivalent of 1% of gross revenues as a warranty liability to accrue the estimated cost of its warranty obligations. To the extent that actual warranty costs differ significantly from estimates, the Company will revise its warranty provisions accordingly.

Actual warranty costs are charged against the accrued warranty liability. Warranty expense is recorded as selling expense.

Changes in the carrying amount of accrued warranty liability are as follows:

| | Year Ended December 31, | | | |
|---|-------------------------|----------------|----------------|---------------|
| | 2010 | 2011 | 2012 | |
| | RMB | RMB | RMB | US\$ |
| Beginning balance | 189,233 | 303,641 | 457,733 | 73,471 |
| Warranty expense for the current year | 125,155 | 154,092 | 109,915 | 17,643 |
| Warranty costs incurred or claimed | (10,747) | — | (12,291) | (1,973) |
| Total accrued warranty cost | 303,641 | 457,733 | 555,357 | 89,141 |
| Less: accrued warranty cost, current portion | 22,469 | 32,383 | 35,819 | 5,749 |
| Accrued warranty cost, excluding current portion | 281,172 | 425,350 | 519,538 | 83,392 |

F-22

[Table of Contents](#)

YINGLI GREEN ENERGY HOLDING COMPANY LIMITED AND SUBSIDIARIES

Notes to Consolidated Financial Statements
(Amounts in thousands, except share and per share data)

(t) Firm Purchase Commitment

The Company entered into several long-term fixed price contracts to purchase polysilicon to ensure an adequate supply of polysilicon to operate its plants. These contracts represent firm purchase commitments which are evaluated for potential market value losses. The Company estimated a loss on

these firm purchase commitments based on the lower of cost or market with reference to the estimated future sales price of PV modules and recognized a provision for inventory purchase commitments of RMB 851,694 in 2011. See note (17) to the consolidated financial statements.

(u) Income Taxes

Income taxes are accounted for under the asset and liability method. Deferred income tax assets and liabilities are recognized for the future tax consequences attributable to temporary differences between the financial statement carrying amounts of existing assets and liabilities and their respective tax bases and any tax loss and tax credit carry forwards. Deferred income tax assets and liabilities are measured using enacted tax rates expected to apply to taxable income in the years in which those temporary differences are expected to be recovered or settled. The effect on deferred income tax assets and liabilities of a change in tax rates or tax laws is recognized in the consolidated statements of comprehensive income in the period the change in tax rates or tax laws is enacted. A valuation allowance is provided to reduce the amount of deferred income tax assets if it is considered more likely than not that some portion or all of the deferred income tax assets will not be realized.

The Company recognizes in the consolidated financial statements the impact of an unrecognized tax benefit, if the position is not more likely than not of being sustained upon examination, based on the technical merits of the position. Recognized income tax benefits are measured at the largest amount that is greater than 50% likely of being realized. Changes in recognition or measurement are reflected in the period in which the change in judgment occurs. The Company's accounting policy is to accrue interest and penalties related to unrecognized tax benefits, if and when required, as interest expense and general and administrative expenses, respectively, in the consolidated statements of comprehensive income.

(v) Commitments and Contingencies

Liabilities for loss contingencies arising from claims, assessments, litigation, fines and penalties and other sources are recorded when it is probable that a liability has been incurred and the amount can be reasonably estimated.

The Company is exposed to risks associated with liability claims in the event that the use of the PV products the Company sells results in injury. The Company does not maintain any third-party liability insurance coverage other than limited product liability insurance or any insurance coverage for business interruption. As a result, the Company may have to pay for financial and other losses, damages and liabilities, including, those in connection with or resulting from third-party product liability claims and those caused by natural disasters and other events beyond the Company's control, out of its own funds, which could have a material adverse effect on its financial conditions and results of operations.

(w) Segment Reporting

The Company uses the management approach in determining reportable operating segments. The management approach considers the internal organization and reporting used by the Company's chief operating decision maker for making operating decisions, allocating resources and assessing performance as the source for determining the Company's reportable segments. Management has determined that the Company has only one operating segment, as that term is defined by FASB ASC Topic 280, *Segment reporting*.

(x) Earnings Per Share

In accordance with FASB ASC Topic 260, *Earnings Per Share*, basic earnings per share is computed by dividing net income attributable to ordinary shareholders by the weighted average number of ordinary shares outstanding during the year.

Diluted earnings per share is calculated by dividing net income attributable to ordinary shareholders as adjusted for the effect of dilutive ordinary equivalent shares, if any, by the weighted average number of ordinary and dilutive ordinary equivalent shares outstanding during the year. Ordinary equivalent shares consist of the ordinary shares issuable upon the conversion of convertible senior notes and senior secured convertible notes (using the if-converted method) and ordinary shares issuable upon the exercise of outstanding share options, restricted shares and warrants (using the treasury stock

YINGLI GREEN ENERGY HOLDING COMPANY LIMITED AND SUBSIDIARIES

Notes to Consolidated Financial Statements
(Amounts in thousands, except share and per share data)

method). Potential dilutive securities are not included in the calculation of dilutive earnings per share if the impact is anti-dilutive.

(y) Fair Value Measurements

The Company utilizes valuation techniques that maximize the use of observable inputs and minimize the use of unobservable inputs to the extent possible. The Company determines fair value based on assumptions that market participants would use in pricing an asset or liability in the principal or most advantageous market. When considering market participant assumptions in fair value measurements, the following fair value hierarchy distinguishes between observable and unobservable inputs, which are categorized in one of the following levels:

- Level 1 Inputs: Unadjusted quoted prices in active markets for identical assets or liabilities accessible to the reporting entity at the

measurement date.

- Level 2 Inputs: Other than quoted prices included in Level 1 inputs that are observable for the asset or liability, either directly or indirectly, for substantially the full term of the asset or liability.
- Level 3 Inputs: Unobservable inputs for the asset or liability used to measure fair value to the extent that observable inputs are not available, thereby allowing for situations in which there is little, if any, market activity for the asset or liability at measurement date.

The hierarchy gives the highest priority to unadjusted quoted prices in active markets for identical assets or liabilities (Level 1 measurements) and the lowest priority to measurements involving significant unobservable inputs (Level 3 measurements). The level in the fair value hierarchy within which a fair value measurement in its entirety falls is based on the lowest level input that is significant to the fair value measurement in its entirety.

See note (7) to the consolidated financial statements.

(z) **Recently Issued Accounting Standards**

In June 2011, the FASB issued Accounting Standards Update (“ASU”) 2011-05, *Presentation of Comprehensive Income* (“ASU 2011-05”), which amended accounting guidance related to presentation of comprehensive income. The standards update is intended to help financial statement users better understand the causes of an entity’s change in financial position and results of operation. The amendment eliminates the option to present components of other comprehensive income as part of the statement of changes in stockholders’ equity. The amendment requires that all non-owner changes in stockholders’ equity be presented either in a single continuous statement of comprehensive income or in two separate but consecutive statements. The guidance also requires that reclassification adjustments for items that are reclassified from other comprehensive income to net income be presented on the face of the financial statement where the components of net income and other comprehensive income are presented. In December 2011, the FASB issued ASU 2011-12, *Deferral of the Effective Date for Amendments to the Presentation of Items Out of Accumulated Other Comprehensive Income in Accounting Standards Update No. 2011-05* (“ASU 2011-12”), which defers only those changes in ASU 2011-05 that relate to the presentation of reclassification adjustments out of accumulated other comprehensive income. ASU 2011-05 and ASU 2011-12 are effective for reporting periods beginning after December 15, 2011. The Company adopted the new guidance on January 1, 2012.

In February 2013, the FASB issued ASU 2013-02, *Reporting of Amounts Reclassified Out of Accumulated Other Comprehensive Income* (“ASU 2013-02”). The standard requires that companies present either in a single note or parenthetically on the face of the financial statements, the effect of significant amounts reclassified from each component of accumulated other comprehensive income based on its source (e.g., the release due to cash flow hedges from interest rate contracts) and the income statement line items affected by the reclassification (e.g., interest income or interest expense). If a component is not required to be reclassified to net income in its entirety (e.g., the net periodic pension cost), companies would instead cross reference to the related footnote for additional information (e.g., the pension footnote). ASU 2013-02 is effective for interim and annual reporting periods beginning after December 15, 2012. The Company will adopt the provisions of the new guidance on January 1, 2013. The adoption will not have a material impact on its consolidated financial statements or related disclosures.

F-24

[Table of Contents](#)

YINGLI GREEN ENERGY HOLDING COMPANY LIMITED AND SUBSIDIARIES

Notes to Consolidated Financial Statements
(Amounts in thousands, except share and per share data)

(3) Accounts Receivable

Accounts receivable is summarized as follows:

| | December 31, | | |
|---------------------------------------|------------------|------------------|----------------|
| | 2011 RMB | 2012 RMB | US\$ |
| Accounts receivable | 2,473,683 | 3,921,502 | 629,444 |
| Less: Allowance for doubtful accounts | (343,306) | (287,351) | (46,123) |
| Total accounts receivable, net | 2,130,377 | 3,634,151 | 583,321 |

The following table presents the movement of the allowance for doubtful accounts:

| | Year ended December 31, | | | |
|---|-------------------------|------------------|------------------|-----------------|
| | 2010 RMB | 2011 RMB | 2012 RMB | US\$ |
| Beginning balance | (323,025) | (309,482) | (343,306) | (55,104) |
| Additions | (788) | (45,612) | (73,962) | (11,872) |
| Reversal of allowance for doubtful accounts | 13,886 | 6,624 | 5,401 | 867 |
| Write-off of accounts receivable | 445 | 5,164 | 124,516 | 19,986 |
| Ending balance | (309,482) | (343,306) | (287,351) | (46,123) |

As part of its ongoing control procedures, management monitors the creditworthiness of its customers to which it grants credit terms in the normal course of business. Credit terms are normally four months from the date of billing. For certain customers the Company requires an advance payment before the sale is made. Such advance payments are reported as “advances from customers” in the Company’s consolidated balance sheets and amounted to RMB 894,021 and RMB 813,679 (US\$130,605) as of December 31, 2011 and 2012, respectively. The Company also requires certain customers to secure payment by a letter of credit issued by the customers’ banks. Letters of credit have terms less than 90 days. Until the letter of credit is drawn and the amount is paid, the amount due from the customer is recorded as accounts receivable. As of December 31, 2011 and 2012, 44% and 31%, respectively, of accounts receivable were denominated in currencies other than the RMB.

As of December 31, 2011 and 2012, the Company has pledged accounts receivable with a total carrying amount of RMB 12,978 and nil, respectively, to secure short-term bank borrowings.

(4) Inventories

Inventories by major category consist of the following:

| | December 31, | | |
|--------------------------|------------------|------------------|----------------|
| | 2011 | 2012 | |
| | RMB | RMB | US\$ |
| Raw materials | 628,818 | 727,300 | 116,740 |
| Work-in-progress | 346,126 | 288,456 | 46,300 |
| Finished goods | 1,695,975 | 1,507,794 | 242,018 |
| Total inventories | 2,670,919 | 2,523,550 | 405,058 |

Inventory write-downs amounted to RMB 16,467, RMB 469,872 and RMB 665,416 (US\$106,807) for the years ended December 31, 2010, 2011 and 2012, respectively, and recorded as cost of revenues in the consolidated statements of comprehensive income.

F-25

[Table of Contents](#)

YINGLI GREEN ENERGY HOLDING COMPANY LIMITED AND SUBSIDIARIES

Notes to Consolidated Financial Statements
(Amounts in thousands, except share and per share data)

(5) Property, Plant and Equipment

Property, plant and equipment consist of the following:

| | December 31, | | |
|---|-------------------|-------------------|------------------|
| | 2011 | 2012 | |
| | RMB | RMB | US\$ |
| Buildings | 2,247,643 | 2,923,470 | 469,249 |
| Machinery and equipment | 11,589,915 | 13,875,105 | 2,227,108 |
| Furniture and fixtures | 84,562 | 114,284 | 18,344 |
| Motor vehicles | 89,563 | 114,373 | 18,358 |
| Construction in progress | 2,488,762 | 1,530,642 | 245,685 |
| Total property, plant and equipment | 16,500,445 | 18,557,874 | 2,978,744 |
| Less: Accumulated depreciation | (1,836,237) | (2,864,153) | (459,728) |
| Less: Impairment | (2,275,024) | (2,475,521) | (397,349) |
| Total property, plant and equipment, net | 12,389,184 | 13,218,200 | 2,121,667 |

For the years ended December 31, 2011 and 2012, given the continuing decline in the spot market price of polysilicon, the Company recorded an impairment loss of RMB 2,275,024 and RMB 200,497 (US\$32,182) for property, plant, and equipment with respect to the production of polysilicon based on the present value of expected future cash flows discounted at the weighted average cost of capital, respectively.

Depreciation expense on property, plant and equipment was allocated to the following expense items:

| | Year ended December 31, | | | |
|-------------------------------------|-------------------------|----------------|------------------|----------------|
| | 2010 | 2011 | 2012 | |
| | RMB | RMB | RMB | US\$ |
| Cost of revenues | 432,989 | 754,977 | 1,051,098 | 168,713 |
| Selling expenses | 1,817 | 993 | 1,396 | 224 |
| General and administrative expenses | 24,223 | 36,473 | 55,343 | 8,883 |
| Research and development expenses | 12,130 | 34,355 | 30,016 | 4,818 |
| Total depreciation expense | 471,159 | 826,798 | 1,137,853 | 182,638 |

The Company capitalized interest costs as a component of the cost of construction in progress as follows:

| | Year ended December 31, | | | |
|-------------------------------------|-------------------------|----------------|------------------|----------------|
| | 2010 | 2011 | 2012 | |
| | RMB | RMB | RMB | US\$ |
| Interest cost capitalized | 272,369 | 202,138 | 130,967 | 21,022 |
| Interest cost charged to income | 438,011 | 626,737 | 897,124 | 143,998 |
| Total interest cost incurred | 710,380 | 828,875 | 1,028,091 | 165,020 |

As of December 31, 2011 and 2012, the Company has pledged property, plant and equipment with a total carrying amount of RMB 3,598,348 and RMB 6,262,340 (US\$ 1,005,175), respectively, to secure bank borrowings.

(6) Derivative Instruments and Hedging Activities

The Company uses foreign currency forward contracts to manage its exposure to foreign currency risks arising from sales denominated in foreign currency and uses interest rate related derivative instruments to manage its exposure related to changes in interest rates on its variable-rate debt instruments. The Company does not speculate using derivative instruments.

Foreign Currency

The Company's principal operating subsidiaries, Baoding Tianwei Yingli New Energy Resources Co., Ltd. ("Tianwei Yingli") and Yingli Energy (China) Co., Ltd. ("Yingli China") are located in the PRC with the Renminbi being its functional currency. However, the majority of these two entity's sales are in currencies other than Renminbi, primarily the

F-26

[Table of Contents](#)

YINGLI GREEN ENERGY HOLDING COMPANY LIMITED AND SUBSIDIARIES

Notes to Consolidated Financial Statements
(Amounts in thousands, except share and per share data)

EURO and US\$. Any depreciation of the EURO or US\$ against the Renminbi will generally result in foreign exchange losses and adversely affect the Company's results of operations. With an aim to reduce its risk exposure, the Company, on a selected basis, enters into forward contracts with financial institutions to forward sell EURO or US\$ when it entered into certain sales contracts denominated in EURO or US\$ through its PRC operating subsidiaries. Some of these foreign currency forward contracts are qualified as foreign currency cash flow hedges at inception, and thus the change in the fair value of these hedge contracts were initially recognized in accumulated other comprehensive income and reclassified into the consolidated statements of comprehensive income in the period that the sale of the related hedged item is recognized or when hedge accounting is discontinued if the foreign currency forward contracts are no longer effective in offsetting cash flows attributable to the hedged risk. During the year ended December 31, 2011, the Company entered into foreign currency forward contracts with a notional amount of EURO 76,680 and US\$ 48,000 against its EURO and US\$ denominated sales, respectively. During the year ended December 31, 2012, the Company entered into foreign currency forward contracts with a notional amount of EURO 39,000 and US\$ 21,000 against its EURO and US\$ denominated sales, respectively. As of December 31, 2011 and 2012, the Company had outstanding foreign currency forward contracts with notional amounts of US\$ 48,000 and US\$ 18,000, respectively.

Interest

The Company's exposure to the risk of changes in market interest rates primarily relates to its bank borrowings. To finance its business operation and expansion, the Company's PRC operating subsidiaries will obtain short-term and long-term bank borrowings. Some of bank borrowings carry variable interest rates. Interest expenses on these banking borrowings may increase as a result of change in market interest rates. With an aim to reduce its interest rate exposure, the Company entered into one long-term interest rate swap contract, with notional amount of US\$70,000, in 2009. As of December 31, 2011 and 2012, the Company had outstanding interest rate swap contracts with notional amounts of US\$ 45,000 and US\$ 36,000, respectively.

Balance Sheet Classification

The following summarizes the fair values and location in the consolidated balance sheet of all derivatives held by the Company as of December 31, 2011 and 2012:

| Assets: | Balance Sheet Classification | Fair Value | | |
|---------------------------|---|------------|-------|------|
| | | 2011 | 2012 | |
| | | RMB | RMB | US\$ |
| Foreign currency contract | Prepaid expenses and other current assets | 490 | 3,323 | 533 |

| | | | | |
|--|-------------------|--------|--------|-------|
| Total derivatives designated as hedges | | 490 | 3,323 | 533 |
| Liability: | | | | |
| Interests rate swap | Other liabilities | 23,370 | 13,557 | 2,176 |
| Total derivatives not designated as hedges | | 23,370 | 13,557 | 2,176 |

Cash Flow Hedge Loss or Gain Recognition

The following summarizes the loss (gain), recognized in the consolidated statement of comprehensive income, of derivatives designated and qualifying as cash flow hedges for the years ended December 31, 2010, 2011 and 2012:

F-27

[Table of Contents](#)

YINGLI GREEN ENERGY HOLDING COMPANY LIMITED AND SUBSIDIARIES

Notes to Consolidated Financial Statements
(Amounts in thousands, except share and per share data)

| Derivatives in Cash Flow Hedging Relationships | Amount of Loss (Gain) Recognized in Other Comprehensive Income | | Location of Loss (Gain) Reclassified from Other Comprehensive Income into Income/Loss | Amount of Loss (Gain) Reclassified from Other Comprehensive Income into Income/Loss | |
|---|--|---------|---|--|---------|
| | RMB | US\$ | | RMB | US\$ |
| 2010 | | | | | |
| Foreign currency contracts | 54,679 | | Foreign currency exchange losses | 54,601 | |
| 2011 | | | | | |
| Foreign currency contracts | (18,441) | | Foreign currency exchange losses | (17,872) | |
| 2012 | | | | | |
| Foreign currency contracts | (14,839) | (2,382) | Foreign currency exchange losses | (13,326) | (2,139) |

Other Derivatives Gains (Losses) Recognition

The following summarizes the losses and the location in the consolidated statements of comprehensive income of derivatives not designated as hedging instruments for the years ended December 31, 2010, 2011 and 2012:

| Derivatives Not Designated as Hedging Instruments | Location of Loss Recognized in Income on Derivative | Amount of Loss Recognized in Income on Derivative | | | |
|--|--|--|---------|---------|-------|
| | | 2010 | 2011 | 2012 | |
| | | RMB | RMB | RMB | US\$ |
| Interest rate swap | Interest expense | (22,945) | (8,481) | (1,958) | (311) |
| Total | | (22,945) | (8,481) | (1,958) | (311) |

(7) Fair Value Measurements

(a) Fair Value Hierarchy

The following table presents the placement in the fair value hierarchy of assets and liabilities that are measured at fair value on a recurring basis as of December 31, 2011 and 2012:

| | December 31, 2011 | Fair value measurements at December 31, 2011 | | |
|---------|----------------------|---|---|--|
| | | Quoted prices in active markets for identical assets (Level 1) | Significant other observable inputs (Level 2) | Significant unobservable inputs (Level 3) |
| Assets: | | | | |

| | | | | |
|-----------------------------------|---------------|----------|------------|---------------|
| Foreign currency forward contract | 490 | — | 490 | — |
| Total | 490 | — | 490 | — |
| Liabilities: | | | | |
| Interests rate swap contract | 23,370 | — | — | 23,370 |
| Total | 23,370 | — | — | 23,370 |

F-28

[Table of Contents](#)

YINGLI GREEN ENERGY HOLDING COMPANY LIMITED AND SUBSIDIARIES

Notes to Consolidated Financial Statements
(Amounts in thousands, except share and per share data)

| | | Fair value measurements at December 31, 2012 | | |
|-----------------------------------|----------------------|---|---|--|
| | December 31, 2012 | Quoted prices in active markets for identical assets (Level 1) | Significant other observable inputs (Level 2) | Significant unobservable inputs (Level 3) |
| Assets: | | | | |
| Foreign currency forward contract | 3,323 | — | 3,323 | — |
| Total | 3,323 | — | 3,323 | — |
| Liabilities: | | | | |
| Interests rate swap contract | 13,557 | — | — | 13,557 |
| Total | 13,557 | — | — | 13,557 |

The following table presents the Company's activity for liabilities measured at fair value on a recurring basis using significant unobservable inputs (Level 3) as defined in ASC Topic 820 for the year ended December 31, 2010, 2011 and 2012:

| | Liabilities |
|--|---------------------------|
| | Interest rate swap |
| Balance at December 31, 2009 | 22,986 |
| Total realized and unrealized losses: | |
| Included in earnings | 22,945 |
| Included in other comprehensive income | — |
| Settlement | (15,268) |
| Balance at December 31, 2010 | 30,663 |
| Total losses for 2010: | |
| included in earnings attributable to the change in unrealized losses relating to liabilities held at December 31, 2010 | 7,677 |
| | Liabilities |
| | Interest rate swap |
| Balance at December 31, 2010 | 30,663 |
| Total realized and unrealized losses: | |
| Included in earnings | 8,481 |
| Included in other comprehensive income | — |
| Settlement | (15,774) |
| Balance at December 31, 2011 | 23,370 |
| Total gain for 2011: | |
| included in earnings attributable to the change in unrealized gain relating to liabilities held at December 31, 2011 | (7,293) |
| | Liabilities |
| | Interest rate swap |
| Balance at December 31, 2011 | 23,370 |
| Total realized and unrealized losses: | |
| Included in earnings | 1,958 |
| Included in other comprehensive income | — |
| Settlement | (11,771) |
| Balance at December 31, 2012 | 13,557 |
| Total gain for 2012: | |
| included in earnings attributable to the change in unrealized gain relating to liabilities held at December 31, 2012 | (9,813) |

The following table presents fair value measurements of assets and liabilities that are measured at fair value on a nonrecurring basis at December 31, 2011 and 2012, respectively:

F-29

[Table of Contents](#)

YINGLI GREEN ENERGY HOLDING COMPANY LIMITED AND SUBSIDIARIES

Notes to Consolidated Financial Statements
(Amounts in thousands, except share and per share data)

| Description | December 31, 2011 | Quoted prices in active markets for identical assets (Level 1) | Significant other observable inputs (Level 2) | Significant unobservable inputs (Level 3) | Total losses |
|------------------------------------|-------------------|--|---|---|--------------|
| Property, plant and equipment, net | 12,389,184 | — | — | 12,389,184 | 2,275,024 |
| Goodwill | — | — | — | Nil(*) | 273,382 |

* As further described in note (23), the Company recorded a full impairment of its goodwill based on its estimated implied fair value of nil as of December 31, 2011. The estimated implied fair value was determined based on certain Level 3 unobservable inputs.

| Description | December 31, 2012 | Quoted prices in active markets for identical assets (Level 1) | Significant other observable inputs (Level 2) | Significant unobservable inputs (Level 3) | Total losses |
|------------------------------------|-------------------|--|---|---|--------------|
| Property, plant and equipment, net | 13,218,200 | — | — | 13,218,200 | 200,497 |

(b) Fair Value of Financial Instruments

Management used the following methods and assumptions to estimate the fair value of financial instruments at the relevant balance sheet dates:

- Short-term financial instruments (cash and cash equivalents, restricted cash, accounts receivable, amounts due from related parties, accounts payable, short-term borrowing, and amounts due to related parties) - cost approximates fair value because of the short maturity period.
- Long-term debt and long-term payable (included in other liabilities) - fair value is based on the amount of future cash flows associated with each debt instrument discounted at the Company's current borrowing rate for similar debt instruments of comparable terms. The carrying value of the long-term debt and long-term payable approximate their fair values as the long-term debts and long-term payable carry variable interest rates which approximate rates currently offered by the Company's bankers for similar debt instruments of comparable maturities.
- Convertible senior notes - as of December 31, 2011, the fair value of the convertible senior notes, determined based on quoted market value of the notes, was approximately RMB 9,317.
- Senior secured convertible notes — It is not practicable to estimate the fair value of the Company's senior secured convertible notes as of December 31, 2011 without incurring excessive costs because of the lack of an unobservable market data and complexity of the conversion rate adjustment feature. All of senior secured convertible notes were converted into the Company's ordinary shares during 2012. Additional information pertinent to these notes is provided in note (12).
- Medium-term notes — fair value is based on the amount of future cash flows associated with the debt instrument discounted at the Company's current borrowing rate for similar debt instruments of comparable terms. As of December 31, 2012, the carrying value of the medium-term notes approximate its fair value as the current incremental borrowing rate for similar types of borrowing arrangements did not differ significantly from the borrowing rate carried by the medium-term notes.
- Foreign currency forward contract — as of December 31, 2011 and 2012, the fair value is determined by discounting estimated future cash flow, which is based on the changes in the forward rate.
- Interests swap contract — as of December 31, 2011 and 2012 the fair value is determined by using pricing models developed based on the London Interbank Offered Rate ("LIBOR") swap rate and other unobservable market data.

F-30

[Table of Contents](#)

YINGLI GREEN ENERGY HOLDING COMPANY LIMITED AND SUBSIDIARIES

Notes to Consolidated Financial Statements

(8) Equity Investments

Equity investments are RMB 25,127 and RMB 173,241 (US\$ 27,807) as of December 31, 2011 and 2012, respectively, which are included in other assets in the consolidated balance sheets.

The Company's 50% equity investment in Tibet Tianwei Yingli New Energy Resources Co., Ltd. ("Tibetan Yingli") is accounted for under equity method. Given the continuing losses sustained by Tibetan Yingli, the Company recorded a full impairment provision of RMB 8,720 for this equity investment during the year ended December 31, 2011. In 2012, Tibetan Yingli continued to incur losses and the carrying value of the Company's investment in Tibetan Yingli remained as nil as of December 31, 2012.

In February 2009, Yingli China and two other entities, unrelated to the Company, established Beijing Badaling Green Photovoltaic Power Generation Co., Ltd.. Yingli China contributed RMB 600 to acquire a 10% equity interest. The investment is accounted for under cost method.

In September 2009, Yingli China and two other entities, unrelated to the Company, established Hainan Solar Power Company Limited. Yingli China contributed RMB 6,000 to acquire a 20% equity interest. In 2011, Yingli China further injected cash of RMB 20,362 while the other investors made proportional cash injection to remain the same ownership interest for each investor. The investment is accounted for under equity method.

In February 2010, Yingli China and two other entities, unrelated to the Company, established Beijing Jingyi Renewable Energy Engineering Co., Ltd.. Yingli China contributed RMB 10,000 to acquire a 10% equity interest. In July 2011, Yingli China injected cash of RMB 1,875 while the other investors made proportional cash injection to remain the same ownership interest for each investor. The investment is accounted for under cost method.

In September 2011, Yingli Beijing and a subsidiary of Yingli Group, established Beijing Shuntong Wuliu Co., Ltd ("Shuntong Wuliu"). Yingli Beijing contributed RMB 1,470 to acquire 49% equity interest. The investment is accounted for under equity method.

In November 2012, Yingli China and Hainan Yingli New Energy Resources Co., Ltd. ("Yingli Hainan"), along with 20 other entities unrelated to the Company, participated in the establishment of China Development Zhengxin Investment Company. The Investment Company's period of operation is 10 years and its principal activities are to make equity investments to key industries encouraged by the State. The Company contributed RMB 150,000 (US\$ 24,077) to acquire a 4.76% equity interest. The investment is accounted for under cost method. The Investment Company's administrator is SDIC Investment and Development Fund Management Beijing Co., Ltd. Subject to the administrator's approval and other shareholders' preemptive rights, the Company can transfer its investment to third parties.

(9) Borrowings**(a) Current**

Short-term borrowings and current installments of long-term debt consist of the following:

| | Year ended December 31, | | |
|--|-------------------------|------------------|------------------|
| | 2011 | 2012 | |
| | RMB | RMB | US\$ |
| Guaranteed by bank deposits | 900,890 | 391,448 | 62,832 |
| Guaranteed by related parties | 3,197,817 | 3,448,503 | 553,523 |
| Guaranteed by property, plant and equipment | 475,245 | 773,248 | 124,115 |
| Guaranteed by accounts receivable | 12,978 | — | — |
| Unsecured loans | 1,911,687 | 1,397,292 | 224,281 |
| Current portion of long-term debt (note b) | 1,726,459 | 1,515,524 | 243,258 |
| Total short-term borrowings and current portion of long-term debt | 8,225,076 | 7,526,015 | 1,208,009 |

Short-term borrowings outstanding (including the current portion of long-term debt) as of December 31, 2011 and 2012 bore a weighted average interest rate of 6.23% and 5.93% per annum, respectively. All short-term borrowings mature and

YINGLI GREEN ENERGY HOLDING COMPANY LIMITED AND SUBSIDIARIES

Notes to Consolidated Financial Statements
(Amounts in thousands, except share and per share data)

expire at various times within one year. These facilities contain no specific renewal terms. The Company has traditionally negotiated renewal of certain facilities shortly before they mature.

b) Non-current

| | Year ended December 31, | | |
|---|-------------------------|------------------|----------------|
| | 2011 | 2012 | |
| | RMB | RMB | US\$ |
| Long-term bank debt: | | | |
| Secured loans from China Development Bank | 283,541 | 3,390,651 | 544,237 |
| Unsecured loans | 1,300,000 | 300,000 | 48,152 |
| Guaranteed by related parties | 1,312,225 | 549,710 | 88,235 |
| Secured by multiple assets | 2,183,167 | 1,271,849 | 204,146 |
| Borrowings from other third parties: | | | |
| Guaranteed by property, plant and equipment | 99,425 | 79,770 | 12,804 |
| | 5,178,358 | 5,591,980 | 897,574 |
| Less: current portion | (1,726,459) | (1,515,524) | (243,258) |
| Total long-term borrowings | 3,451,899 | 4,076,456 | 654,316 |

In September 2008, Tianwei Yingli entered into a five-year loan of US\$75,000 at an interest rate of 6-month LIBOR plus 3% per annum with a European banking consortium. The loan is unsecured, guaranteed by Yingli Green Energy and repayable in semi-annual installment of US\$9,375 starting from March 15, 2010.

Under its debt agreement, the Company is required to maintain certain financial ratios, including current ratio and net debt to earnings before income taxes, depreciation and amortization ratio. Further, the debt agreements contain restrictions on transfers of assets, loans and contributions over RMB 20,000 to the borrower's subsidiaries and the sales, transfer or disposal of any assets over RMB 300,000.

In December 2011, the Company entered into an amendment to the aforementioned agreement, under which the remaining balance of the bank loan has been fully repaid in March 2012.

In December 2008, Yingli China entered into an eight-year US\$70,000 loan agreement at an interest rate of 6-month LIBOR plus 6% per annum with China Development Bank. The loan is guaranteed by Tianwei Yingli and Mr. Liansheng Miao, the Company's chairman and CEO, and secured by Yingli China's property, plant and equipment. The loan is repayable in annual installment of US\$8,000 for the first two years and US\$9,000 for the remaining six years, respectively, commencing in December 2009.

In May 2010, Tianwei Yingli entered into a three-year US\$20,000 loan agreement at an interest rate of 12-month LIBOR plus 1.7% per annum with Luso International Banking Ltd. The loan is secured by Yingli Green Energy and repayable upon maturity.

In May 2010, Yingli Hainan entered into a five-year RMB 180,000 loan agreement at an interest rate of 5.76% per annum with Industrial and Commercial Bank of China Limited. The loan is guaranteed by Yingli Green Energy and repayable in semi-annual installment of RMB 20,000 starting from August 2011.

In June 2010, Yingli Hainan entered into a five-year RMB 220,000 loan agreement at a floating interest rate of the five-year Renminbi benchmark loan rates as published by the People's Bank of China plus an additional surcharge of 2.5% per annum with Bank of Communications Co., Ltd. The loan is guaranteed by Yingli Green Energy and repayable in an annual installment of RMB 55,000 starting from June 2011.

In July 2010, Yingli China entered into a five-year RMB 500,000 loan agreement at an interest rate of the five-year Renminbi benchmark loan rates per annum with Bank of Communications Co., Ltd. The loan is guaranteed by Yingli Group and Yingli Green Energy and secured by Yingli China's property, plant and equipment. The loan is repayable in annual installment of RMB 70,000, RMB 140,000, RMB 170,000 and RMB 120,000 in 2011, 2012, 2013 and 2014, respectively.

In August 2010, Tianwei Yingli entered into a two-year RMB 1,000,000 loan agreement at an interest rate applicable to the Export Seller's Credit which is renewed quarterly with the Export-Import Bank of China. The loan was fully repaid in 2012.

YINGLI GREEN ENERGY HOLDING COMPANY LIMITED AND SUBSIDIARIES

Notes to Consolidated Financial Statements (Amounts in thousands, except share and per share data)

In February 2011, Yingli Hainan entered into a five-year RMB 400,000 loan agreement with China Merchants Bank at an interest rate of the five-year Renminbi benchmark loan rate per annum. As of December 31, 2012, the Company withdrew RMB 368,000 under this agreement. The loan is guaranteed by Yingli Hainan's property, plant and equipment.

In March 2011, Yingli China entered into a 45-month RMB 1,000,000 loan agreement with Bank of Communications Co., Ltd. at an interest rate of three- to five- year Renminbi benchmark loan rate plus an additional surcharge of 10% of the interest rate per annum. As of December 31, 2012, the Company withdrew RMB 367,480 under this agreement. The loan is guaranteed by property, plant and equipment.

In May 2011, Yingli China entered into a 42-month RMB 1,160,000 loan agreement with Bank of China and China Citic Bank at an interest rate of three-five year Renminbi benchmark loan rate plus an additional surcharge of 5% of the interest rate per annum. As of December 31, 2012, the

Company withdrew RMB 481,000 under this agreement. The loan is guaranteed by Yingli Green Energy and Yingli Group.

In October 2011, Tianjin Yingli New Energy Resources Co., Ltd. (“Tianjin Yingli”) borrowed an eight-year RMB 350,000 loan from China Development Bank at an interest rate of five-year Renminbi benchmark loan rate per annum and an eight-year US\$ 100,000 loan from China Development Bank at an interest rate of 6-month LIBOR plus 520 basis points per annum. The loan is guaranteed by property, plant and equipment.

In October 2011, Hengshui Yingli New Energy Resources Co., Ltd. (“Hengshui Yingli”) entered into an eight-year RMB 311,505 (US\$50,000) loan agreement with China Development Bank at an interest of 6.31% per annum and subject to adjustment annually. The loan is guaranteed by property, plant and equipment. As of December 31, 2012, the Company withdrew RMB 295,419 (US\$47,418).

In November 2011, Yingli Hainan entered into an eight-year RMB 900,000 loan agreement with China Development Bank at an interest rate of five-year Renminbi benchmark loan rate per annum. As of December 31, 2012, the Company withdrew RMB 900,000 (US\$142,996) under this agreement. The loan is guaranteed by property, plant and equipment.

In March 2012, Hainan Yingli entered into a seven-year RMB 735,704 (US\$117,000) loan agreement with China Development Bank at an interest of three-month LIBOR plus 590 basis points per annum. As of December 31, 2012, the Company withdrew RMB 735,704 (US\$117,000) under this agreement. The loan is guaranteed by property, plant and equipment.

In May 2012, Hengshui Yingli entered into an eight-year RMB 255,000 (US\$40,930) loan agreement with China Development Bank at an interest of 7.76% per annum and subject to adjustment annually. The loan is guaranteed by Yingli China. As of December 31, 2012, the Company withdrew RMB 255,000 (US\$40,930) under this agreement.

Future principal payments under the above long-term borrowings as of December 31, 2012 are as follows

| Year ending December 31, | RMB | US\$ |
|--------------------------|------------------|----------------|
| 2013 | 1,515,524 | 243,258 |
| 2014 | 1,096,174 | 175,948 |
| 2015 | 932,958 | 149,750 |
| 2016 | 716,015 | 114,928 |
| 2017 | 529,617 | 85,009 |
| Thereafter | 801,692 | 128,681 |
| Total | 5,591,980 | 897,574 |

As of December 31, 2012, the Company has unused lines of credit of RMB 3,506 million (US\$563 million) with remaining terms less than 12 months and RMB 2,395 million (US\$384 million) with remaining terms beyond 12 months.

(10) Structured Loan

In January 2009, Yingli China entered into a credit agreement with a fund managed by Asia Debt Management Hong Kong Limited (“ADM Capital”) for a three-year loan facility of up to US\$80,000 with an interest rate of 12% per annum. In connection with the loan, the Company granted 4,125,000 detachable warrants to ADM Capital (“ADM warrants”). Each warrant grants the right to acquire one ordinary share at an initial strike price, subject to customary anti-dilution and similar adjustments. The number of warrants to be granted will be determined based on the final size of the loan on the drawdown

F-33

[Table of Contents](#)

YINGLI GREEN ENERGY HOLDING COMPANY LIMITED AND SUBSIDIARIES

Notes to Consolidated Financial Statements (Amounts in thousands, except share and per share data)

date but in no event will exceed 6,600,000. In addition, Yingli Power Holding Company limited (“Yingli Power”), an investment holding company, which held approximately 43% of the equity interest in Yingli Green Energy as of January 2009 and is controlled by Mr. Liansheng Miao, the Company’s chairman and CEO, pledged certain ADS of the Company as the collateral for the loan and warrants. The pledged shares will be released upon the Company’s repayment of the loan and the warrant holder’s exercise or termination of the warrants.

On April 7, 2009, the Company drew down US\$50,000 (RMB 341,795) of the loan facility and granted 4,125,000 warrants under the warrant agreement at an initial strike price of US\$5.64 per share, which was later reduced to US\$5.06 per share. On June 29, 2009, the Company repaid the loan in full and paid an early repayment penalty of US\$1,000.

In 2010 and 2011, 1,650,000 and 2,475,000 warrants were exercised and 1,010,211 and 1,444,060 ordinary shares were issued by the Company, respectively. There were no outstanding warrants as of December 31, 2011 and 2012.

(11) Convertible Senior Notes

On December 13, 2007, the Company sold in a public offering an aggregate US\$172,500 principal amount zero coupon convertible senior notes due

2012 (the “Convertible Senior Notes”). The net proceeds from the offering, after deducting the offering expenses payable by the Company, were approximately US\$166,800. The Convertible Senior Notes are convertible, subject to dilution protection adjustment, at an initial conversion rate of 23.0415 ADSs per US\$1 principal amount of Convertible Senior Notes (equivalent to a conversion price of approximately US\$43.40 per ADS , and a total number of shares to be converted of 3,974,659). Unless previously redeemed, repurchased or converted, the Convertible Senior Notes mature on December 15, 2012, at a redemption price of US\$1.2883 which is equivalent to 128.83% of the US\$1 principal amount to be redeemed.

Management has determined that the conversion feature embedded in the Convertible Senior Notes should not be bifurcated and accounted for as a derivative pursuant to FASB ASC Topic 815-15, since the embedded conversion feature is indexed to the Company’s own stock and would have been classified in shareholders’ equity if it were a free-standing derivative instrument. Further, management has determined that the embedded call and put options that may accelerate the settlement of the Convertible Senior Notes are clearly and closely related to the debt host contract because the amount paid upon settlement is fixed at a price equal to the principal amount plus any unpaid guaranteed return to the note holders. Therefore, the embedded call and put options are not accounted for as a separate derivative pursuant to FASB ASC Topic 815-15.

Since the conversion price of the Convertible Senior Notes exceeds the market price of the Company’s ordinary shares on the date of issuance, no portion of the proceeds from the issuance was accounted for as the conversion feature. Costs incurred by the Company that were directly attributable to the issuance of Convertible Senior Notes, were deferred and being charged to the consolidated statements of comprehensive income using the effective interest rate method.

The equity component (conversion option) of the Convertible Senior Notes was determined to be US\$6,046 (RMB 44,479) at the issuance date and, accordingly, the initial carrying amount of the Convertible Senior Notes was US\$166,454 (RMB 1,224,569). The resulting debt discount of US\$6,046 (RMB 44,479) is amortized and interest expense is recognized using an effective interest rate of 6.46%.

On December 15, 2010, US\$171,300 (RMB 1,140,276) aggregate principle amount of the Convertible Senior Notes plus the accrued unpaid interest payable of US\$28,145 (RMB 187,347) was repurchased by the Company and settled in cash.

On December 14, 2012, the remaining principle balance of US\$1,200 (RMB 7,552) plus the accrued unpaid interest payable of US\$346 (RMB 2,177) was repurchased by the Company and settled in cash.

The Convertible Senior Notes as of December 31, 2011 and 2012 are summarized in the following table:

| | Year ended December 31, | | |
|--|-------------------------|----------|----------|
| | 2011 | 2012 | |
| | RMB | RMB | US\$ |
| Principal amount of Convertible Senior Notes | 7,561 | — | — |
| Cumulative interest payable | 1,657 | — | — |
| Net carrying amount | 9,218 | — | — |

F-34

[Table of Contents](#)

YINGLI GREEN ENERGY HOLDING COMPANY LIMITED AND SUBSIDIARIES

Notes to Consolidated Financial Statements (Amounts in thousands, except share and per share data)

Conversion option subject to cash settlement or debt discount is amortized as interest expense through December 15, 2010, the earliest date the holders of the Convertible Senior Notes can demand payment. Debt issuance costs of US\$5,473 as of December 13, 2007 have been capitalized and are being amortized on a straight-line basis, which approximate the effective interest rate method from the date the convertible notes were issued to December 15, 2010.

Interest relating to the Convertible Senior Notes was recognized as follows:

| | Year ended December 31, | | | |
|-------------------------------------|-------------------------|--------------|------------|-----------|
| | 2010 | 2011 | 2012 | |
| | RMB | RMB | RMB | US\$ |
| Contractual coupon interest | 64,786 | 1,483 | 520 | 84 |
| Amortization of debt discount | 14,103 | — | — | — |
| Amortization of debt issuance costs | 11,846 | — | — | — |
| Interest cost capitalized | (34,789) | (362) | (65) | (10) |
| Total interests expense | 55,946 | 1,121 | 455 | 74 |

(12) Senior Secured Convertible Notes

In 2009, the Company entered into a note purchase agreement with Trustbridge Partners II, L.P. (“Trustbridge”), for up to US\$50,000 in senior secured convertible notes (“Notes”). A first tranche of US\$20,000 (RMB 136,564) Notes was issued in connection with the financing of the Cyber

Power acquisition on January 16, 2009 (“First Tranche”). Additional Notes, which are referred to as the “Second Tranche”, for an aggregate principal amount of US\$29,449 (RMB 201,084) was issued on July 2, 2009.

The Notes carry an interest rate of 10% per annum which is paid on a quarterly basis and were convertible into the Company’s ordinary shares at an initial conversion rate of 17,699 ordinary shares per US\$100 principal amount of Notes (equivalent to a conversion price of approximately US\$5.65 per ADS), subject to certain adjustments. At issuance, each of the Second Tranche Notes will initially be convertible at the conversion rate applicable to the outstanding First Tranche Notes. Unless previously redeemed, repurchased or converted, the Notes mature on January 25, 2012 at a redemption price equal to 152% of the principal amount which guaranteed a rate of return of 15% per annum in addition to the stated coupon rate of 10% per annum aforementioned.

The holders of the Notes have the right, at any time prior to the maturity date of the Notes, to convert the principal amount of the Note plus any accrued but unpaid interest, into shares of the Company.

In addition to the standard dilution protection adjustments, the conversion rate shall be adjusted under the following conditions:

- (i) If the Company issues shares at a price less than the ten day average share price, the conversion rate shall be increased such that the conversion price is equal to such issuance price. No adjustment is made to decrease the conversion rate;
- (ii) The conversion rate shall be increased such that the conversion price is equal to the average daily volume-weighted average share price (“VWAP”) (20 day forward looking) as of each of the following dates: (a) the date the Company releases its earnings results for fiscal year 2008; (b) the date the Company releases its earnings results for the second fiscal quarter 2009, and (c) the date the Company releases its earnings results for fiscal year 2009. No adjustment is made to decrease the conversion rate. On February 10, 2009, the Company released its earnings results for fiscal year 2008 and the conversion rate was increased to 22,933 per US\$100 (approximately US\$4.36 per ADS); and
- (iii) On March 31, June 30, September 30 and December 31 of each year, commencing on June 30, 2010, the conversion rate shall be increased such that the conversion price is equal to the average daily VWAP of the share (20 day backward looking). No adjustment is made to decrease the conversion rate. The conversion price was adjusted to US\$4.06 per ADS based on the average daily VWAP for 20 days up to December 31, 2011.

Upon a change of control or a termination of trading, the holders of the Notes can require the Company to repurchase all or any portion of the Notes in cash at a price that guarantees a rate of return of 15% per annum in addition to the stated coupon rate of 10% per annum.

F-35

[Table of Contents](#)

YINGLI GREEN ENERGY HOLDING COMPANY LIMITED AND SUBSIDIARIES

Notes to Consolidated Financial Statements
(Amounts in thousands, except share and per share data)

The Notes are guaranteed by Mr. Liansheng Miao, the chairman and CEO of the Company, and Yingli Power. In addition, Yingli Power pledged certain ADS of the Company as the collateral for the Notes. Upon any conversion of the Notes into shares of the Company, the collateral shares will be released based on a formula as defined in the indenture agreement. In no event is Yingli Power required to put any additional collateral shares.

Management determined that the conversion feature embedded in the Notes is required to be bifurcated and accounted for as a derivative pursuant to FASB ASC Topic 815, *Derivatives and Hedging*. The fair value of the conversion feature for the First Tranche as of January 16, 2009 was US\$11,969 (RMB 81,538) and bifurcated from the Notes of US\$20,000 (RMB 136,766) as a debt discount. The debt discount of US\$11,969 (RMB 81,538) is amortized over the three-year period the Notes are expected to be outstanding as interest expense using the effective interest rate method. The fair value of the conversion feature increased to US\$25,033 (RMB 170,893) as of May 18, 2009, the modification date as described below. The change of US\$13,064 (RMB 89,355) in the fair value of the embedded derivative liability was recognized as a loss from revaluation of embedded derivative in the statements of comprehensive income directly.

On May 18, 2009, the Company entered into a supplemental indenture that established a limit on the number of ordinary shares the Company is obligated to issue, as well as a covenant that prohibits the Company from issuing equity at below market price, subject to certain exceptions. As a result the embedded conversion feature of the Notes discontinued derivative accounting. The fair value of the embedded conversion feature of the First Tranche of the Notes has been classified in shareholders’ equity, with amount of US\$25,033 (RMB 170,893) on the date of modification.

At the issuance date, which is also the commitment date of the Second Tranche of the Notes, given that the market price of the ADS was far above the conversion price, all the proceeds from the Second Tranche on July 2, 2009 was recorded as beneficial conversion feature and thus credited to additional paid-in capital. The resulting debt discount of US\$29,449 (RMB 201,210) is amortized over 2.5 years, representing the period of the senior secured convertible note is expected to be outstanding as additional non-cash interest expense using the straight line method.

On June 10, 2009, US\$8,721 (RMB 59,596) of the First Tranche of the Notes was converted to 2,000,000 ordinary shares. In accordance with FASB ASC Topic 815-10, *Derivatives and Hedging-Overall*, US\$4,520 (RMB 30,890), representing the relevant unamortized debt discount remaining at the date of conversion, was recorded as interest expense for the year ended December 31, 2009.

On August 10, 2010, US\$11,279 (RMB 76,410) of the First Tranche of the Notes and US\$ 1,804 (RMB 12,221) of the Second Tranche of the

Notes were converted to 2,586,630 and 413,714 ordinary shares, respectively. On September 21, 2010, US\$13,083 (RMB 87,652) of the Second Tranche of the Notes was converted to 3,000,344 ordinary shares. US\$7,514 (RMB 50,857), representing the relevant unamortized debt discount remaining at the dates of conversion was recorded as interest expense for the year ended December 31, 2010.

On January 18, 2012, the remaining US\$14,562 (RMB 92,039) of the Second Tranche of the Notes was converted to 3,588,025 ordinary shares. US\$7,464 (RMB 47,178), representing the relevant unamortized debt discount remaining at the dates of conversion was recorded as interest expense for the year ended December 31, 2012. As a result, the senior secured convertible notes have been fully converted accordingly.

(13) Medium-term notes

On October 13, 2010, Tianwei Yingli registered its plan to issue up to RMB 2,400,000 RMB-denominated unsecured five-year medium-term notes (the “Registered Issue”) with the PRC National Association of Financial Market Institutional Investors (“NAFMII”). The Registered Issue allows Tianwei Yingli to issue RMB-denominated unsecured five-year medium-term notes in two tranches on the PRC inter-bank debenture market. The First Tranche Issue with RMB 1,000,000 was completed on October 13, 2010 and will mature on October 13, 2015. Tianwei Yingli has an option to call the notes at the end of the third year from issuance. Upon exercise of the call option, the re-purchase amount equals to the par value of the notes plus any unpaid interest. The First Tranche bears a fixed annual interest rate of 4.3% per annum in the first three years, which will increase to 5.7% per annum in the remaining two years if Tianwei Yingli chooses not to call the notes on October 13, 2013.

Management believes that the Company will not exercise the call option at the end of the third year from issuance and computed the effective interest rate of 4.82% evenly for the entire contract term of 5 years.

F-36

[Table of Contents](#)

YINGLI GREEN ENERGY HOLDING COMPANY LIMITED AND SUBSIDIARIES

Notes to Consolidated Financial Statements
(Amounts in thousands, except share and per share data)

On May 10, 2011, the second tranche of the medium-term notes with a principle amount of RMB 1,400,000, or the Second Tranche Issue, was issued and will mature on May 12, 2016. The Second Tranche Issue bears a fixed annual interest rate of 6.15%.

Yingli China registered its plan to issue up to RMB 1,500,000 RMB-denominated unsecured three-year and five-year medium-term notes (the “Yingli China Registered Issue”) with the NAFMII in March 2012. The Yingli China Registered Issue allows Yingli China to issue RMB-denominated unsecured three-year and five-year medium-term notes in two tranches on the PRC inter-bank debenture market. On May 3, 2012, the first tranche issue with RMB 1,200,000 (US\$ 192,613) at a fixed annual interest rate of 5.78% and the second tranche issue with RMB 300,000 (US\$ 48,153) at a fixed annual interest of 6.01% were issued with maturity on May 3, 2015 and May 3, 2017, respectively.

(14) Long-term payable

In September 2009, Yingli China and two other entities, unrelated to the Company, contributed RMB 100,000, RMB 60,000 and RMB 40,000, to establish Yingli Hainan, with equity interest of 50%, 30% and 20%, respectively. In 2010, Yingli China and these two entities, contributed RMB 150,000, RMB 90,000 and RMB 60,000 to Yingli Hainan, respectively. Through an agreement with the 30% equity owner, Yingli China is committed, within a period of three years, to purchase the 30% equity ownership at RMB 150,000 plus interest expenses at a 3-year bank borrowing rate. Any equity return distributed to the 30% equity owner prior to the purchase will be refunded to Yingli Hainan, which is exclusively for the beneficiary of Yingli China.

Yingli Hainan was determined to be a variable interest entity (“VIE”). Through the agreement, Yingli China absorbs 80% of Yingli Hainan’s expected losses and receives 80% of Yingli Hainan’s expected residual returns and therefore Yingli China has determined that it is the primary beneficiary of Yingli Hainan. The financial statements of Yingli Hainan have been included in the consolidated financial statements of the Company and 20% variable interest not held by the Company is presented as noncontrolling interest. RMB 150,000 cash contribution from the 30% equity owner was accounted for by the Company as a financing arrangement pursuant to *FASB ASC Subtopic 480-10, Distinguishing Liabilities from Equity-Overall*. A liability of RMB 157,654 representing the 30% equity owner’s cash contribution of RMB 150,000 plus accrued unpaid interest was recorded as of December 31, 2010.

In January 2011, Yingli China purchased the 30% equity interest at RMB 150,000 (US\$23,833). As a result, Yingli Hainan ceased to be a VIE and became a majority-owned subsidiary of Yingli China. The unpaid interest of RMB 6,419 (US\$1,030) is included in “other current liabilities and accrued expenses” in the consolidated balance sheet as of December 31, 2011 and 2012.

(15) Share Repurchase Program

On September 30, 2011, the Company announced that a share repurchase program has been authorized by its board of directors. Under the terms of the approved program, Yingli Green Energy may repurchase up to US\$100 million worth of its issued and outstanding American Depositary Shares (“ADSs”) from time to time over the next 12 months in the open market or in negotiated transactions, subject to market conditions and other factors, as well as relevant rules under the Securities Exchange Act of 1934, as amended. As of December 31, 2011, the Company had repurchased 5,567,021 outstanding ADSs from the open market for a total consideration of RMB 123.8 million (US\$19.6 million) under the share repurchase program. In 2012, additional 159,687 outstanding ADSs were repurchased from open market for a total consideration of RMB 3.5 million (US\$0.8 million) under

the share repurchase program. As of December 31, 2012, 5,726,708 of outstanding ADSs were repurchased at a total consideration of RMB 127.3 million (US\$ 20.4 million).

(16) Financial Obligations

In July 2011, the Company sold certain newly purchased equipments (“leased assets”) with carrying amount of RMB 91,959 to a third party (the “purchaser-lessor”) for cash consideration of RMB 90,000 and simultaneously entered into a five-year contract to lease back the leased assets from the purchaser-lessor. Pursuant to the terms of the contract, the Company is required to pay to the purchaser-lessor quarterly lease payment over five years and is entitled to obtain the ownership of these equipments at a nominal price upon the expiration of the lease. The lease is classified as capital lease. In connection with this sale-leaseback transaction, the Company recognized a loss of approximately RMB 1,959, which is being deferred and amortized in the consolidated statement of comprehensive income over the remaining useful lives of the leased assets.

F-37

[Table of Contents](#)

YINGLI GREEN ENERGY HOLDING COMPANY LIMITED AND SUBSIDIARIES

Notes to Consolidated Financial Statements (Amounts in thousands, except share and per share data)

In November 2012, the Company sold certain solar power generation equipment with carrying amount of RMB 102,971 (US\$16,528) to a related party controlled by Yingli Group for cash consideration of RMB 99,000 (US\$15,891) and simultaneously entered into a eighteen-year contract to lease back the assets from the related party. The remaining useful lives of leased equipment were approximately 25 years. Pursuant to the terms of the contract, the Company is required to pay to the related party quarterly lease payments over eighteen years and is entitled to obtain the ownership of these equipment at a nominal price upon the expiration of the lease. The lease is classified as capital lease. In connection with this sale-leaseback transaction, the Company recognized a loss of approximately RMB 3,971 (US\$637), which is being deferred and amortized in the consolidated statement of comprehensive income over the remaining useful lives of the leased assets.

As of December 31, 2011 and 2012, the gross amount of the equipment and related depreciation recorded under capital lease were as follows:

| | Year ended December 31, | | |
|--------------------------------|-------------------------|----------------|---------------|
| | 2011 | 2012 | |
| | RMB | RMB | US\$ |
| Equipment | 95,034 | 196,301 | 31,508 |
| Less: accumulated depreciation | (3,205) | (13,595) | (2,182) |
| Net Value | 91,829 | 182,706 | 29,326 |

As of December 31, 2012, future minimum payments required under non-cancellable sale-leaseback are:

| Year ended December 31, | RMB | US\$ |
|---|---------|--------|
| 2013 | 34,314 | 5,508 |
| 2014 | 34,363 | 5,516 |
| 2015 | 33,937 | 5,447 |
| 2016 | 28,270 | 4,538 |
| 2017 | 11,412 | 1,832 |
| Thereafter | 105,179 | 16,882 |
| Total minimum lease payments | 247,475 | 39,723 |
| Less: Amount representing interest | 79,836 | 12,815 |
| Present value of net minimum lease payments | 167,639 | 26,908 |
| Current portion | 22,485 | 3,609 |
| Non-current portion | 145,154 | 23,299 |

(17) Accrual for Loss on Inventory Purchase Commitments

Until the third quarter of 2008, an industry-wide shortage of high purity polysilicon coupled with growing demand for PV modules caused the increases of polysilicon prices. In order to ensure the adequate supply of polysilicon, the Company entered into several long-term fixed price supply contracts from 2006 to 2011 under which the polysilicon would be delivered from 2009 to 2020. However, from the second quarter of 2011, the polysilicon price has decreased significantly as the result of increased polysilicon manufacturing capacity and the pressure from the decreasing average selling price of PV modules. As a result, the Company recognized a provision of RMB 851,694 on its firm purchase commitments under the long-term fixed price polysilicon contracts as of December 31, 2011. The provision was determined by applying a methodology similar to that used in the lower of cost or market evaluation with respect to inventory. During the years ended December 31, 2011 and 2012, notwithstanding that the firm purchase commitments under the long-term fixed price contracts continued to be in effect, through negotiations with the vendors the Company was able to obtain various pricing concessions from the vendors which resulted in the actual purchase price paid by the Company to be less than the stated contract price. Management believes that the Company will be able to continue to purchase from the polysilicon vendors at lower, renegotiated prices that are in line with the market price. The Company has therefore reclassified the accrual for potential losses on inventory firm purchase commitments of RMB

[Table of Contents](#)

YINGLI GREEN ENERGY HOLDING COMPANY LIMITED AND SUBSIDIARIES

Notes to Consolidated Financial Statements
(Amounts in thousands, except share and per share data)

The accrued amount of RMB 851,694, represents the Company's best estimate for the loss contingency, taking into consideration the expected future negotiated purchase prices to execute the contracts.

(18) Income Taxes

Cayman Islands and British Virgin Islands

Under the current laws of the Cayman Islands and British Virgin Islands, the Company is not subject to tax on income or capital gains. In addition, upon any payment of dividend by Yingli International, no British Virgin Islands withholding tax is imposed.

PRC

The Company's PRC subsidiaries file separate income tax returns. Effective from January 1, 2008, under the new Enterprise Income Tax Law (the "new EIT law"), the Company's PRC subsidiaries are subject to PRC income tax at the statutory rate of 25%, except for the followings.

- Prior to January 1, 2008, Tianwei Yingli was entitled to a 2-year full exemption from income tax followed by a 3-year 50% reduction in the income tax rate ("2+3 tax holiday") starting from its first profit-making year from a PRC income tax perspective. Tianwei Yingli commenced its 2+3 tax holiday in 2007. The new EIT law and its relevant regulations grandfather the 2+3 Holiday. Accordingly, Tianwei Yingli is subject to income tax at 12.5% from 2009 to 2011.

In 2008, Tianwei Yingli was recognized by the Chinese government as a "High and New Technology Enterprise" ("HNTE") under the new EIT law and its relevant regulations.

In 2011, Tianwei Yingli renewed its HNTE qualification, which entitled it to the preferential income tax rate of 15% for 2012 and 2013.

- In 2008, Yingli China was recognized by the Chinese government as a HNTE under the new EIT law and its relevant regulations, which entitled it to the preferential income tax rate of 15% from 2008 to 2010. In 2011, Yingli China renewed its HNTE qualification, which entitled it to the preferential income tax rate of 15% from 2011 to 2013.
- In 2009, Fine Silicon Co., Ltd. ("Fine Silicon") was recognized by the Chinese government as a HNTE under the new EIT law and its relevant regulations, which entitled it to the preferential income tax rate of 15% from 2009 to 2011.

In 2011, Yingli Hainan was recognized by the Chinese government as a HNTE under the new EIT law and its relevant regulations. Being a HNTE located in the Hainan Special Economic Zone, Yingli Hainan is entitled to a 2+3 tax holiday starting from the year in which it first generates operating income. Yingli Hainan elected and was approved to commence its 2+3 tax holiday in 2011. Therefore, Yingli Hainan is entitled to income tax exemption for 2011 and 2012 and subject to the reduced income tax rate of 12.5% from 2013 to 2015.

Subject to reapplication or renewal, Tianwei Yingli, Yingli China and Yingli Hainan's High-Tech Enterprise status will enable them to continue to enjoy the preferential income tax rate. Management believes that these subsidiaries meet all the criteria for the reapplication of High-Tech Enterprise status.

Other countries

The followings are the major tax jurisdictions where the Company's non-PRC subsidiaries are subject to income taxes:

- Yingli Green Energy Europe GmbH ("Yingli Europe") and Yingli Green Energy Greece Sales GmbH ("Yingli Greece"), are located in Germany and subject to a corporation income tax rate of 15% plus a solidarity surcharge of 5.5% on corporation income taxes. In addition, Yingli Europe and Yingli Greece are subject to a trade income tax rate of 17.15% and 12.775%, respectively. The aggregate statutory income tax rate in Yingli Europe and Yingli Greece are 32.975% and 28.6%, respectively.
- Yingli Green Energy Americas, INC ("Yingli U.S."), is located in New York city of the United States of America and is subject to a federal corporation tax rate of 34% and a state corporation tax rate of 6.6%, resulting in an aggregate income tax rate of 38.4%.

YINGLI GREEN ENERGY HOLDING COMPANY LIMITED AND SUBSIDIARIES

Notes to Consolidated Financial Statements
(Amounts in thousands, except share and per share data)

The components of earnings (loss) before income taxes for the years ended December 31, 2010, 2011 and 2012 are as follows:

| | Year ended December 31, | | | |
|--|-------------------------|--------------------|--------------------|------------------|
| | 2010 | 2011 | 2012 | |
| | RMB | RMB | RMB | US\$ |
| Cayman Islands | (341,512) | (255,912) | (197,133) | (31,642) |
| PRC | 2,304,362 | (3,122,969) | (2,935,315) | (471,151) |
| U.S. | (14,006) | 17,024 | (46,550) | (7,472) |
| Other foreign countries | 82,655 | (37,333) | (218,631) | (35,093) |
| Total earnings (loss) before income taxes | 2,031,499 | (3,399,190) | (3,397,629) | (545,358) |

Income tax expense (benefit) in the consolidated statements of comprehensive income consists of the following:

| | Year ended December 31, | | | |
|---|-------------------------|------------------|------------------|-----------------|
| | 2010 | 2011 | 2012 | |
| | RMB | RMB | RMB | US\$ |
| Current tax expense: | | | | |
| PRC | 323,539 | 135,848 | 285 | 46 |
| U.S. | 50 | 7,380 | 4,503 | 723 |
| Other foreign countries | 24,948 | 38,855 | 9,622 | 1,544 |
| Total current income tax expense | 348,537 | 182,083 | 14,410 | 2,313 |
| Deferred income tax benefit: | | | | |
| PRC | (15,071) | (322,506) | (219,143) | (35,175) |
| Other foreign countries | — | 7,010 | (1,009) | (162) |
| Sub-total | (15,071) | (315,496) | (220,152) | (35,337) |
| Total income tax expense (benefit) | 333,466 | (133,413) | (205,742) | (33,024) |

The actual income tax expense (benefit) reported on the consolidated statements of comprehensive income differs from the amounts computed by applying the PRC statutory income tax rate of 25% in 2010, 2011 and 2012 to earnings (loss) before income taxes as a result of the following:

| | Year ended December 31, | | | |
|--|-------------------------|------------------|------------------|-----------------|
| | 2010 | 2011 | 2012 | |
| | RMB | RMB | RMB | US\$ |
| Computed expected tax expense (benefit) | 507,875 | (849,798) | (849,407) | (136,339) |
| PRC tax rate differential, preferential rate | (98,715) | 22,119 | 215,678 | 34,619 |
| Tax rate differential for non-PRC entities | 107,259 | 95,814 | 109,157 | 17,521 |
| Tax rate change | — | (4,124) | 124,965 | 20,058 |
| Tax holiday | (127,864) | (61,357) | — | — |
| Research and development tax credit | (78,525) | (56,391) | (37,839) | (6,074) |
| Non-deductible expenses: | | | | |
| Impairment of goodwill | — | 68,346 | — | — |
| Staff welfare in excess of allowable limits | 1,099 | 2,672 | 7,386 | 1,186 |
| Share based compensation | 18,688 | 18,483 | 8,876 | 1,425 |
| Entertainment expenses | 1,502 | 1,335 | 2,092 | 336 |
| Change in valuation allowance | — | 627,295 | 194,715 | 31,253 |
| German dividend withholding tax | — | 10,400 | 9,529 | 1,530 |
| Others | 2,147 | (8,207) | 9,106 | 1,461 |
| Actual income tax expense (benefit) | 333,466 | (133,413) | (205,742) | (33,024) |

YINGLI GREEN ENERGY HOLDING COMPANY LIMITED AND SUBSIDIARIES

Notes to Consolidated Financial Statements
(Amounts in thousands, except share and per share data)

Without the tax holiday the Company's net income (loss) attributable to Yingli Green Energy would have decreased (increased) by RMB 94,632 and RMB (52,951) for the years ended December 31, 2010 and 2011, respectively. The Company did not enjoy any tax holiday for the year ended December 31, 2012. Basic and diluted earnings (loss) per share for such years would have decreased (increased) as follows:

| | Year ended December 31, | | | |
|-----------------------------------|-------------------------|--------|------|------|
| | 2010 | 2011 | 2012 | |
| | RMB | RMB | RMB | US\$ |
| Basic earnings (loss) per share | 0.62 | (0.34) | — | — |
| Diluted earnings (loss) per share | 0.59 | (0.34) | — | — |

The income tax recoverable was RMB 145,029 and RMB 151,373 (US\$ 24,297) as of December 31, 2011 and 2012, which were included in prepaid expenses and other current assets in the consolidated balance sheets, respectively.

The principal components of the deferred income tax assets and deferred income tax liabilities are as follows:

| | Year ended December 31, | | |
|--|-------------------------|------------------|----------------|
| | 2011 | 2012 | |
| | RMB | RMB | US\$ |
| Gross deferred income tax assets: | | | |
| Accounts receivable and prepayments to suppliers | 69,818 | 61,853 | 9,928 |
| Inventories | 25,761 | 23,727 | 3,808 |
| Employee benefits | 2,964 | 6,969 | 1,119 |
| Accrued warranty | 100,950 | 85,277 | 13,688 |
| Property, plant and equipment | 623,573 | 588,342 | 94,435 |
| Change in fair value of derivative instruments | 5,861 | 1,535 | 246 |
| Net operating loss carryforwards | 102,775 | 620,210 | 99,551 |
| Investment loss | 5,296 | 3,139 | 504 |
| Provision for inventory purchase commitment | 177,373 | 111,272 | 17,860 |
| Total gross deferred income tax assets | 1,114,371 | 1,502,324 | 241,140 |
| Valuation allowance | (627,295) | (822,010) | (131,943) |
| Net deferred income tax assets | 487,076 | 680,314 | 109,197 |
| Gross deferred income tax liabilities: | | | |
| Property, plant and equipment | (37,698) | (23,751) | (3,812) |
| Intangible assets | (21,312) | (9,354) | (1,501) |
| Withholding income tax | (7,010) | (6,001) | (963) |
| Total gross deferred income tax liabilities | (66,020) | (39,106) | (6,276) |
| Net deferred tax assets | 421,056 | 641,208 | 102,921 |

F-41

[Table of Contents](#)

YINGLI GREEN ENERGY HOLDING COMPANY LIMITED AND SUBSIDIARIES

Notes to Consolidated Financial Statements
(Amounts in thousands, except share and per share data)

| | Year ended December 31, | | |
|---|-------------------------|----------------|----------------|
| | 2011 | 2012 | |
| | RMB | RMB | US\$ |
| Current deferred income tax assets, included in prepaid expenses and other current assets | 168,256 | 114,002 | 18,298 |
| Non-current deferred income tax assets, included in other assets | 293,794 | 548,085 | 87,974 |
| Current deferred income tax liabilities, included in other current liabilities and accrued expenses | (7,010) | (6,001) | (963) |
| Non-current deferred income tax liabilities, included in other liabilities | (33,984) | (14,878) | (2,388) |
| Net deferred income tax assets | 421,056 | 641,208 | 102,921 |

Tax loss carryforwards of the Company's PRC subsidiaries amounted to RMB 3,412,136 (US\$ 547,686) as of December 31, 2012, of which RMB 8,020, RMB 25,464, RMB 55,486, RMB 481,892 and RMB 2,841,274 will expire if unused by December 31, 2013, 2014, 2015, 2016 and 2017, respectively.

For the years ended December 31, 2010, 2011 and 2012, valuation allowances recognized were nil, RMB 627,295 and RMB 194,715 (US\$31,253). Given the continuing decline in the spot market price of polysilicon, management does not expect Fine Silicon, Tianjin Yingli, Hengshui Yingli, Yingli Europe or Yingli US to be able to generate sufficient income in the foreseeable future to utilize its deferred income tax assets. Accordingly, as of December 31, 2012, a full valuation allowance was provided for its deferred income tax assets of RMB 822,210 (US\$ 131,943).

Based upon the level of historical taxable income and projections for future taxable income over the periods in which the deferred income tax assets are deductible, management believes it is more likely than not that the Company will realize the benefits of the remaining deductible temporary differences recognized as of December 31, 2011 and 2012. The amount of the deferred income tax assets considered realizable, however, could be reduced in the near term if estimates of future taxable income during the carryforward period are reduced.

The new EIT law and its relevant regulations impose a withholding income tax at 10%, unless reduced by a tax treaty, for dividends distributed by a PRC-resident enterprise to its immediate holding company outside the PRC for earnings accumulated beginning on January 1, 2008 and undistributed earnings generated prior to January 1, 2008 are exempt from such withholding tax. As of December 31, 2012, the Company has not recognized a deferred income tax liability of RMB 158,792 (US\$25,488) for the undistributed earnings of RMB 1,587,922 (US\$254,879) generated by the PRC subsidiaries as of December 31, 2012 as the Company plans to indefinitely reinvest these earnings in the PRC.

The German tax law and its relevant regulations impose a withholding income tax at 26.375% for dividends distributed by a Germany-resident enterprise to its immediate holding company outside Germany.

For each of the years ended December 31, 2010, 2011 and 2012, the Company did not have any unrecognized tax benefits and thus no interest and penalties related to unrecognized tax benefits were recorded. In addition, the Company does not expect that the amount of unrecognized tax benefits will change significantly within the next 12 months. According to the PRC Tax Administration and Collection Law, the statute of limitations is three years if the underpayment of taxes is due to computational errors made by the taxpayer or the withholding agent. The statute of limitations is extended to five years under special circumstances where the underpayment of taxes is more than RMB 100 (US\$16). In the case of transfer pricing issues, the statute of limitation is ten years. There is no statute of limitation in the case of tax evasion. The tax returns of the Company's PRC subsidiaries for the tax years 2007 to 2012 are open to examination by the relevant tax authorities.

F-42

[Table of Contents](#)

YINGLI GREEN ENERGY HOLDING COMPANY LIMITED AND SUBSIDIARIES

Notes to Consolidated Financial Statements
(Amounts in thousands, except share and per share data)

(19) Share-Based Compensation

On December 28, 2006, the Company adopted the 2006 Stock Incentive Plan (the "Plan"). The Plan provides for both the granting of stock options and other stock-based awards such as restricted shares to key employees, directors and consultants of the Company. The Plan was subsequently amended by the Company's board of directors and shareholders to increase the number of ordinary shares that the Company is authorized to issue. The amendment did not change any other provisions of 2006 Stock Incentive Plan. As of December 31, 2012, the Company is authorized to issue under the 2006 Stock Incentive Plan 12,745,438 shares. Among these shares, up to 2,715,243 shares may be issued for the purposes of granting awards of unvested shares and up to 10,030,195 shares may be issued for the purpose of granting stock option.

Restricted shares

On January 19, 2007, the Company's board of directors granted 2,576,060 unvested shares for the benefit of 68 participants, consisting of 1,576,300 unvested shares granted to eight directors and officers of Yingli Green Energy and Tianwei Yingli and 999,760 unvested shares granted to 60 other employees of the Company. The unvested shares have been placed in a trust, which is controlled and managed by the Company. The shares vest with continued employment and ratably in 20% increments over a five-year period, beginning on January 19, 2008, the first anniversary following the award grant date. The unvested shares fully vest upon termination of service resulting from death or disability of the participant that is due to work-related reasons or upon a change of control in the Company. For a period of six months after any shares are vested, the Company has the option to purchase all or part of the vested shares at the then fair market value. Any vested shares that are not repurchased by the Company during the six-month period would be distributed to the participant. Share-based compensation expense with respect to the unvested shares was measured based on the estimated fair value of the Company's ordinary shares at the date of grant of US\$4.96 and is recognized on a straight-line basis over the five-year period.

In April 2007, the Board of Directors of the Company approved the granting of 30,000 and 15,000 non-vested shares to one executive and one third-party consultant, respectively. Share-based compensation expense with respect to the unvested shares granted to the employee was measured based on the estimated stock issuance price of the Company's IPO of US\$11 at the date of grant and is recognized on a straight-line basis over the five-year period. The Company granted unvested shares to the consultant in exchange for certain services to be provided. The Company accounts for equity instrument issued to non-employee vendors in accordance with the provisions of FASB ASC Topic 505-50, *Equity-based Payments to Non-employees* ("ASC Topic 505-50") under the fair value method. The measurement date of the fair value of the equity instrument issued is the date on which the consultant's performance is completed. Prior to the measurement date, the equity instruments are measured at their then-current fair values at each of the reporting dates. Share-based expense recognized over the service period is adjusted to reflect changes in the fair value of the Company's ordinary shares between the reporting periods up to the measurement date.

A summary of the non-vested restricted share activity for the years ended December 31, 2010, 2011 and 2012 is as follows:

| Number of Non-vested Shares | Grant date Weighted Average Fair Value |
|-----------------------------|--|
|-----------------------------|--|

| | | | |
|--|------------------|-------------|-------------|
| Outstanding as of December 31, 2009 | 1,559,292 | US\$ | 5.10 |
| Vested | (527,764) | US\$ | 4.97 |
| Outstanding as of December 31, 2010 | 1,031,528 | US\$ | 5.00 |
| Granted | 20,000 | US\$ | 5.95 |
| Vested | (525,764) | US\$ | 5.02 |
| Forfeited | (2,448) | US\$ | 4.96 |
| Outstanding as of December 31, 2011 | 523,316 | US\$ | 5.02 |
| Vested | (523,316) | US\$ | 5.02 |
| Outstanding as of December 31, 2012 | — | | — |

The total fair value of the non-vested shares vested for the years ended December 31, 2010, 2011 and 2012 is US\$2,623, US\$2,639 and US\$2,627, respectively.

The amount of compensation cost recognized for non-vested shares for the years ended December 31, 2010, 2011 and 2012 is as follows:

F-43

[Table of Contents](#)

YINGLI GREEN ENERGY HOLDING COMPANY LIMITED AND SUBSIDIARIES

Notes to Consolidated Financial Statements
(Amounts in thousands, except share and per share data)

| | Year ended December 31, | | | |
|---|-------------------------|---------------|------------|------------|
| | 2010 | 2011 | 2012 | |
| | RMB | RMB | RMB | US\$ |
| Cost of revenues | 1,103 | 1,047 | 50 | 8 |
| Selling expenses | 717 | 612 | 29 | 5 |
| General and administrative expenses | 15,206 | 14,606 | 787 | 126 |
| Research and development expenses | 225 | 192 | 9 | 1 |
| Total compensation cost recognized for restricted shares | 17,251 | 16,457 | 875 | 140 |

Stock options

A summary of stock options activity for the years ended December 31, 2010, 2011 and 2012 is as follows:

| | Number of Stock options | Weighted Average exercise price | Weighted Average remaining contractual term | Aggregate intrinsic Value |
|---|-------------------------|---------------------------------|---|---------------------------|
| Outstanding as of December 31, 2009 | 4,559,239 | US\$ 10.23 | | |
| Granted | 426,500 | US\$ 11.63 | | |
| Exercised | (139,200) | US\$ 4.28 | | US\$ (780) |
| Forfeited | (33,652) | US\$ 3.18 | | |
| Outstanding as of December 31, 2010 | 4,812,887 | US\$ 10.58 | | |
| Granted | 4,030,306 | US\$ 5.19 | | |
| Exercised | (25,250) | US\$ 3.66 | | US\$ (4) |
| Forfeited or cancelled | (2,993,837) | US\$ 14.95 | | |
| Outstanding as of December 31, 2011 | 5,824,106 | US\$ 4.63 | | |
| Granted | — | — | | |
| Exercised | — | — | | |
| Forfeited or cancelled | (474,164) | US\$ 5.46 | | |
| Outstanding as of December 31, 2012 | 5,349,942 | US\$ 4.55 | 6.21 years | US\$ 485 |
| Vested and expected to vest as of December 31, 2012 | 5,349,942 | US\$ 4.55 | 6.21 years | US\$ 485 |
| Exercisable as of December 31, 2012 | 3,043,402 | US\$ 3.72 | 6.16 years | US\$ 216 |

F-44

[Table of Contents](#)

YINGLI GREEN ENERGY HOLDING COMPANY LIMITED AND SUBSIDIARIES

Notes to Consolidated Financial Statements

(Amounts in thousands, except share and per share data)

The weighted average option fair value of US\$7.70 per share or an aggregate of US\$3,284 on the date of grant during the year ended December 31, 2010, and the weighted average option fair value of US\$2.47 per share or an aggregate of US\$9,938 on the date of grant during the year ended December 31, 2011 were determined based on the Black-Scholes option pricing model, using the following weighted average assumptions. There was no option granted during the year ended December 31, 2012.

| | Year ended December 31, | | |
|--|-------------------------|------------|------|
| | 2010 | 2011 | 2012 |
| Expected volatility | 73% | 94% | — |
| Expected dividends yield | 0% | 0% | — |
| Expected term | 6.20 years | 6.07 years | — |
| Risk-free interest rate (per annum) | 2.10% | 1.74% | — |
| Estimated fair value of underlying ordinary shares (per share) | US\$7.70 | US\$6.72 | — |

Prior to 2011, the Company does not have a sufficient historical transaction data to calculate the volatility following its IPO. The expected volatility was based on historical volatilities of comparable publicly traded companies engaged in similar industry. Starting in 2011, the Company's calculation of expected volatility was based on the historical volatility of the Company's stock price. Other computational methodologies and assumptions remained unchanged.

The total fair value of the stock options vested for the years ended December 31, 2010, 2011 and 2012 is US\$7,834, US\$2,586 and US\$3,017, respectively.

In November 2011, the Company reduced the exercise price and extended the vesting periods of 2,811,306 share options held by employees and management. The total incremental fair value related to the modification amounted to US\$1,749, which was calculated based on the excess of the fair value of the modified share options over the fair value of the original share options at the date of the modification. The Company has separately accounted for the incremental fair value and recognizes the incremental fair value as share-based compensation expense over the period from the modification date to the date when the modified share option vest, with the unamortized compensation cost from original award recognized over the remainder of the original vesting period. The modified share options were included in the number of share options forfeited or cancelled and number of share options granted for the year ended December 31, 2011.

The Company accounts for stock options in accordance with ASC Topic 718, by recognizing compensation cost based on the grant-date fair value over the period during which an employee is required to provide service in exchange for the award. No income tax benefit was recognized in the statements of comprehensive income for these share options as such compensation expenses are not deductible for PRC tax purposes. The amount of compensation cost recognized for stock options for the years ended December 31, 2010, 2011 and 2012 is as follows:

| | Year ended December 31, | | | |
|---|-------------------------|---------------|---------------|--------------|
| | 2010 | 2011 | 2012 | |
| | RMB | RMB | RMB | US\$ |
| Cost of revenues | 3,236 | 5,128 | 5,417 | 869 |
| Selling expenses | 9,672 | 9,212 | 4,551 | 730 |
| General and administrative expenses | 42,152 | 39,104 | 20,179 | 3,239 |
| Research and development expenses | 2,442 | 3,957 | 4,481 | 720 |
| Total compensation cost recognized for stock options | 57,502 | 57,401 | 34,628 | 5,558 |

As of December 31, 2012, US\$4,762 of unrecognized compensation expense related to stock options is expected to be recognized over a weighted average period of approximately 1.36 years.

F-45

[Table of Contents](#)

YINGLI GREEN ENERGY HOLDING COMPANY LIMITED AND SUBSIDIARIES

Notes to Consolidated Financial Statements
(Amounts in thousands, except share and per share data)

(20) Earnings per share

Basic and diluted earnings per share

Basic earnings per share and diluted earnings per share have been calculated in accordance with ASC Topic 260, *Earnings per Share*, for years ended December 31, 2010, 2011 and 2012 as follows:

| Year ended December 31, | | | |
|-------------------------|------|------|------|
| 2010 | 2011 | 2012 | |
| RMB | RMB | RMB | US\$ |

| | | | | |
|---|-------------|-------------|-------------|-------------|
| Numerator: | | | | |
| Numerator for basic and diluted earnings (loss) per share | 1,386,776 | (3,208,911) | (3,064,412) | (491,873) |
| Denominator: | | | | |
| Denominator for basic earnings per share | | | | |
| - Weighted-average ordinary shares outstanding | 151,542,518 | 156,805,040 | 156,425,307 | 156,425,307 |
| Stock options | 1,770,501 | — | — | — |
| Restricted shares | 829,171 | — | — | — |
| ADM warrants | 2,416,007 | — | — | — |
| Denominator for diluted earnings (loss) per share | 156,558,197 | 156,805,040 | 156,425,307 | 156,425,307 |
| Basic earnings (loss) per share | 9.15 | (20.46) | (19.59) | (3.14) |
| Diluted earnings (loss) per share | 8.86 | (20.46) | (19.59) | (3.14) |

The following table summarizes potential common shares outstanding excluded from the calculation of diluted earnings (loss) per share for the years ended December 31, 2010, 2011 and 2012, because their effect is anti-dilutive:

| | Year ended December 31, | | |
|--|-------------------------|-----------|-----------|
| | 2010 | 2011 | 2012 |
| Shares issuable pursuant to convertible senior notes | 27,650 | 27,650 | 26,441 |
| Shares issuable pursuant to senior secured convertible notes | 3,339,525 | 3,339,525 | 176,460 |
| Shares issuable under stock options and restricted shares | 4,812,887 | 5,824,106 | 5,349,942 |
| Shares issuable upon exercise of ADM warrants | — | 1,540,773 | — |

Baoding Tianwei Baobian Electric Co., Ltd. (“Tianwei Baobian”), a related party, holds 25.99% equity interest in Tianwei Yingli. Under a Sino-foreign equity joint venture company contract with Tianwei Baobian, the Company granted to Tianwei Baobian a right to subscribe for newly issued ordinary shares of the Company in exchange for all but not part of Tianwei Baobian’s equity interest in Tianwei Yingli. Tianwei Baobian may exercise this subscription right after certain conditions are satisfied following the completion of the Company’s IPO. Tianwei Baobian’s subscription rights to subscribe for newly issued ordinary shares of the Company in exchange for all but not part of Tianwei Baobian’s equity interest in Tianwei Yingli did not have an effect on earnings per share as these rights are contingent upon Tianwei Baobian obtaining all necessary approvals from relevant PRC government authorities for acquiring our ordinary shares in the future.

F-46

[Table of Contents](#)

YINGLI GREEN ENERGY HOLDING COMPANY LIMITED AND SUBSIDIARIES

Notes to Consolidated Financial Statements
(Amounts in thousands, except share and per share data)

(21) Related-Party Transactions

For the years presented, in addition to the transactions described in note (8), note (9) and note (16), the principal related party transactions and amounts due from and due to related parties are summarized as follows:

| | Year ended December 31, | | | |
|---|-------------------------|------------------|-----------------|---------|
| | 2010 | 2011 | 2012 | |
| | RMB | RMB | RMB | US\$ |
| Sales of products to related parties (note (a)) | 293,101 | 343,226 | 452,268 | 72,594 |
| Purchase of raw materials and services from related parties (note (b)) | 1,435,562 | 1,322,363 | 1,144,343 | 183,680 |
| | | | | |
| | December 31, | | | |
| | 2011 | 2012 | | |
| | RMB | RMB | US\$ | |
| Accounts receivable from related parties (note (a)) | 281,509 | 284,515 | 45,668 | |
| Prepayments for materials to related party suppliers (note (b)) | 157,226 | 183,269 | 29,417 | |
| Other amounts due from related parties (note (c)) | 116,807 | 226,794 | 36,402 | |
| Total due from related parties | 555,542 | 694,578 | 111,487 | |
| | | | | |
| Prepayments for construction of property, plant and equipment to related party suppliers (note (d)) | 70,744 | 21,249 | 3,411 | |
| Total other due from related parties | 70,744 | 21,249 | 3,411 | |
| | | | | |
| Amounts due to related parties (note (b)) | (242,575) | (353,558) | (56,750) | |
| Total due to related parties | (242,575) | (353,558) | (56,750) | |

Notes:

- (a) The Company sold PV modules of RMB 14,020, RMB 9,439 and RMB 10,454 (US\$1,678) to its affiliate, Tibetan Yingli, for the years ended December 31, 2010, 2011 and 2012. The Company sold products of RMB 105,598, RMB 96,386 and RMB 128,621 (US\$20,645) to the subsidiaries of Yingli Group for the years ended December 31, 2010, 2011 and 2012, respectively. These subsidiaries of Yingli Group are controlled by Mr. Liansheng Miao, the Company's chairman and CEO. The Company sold PV modules of RMB 173,483, RMB 5,844 and RMB 198,805 (US\$31,910) to an entity whose equity shareholder is a noncontrolling interest holder of the Company's foreign subsidiary for the years ended December 31, 2010, 2011 and 2012, respectively. The Company sold PV modules of RMB 231,557 and RMB 114,388 (US\$18,361) to an affiliate which the Company holds 20% of its equity interest for the years ended December 31, 2011 and 2012.
- (b) The Company purchased raw materials of RMB 703,625, RMB 1,090,362 and RMB 854,822 (US\$137,209) from the subsidiaries and an affiliate of Yingli Group for the years ended December 31, 2010, 2011 and 2012, respectively. The company purchased services of RMB 29,564, RMB 62,798 and RMB 288,793 (US\$46,354) from the subsidiaries of Yingli Group and the Company's affiliate for the years ended December 31, 2010, 2011 and 2012, respectively. The Company imported the polysilicon of RMB 663,012, RMB 169,203 and RMB 728 (US\$117) from an entity whose equity shareholder is a noncontrolling interest holder of the Company's foreign subsidiary for the years ended December 31, 2010, 2011 and 2012, respectively.
- (c) Other amounts due from related parties mainly represent the entrusted loan and advances to Yingli Group and its subsidiaries. In 2011, Tianwei Yingli made a one-year entrusted loan of RMB 100,000 at an interest rate of 7.22% per annum to a subsidiary of Yingli Group. The entrusted loan was extended for another one year before due in 2012. In 2012, Yingli Hainan made a one-year entrusted loan of RMB 50,000 (US\$8,026) at an interest rate of 5.40% per annum to a subsidiary of Yingli Group. In 2012, Fine Silicon entered into a sales-lease back transaction with a subsidiary of Yingli Group and paid RMB 10,000 (US\$1,605) deposits for guarantee of the lease (see note 16). In 2012, Lixian Yingli entered into a financial lease with a subsidiary of Yingli Group, and paid RMB 4,490 (US\$721) deposits for guarantee of the transaction. As of December 31, 2012, the lease has not yet started. These deposits will be returned when the transactions were completed. In 2012, the Company paid custom duty in RMB 32,245 (US\$5,176) on behalf of Shuntong Wuliu. As of December 31, 2012, the outstanding balance due from Shuntong Wuliu amounted to RMB 30,480 (US\$4,893).

F-47

[Table of Contents](#)

YINGLI GREEN ENERGY HOLDING COMPANY LIMITED AND SUBSIDIARIES

Notes to Consolidated Financial Statements
(Amounts in thousands, except share and per share data)

- (d) The balance as of December 31, 2011 and 2012 mainly represents the prepayments to subsidiaries of Yingli Group for the construction of plants, which is included in property, plant and equipment in the consolidated balance sheets.

(22) Commitments and Contingencies

As of December 31, 2012, commitments outstanding for the purchase of property, plant and equipment approximated RMB 1,897,462 (US\$304,564).

In order to secure adequate and timely supply of polysilicon, the Company entered into a number of multi-year supply agreements from 2006 through 2011.

A portion of the Company's multi-year supply agreements are structured as "take or pay" arrangements which allow the supplier to invoice the Company for the full purchase price of polysilicon the Company is obliged to purchase each year at predetermined prices, whether or not the Company actually ordered the required volume, purchase obligations under "take or pay" arrangements are as follows:

| Year ending December 31, | RMB | US\$ |
|--------------------------|-------------------|------------------|
| 2013 | 2,167,035 | 347,833 |
| 2014 | 2,388,923 | 383,449 |
| 2015 | 2,640,972 | 423,905 |
| 2016 | 2,550,609 | 409,401 |
| 2017 | 2,519,181 | 404,356 |
| Thereafter | 4,933,664 | 791,908 |
| Total | 17,200,384 | 2,760,852 |

Besides the "take or pay" arrangements, future minimum obligations under other polysilicon supply agreements amounted to RMB 9,641,287 (US\$1,547,533) as of December 31, 2012.

In October 2012, the Company received notice of an antitrust and unfair competition lawsuit filed by Solyndra, LLC (a U.S.-based solar company) against the Company and two other China-based photovoltaic panel manufacturers in the U.S. District Court of the Northern District of California. The Company filed its joint motion to dismiss all of Solyndra's claims with the co-defendants in early March 2013. While it is premature at this stage of the litigation to evaluate the final outcome, the Company believes that Solyndra's claims lack merits. The Company intends to defend vigorously against those allegations. In accordance with ASC Topic 450, no accrual of loss contingency was accrued as of December 31, 2012 since it is not probable that a liability has been incurred and the amount of loss cannot be reasonably estimated.

(23) Goodwill and Other Intangible Assets

(a) Goodwill

The following table sets forth the changes in goodwill for the years ended December 31, 2010, 2011 and 2012:

| | RMB |
|----------------------------------|-----------|
| Balances as of December 31, 2010 | 273,666 |
| Impairment | (273,382) |
| Disposal of a subsidiary | (284) |
| Balances as of December 31, 2011 | — |
| Balances as of December 31, 2012 | — |

F-48

[Table of Contents](#)

YINGLI GREEN ENERGY HOLDING COMPANY LIMITED AND SUBSIDIARIES

Notes to Consolidated Financial Statements
(Amounts in thousands, except share and per share data)

Based upon indicators of impairment in 2011, which included a significant decrease in market capitalization and a decline in recent operating results, the Company performed an impairment test as of December 31, 2011. The Company represents the single reporting unit as at December 31, 2011 for goodwill impairment test. The first step test resulted in the determination that the fair value of the Company was less than the carrying value of its net assets, including goodwill. The fair value of the Company is determined based on quoted market prices and a control premium. As a result of the second step test, the Company estimated the implied fair value of the goodwill compared to carrying amounts and recorded an impairment charge of RMB 273,382 to fully impair the goodwill as of December 31, 2011.

(b) Intangible assets

As of December 31, 2011 and 2012, the Company's intangible assets consisted of the followings:

| December 31, 2011 | | | | | | |
|--------------------------------|--------------------------------------|-----------------------|--------------------------|------------------|------------------|---------------|
| | Weighted average amortization period | Gross carrying amount | Accumulated amortization | Impairment | Intangibles, net | |
| | Years | RMB | RMB | RMB | RMB | US\$ |
| Trademark | Indefinite | 57,672 | — | — | 57,672 | 9,163 |
| Technical know-how | 5.7 | 209,084 | (171,327) | — | 37,757 | 5,999 |
| Customer relationship | 5.8 | 66,671 | (51,714) | — | 14,957 | 2,377 |
| Order backlog | 1.3 | 23,274 | (23,274) | — | — | — |
| Short-term supplier agreements | 0.5 | 4,303 | (4,303) | — | — | — |
| Long-term supplier agreements | 9.0 | 137,820 | (6,643) | (131,177) | — | — |
| Total | | 498,824 | (257,261) | (131,177) | 110,386 | 17,539 |

| December 31, 2012 | | | | | | |
|--------------------------------|--------------------------------------|-----------------------|--------------------------|------------------|------------------|---------------|
| | Weighted average amortization period | Gross carrying amount | Accumulated amortization | Impairment | Intangibles, net | |
| | Years | RMB | RMB | RMB | RMB | US\$ |
| Trademark | Indefinite | 57,672 | — | — | 57,672 | 9,257 |
| Technical know-how | 5.7 | 209,084 | (207,534) | — | 1,550 | 249 |
| Customer relationship | 5.8 | 66,671 | (63,081) | — | 3,590 | 576 |
| Order backlog | 1.3 | 23,274 | (23,274) | — | — | — |
| Short-term supplier agreements | 0.5 | 4,303 | (4,303) | — | — | — |
| Long-term supplier agreements | 9 | 137,820 | (6,643) | (131,177) | — | — |
| Total | | 498,824 | (304,835) | (131,177) | 62,812 | 10,082 |

Technical know-how represents self-developed technologies, which were feasible at the acquisition date and technologies contributed by a noncontrolling interest holder of a subsidiary of the Company. These technologies included the design and configuration of the Company's PV manufacturing line, manufacturing technologies and process for high efficiency silicon solar cells and provision of innovations for continuous improvement of cell efficiencies and manufacturing cost reduction. Management estimated that the economic useful life of technical know-how by taking into consideration of the remaining life cycle of the current manufacturing technologies.

Management estimated the useful life of the customer relationships based primarily on the historical experience of the Company's customer attrition rate and estimated sales to these customers in future years. The straight-line method of amortization has been adopted as the pattern in which the economic benefit of the customer relationship are used, cannot be reliably determined.

The estimated fair values of short-term and long-term supply agreements were determined based on the present values of the after-tax cost savings of the Company's short-term and long-term supply agreements. The after-tax cost savings of the Company's short-term and long-term supply agreements were based on the difference of price of polysilicon between the

F-49

[Table of Contents](#)

YINGLI GREEN ENERGY HOLDING COMPANY LIMITED AND SUBSIDIARIES

Notes to Consolidated Financial Statements (Amounts in thousands, except share and per share data)

agreed purchase price per the supply contracts and the forecasted spot market price at time of the forecasted inventory acquisition. The after-tax costs savings also considered the interest impact of making the pre-payments in accordance with the supply agreements payment terms. Management estimated the useful life of the short-term and long-term supply agreements based upon the contractual delivery periods specified in each agreement. The long-term supply agreements relate to four long-term polysilicon supply agreements with delivery period commencing in 2009.

The aggregated amortization expense for intangible assets for the years ended December 31, 2010, 2011 and 2012 is as follows:

| | Year ended December 31, 2012 | | | |
|-------------------------------------|------------------------------|---------------|---------------|--------------|
| | 2010 | 2011 | 2012 | |
| | RMB | RMB | RMB | US\$ |
| Selling expenses | | | | |
| Customer relationship | 11,585 | 11,585 | 11,367 | 1,825 |
| General and administrative expenses | | | | |
| Technical know-how | 37,229 | 38,523 | 36,207 | 5,811 |
| Total amortization expense | 48,814 | 50,108 | 47,574 | 7,636 |

As of December 31, 2012, the estimated amortization expense for the next five years is as follows:

| | December 31, 2012 RMB |
|------|-----------------------------|
| 2013 | 3,953 |
| 2014 | 250 |
| 2015 | 250 |
| 2016 | 250 |
| 2017 | 250 |

(24) Acquisition

On April 8, 2011, the Company injected RMB 80 million into Baoding Zhongtai New Energy Resources Co., Ltd. ("Baoding Zhongtai"), a private PRC manufacturer of solar products, and acquired 80% of the ownership in Baoding Zhongtai. Baoding Zhongtai was established in June 2010 and started business operations in December 2010 by providing processing services to the Company. The Company intends to further expand its production capacity through this acquisition.

The deemed cash consideration for this acquisition was RMB 16 million, which is calculated based on the 20% noncontrolling interest in the RMB 80 million cash injection. Acquisition related costs, which were not material, have been expensed and included in the general and administrative expenses.

The following table summarizes the acquisition-date fair value of the identifiable assets acquired, the liabilities assumed and the noncontrolling interest (excluding the effect of the RMB 80 million cash capital injection) in connection with the business combination:

| | April 8, 2011 RMB |
|--------------------------------------|----------------------|
| Total assets | 184,382 |
| Total liabilities | (99,129) |
| Net assets acquired | 85,253 |
| Less: noncontrolling interest | 17,051 |
| Deemed cash consideration | 16,000 |
| Gain on bargain purchase | 52,202 |

[Table of Contents](#)**YINGLI GREEN ENERGY HOLDING COMPANY LIMITED AND SUBSIDIARIES**

Notes to Consolidated Financial Statements
(Amounts in thousands, except share and per share data)

These assets and liabilities were recorded at the acquisition-date fair value. The Company recognized a gain on bargain purchase of RMB 52,202 upon the completion of the acquisition.

The results of Baoding Zhongtai's operations are included in the consolidated financial statements for the year ended December 31, 2011 from the date of acquisition on April 8, 2011.

(25) Geographic Revenue Information

The following summarizes the Company's revenue from the following geographic areas (based on the location of the customer):

| | Year ended December 31, | | | |
|--|-------------------------|-------------------|-------------------|------------------|
| | 2010 | 2011 | 2012 | |
| | RMB | RMB | RMB | US\$ |
| Europe: | | | | |
| - Germany | 7,078,239 | 6,595,109 | 4,765,312 | 764,885 |
| - Spain | 704,355 | 511,757 | 381,910 | 61,301 |
| - France | 236,522 | 352,107 | 75,898 | 12,183 |
| - Italy | 853,788 | 700,646 | 389,218 | 62,474 |
| - Belgium | — | 70,236 | 56,653 | 9,093 |
| - Holland | 471,889 | 222,413 | 502,843 | 80,712 |
| - Czech | 286,901 | 9,899 | 9,529 | 1,529 |
| - Greece | 453,050 | 210,487 | 477,138 | 76,586 |
| - England | 174,875 | 227,122 | 117,381 | 18,841 |
| - Others | 46,846 | 169,516 | 89,960 | 14,438 |
| Subtotal- Europe | 10,306,465 | 9,069,292 | 6,865,842 | 1,102,042 |
| PRC (excluding HK SAR, Macau and Taiwan) | 745,917 | 3,261,886 | 2,653,341 | 425,891 |
| HK SAR | 16,500 | — | 7,674 | 1,232 |
| United States of America | 1,216,962 | 2,137,219 | 1,600,695 | 256,929 |
| Japan | 22,854 | 51,236 | 81,911 | 13,148 |
| South Korea | 154,769 | 13,036 | 16,775 | 2,693 |
| Other countries | 36,520 | 145,296 | 165,690 | 26,595 |
| Total net revenues | 12,499,987 | 14,677,965 | 11,391,928 | 1,828,530 |

CHINA DEVELOPMENT BANK
FOREIGN EXCHANGE LOAN CONTRACT

Type of loan: Short-term Foreign Exchange Working Capital Loan (Revolving)

Project Name: One-year Working Capital Loan for Yingli Green Energy International Trading Co., Ltd

Borrower: Yingli Green Energy International Trading Co., Ltd

Lender: China Development Bank Co., Ltd

Date of signing:

Table of Contents

| | |
|---|----|
| Article I Definitions | 5 |
| Article II Loan limit | 7 |
| Article III Usage mode for loan limit | 7 |
| Article IV Intended use of loan | 8 |
| Article V Valid period for withdrawal | 8 |
| Article VI Term of loan | 8 |
| Article VII Loan interest rate and interest | 9 |
| Article VIII Overdue interest | 9 |
| Article IX Interest for misappropriation of loan | 10 |
| Article X Preconditions for withdrawal | 10 |
| Article XI Procedure for withdrawal | 12 |
| Article XII Fund payment | 12 |
| Article XIII Interest payment and principal repayment | 14 |
| Article XIV Repayment sequence | 15 |
| Article XV Prepayment | 16 |
| Article XVI Settlement bank and settlement | 17 |
| Article XVII Representation and warranty of borrower | 17 |
| Article XVIII Rights and obligations of borrower | 19 |
| Article XIX Rights of lender | 23 |
| Article XX Account management | 23 |
| Article XXI Guarantee | 24 |

| | |
|--|----|
| Article XXIII Tax and expense | 26 |
| Article XXIV Front-end expense | 26 |
| Article XXV Contract change and termination | 26 |
| Article XXVI Contract integrity and separability of contract terms | 27 |
| Article XXVII Confidentiality | 27 |
| Article XXVII Notice | 28 |
| Article XXIX Governing law and dispute settlement | 28 |
| Article XXX Miscellaneous | 28 |
| Article XXXI Entry into force of contract | 29 |
| Drawdown Application | 30 |
| THIS CONTRACT is hereby entered into by and between the following parties in | |

Shijiazhuang on , 2012:

Borrower: Yingli Green Energy International Trading Co., Ltd

Address: Room 2008, Floor 20, Kai Tak Commercial Building, No.317-319, Des Voeux Road Central, Central, Hong Kong

Legal representative: Miao Liansheng

Operator: Liu Zitong

Telephone: 0312-8632683

Fax: 0312-8929800

Lender: China Development Bank Co., Ltd

Address: No.29, Fuchengmenwai Street, Xicheng District, Beijing

Legal representative: Chen Yuan

Postcode: 100037

Administering subsidiary bank: Hebei Branch, China Development Bank Co., Ltd

Address: Tower B, Yuyuan Plaza, No.9, Yuhua West Road, Qiaoxi District, Shijiazhuang City, Hebei Province

Person in charge of subsidiary bank: Zhang Linwu

Postcode: 050051

Operator: Zhang Jie

Telephone: 0311-85518780

Fax: 0311-85288205

working capital loan on revolving basis, and the Lender agrees to offer such loan. This Contract is hereby entered into by and between the Borrower and the Lender through consultation on the basis of equality, voluntariness, fairness and good faith in accordance with relevant national laws and regulations.

Article 1 Definitions

Unless otherwise specified herein, the following terms herein have the following meaning:

- 1.1 Lender: China Development Bank Co., Ltd
- 1.2 Borrower: Yingli Green Energy International Trading Co., Ltd
- 1.3 Project: One-year Working Capital Loan for Yingli Green Energy International Trading Co., Ltd
- 1.4 Loan limit: Maximum limit of loan balance which the Lender agrees to offer to the Borrower hereunder
- 1.5 Loan balance: Total amount of all foreign exchange working capital loan which the Lender has actually offered to the Borrower hereunder but the Borrower has not yet repaid
- 1.6 Overdue amount: Total amount of principal, interest and expense due and payable hereunder which the Borrower fails to repay beyond time limit
- 1.7 Misappropriated loan: The loan not used for the intended purpose hereunder
- 1.8 Valid period for withdrawal: Valid period during which the Borrower draws money within the limit of revolving foreign exchange loan hereunder
- 1.9 Date of withdrawal: The date when loan fund is transferred into deposit account of the Borrower as agreed by the Borrower and the Lender hereunder or under loan note
- 1.10 Date of principal repayment: The date when the Borrower shall repay loan principal as agreed hereunder or under loan note
- 1.11 Date of interest payment: The date when the Borrower shall pay interest to the Lender as stipulated in Subparagraph Two, Article 7 herein

- 1.12 Loan account: The account which the Borrower opens with administering subsidiary bank of the Lender and is used for recording matters including loan origination and repayment etc hereunder
- 1.13 Deposit account: The account which the Borrower opens with settlement bank and is used for transferring loan into deposit hereunder, repaying loan principal and interest, expense hereunder, making settlement etc
- 1.14 Capital recovery account: The account opened or designated by the Borrower in accordance with Article 21 herein and specially used for recovering operating capital of the Borrower
- 1.15 Entrusted payment by the Lender: the Lender pays loan fund hereunder to counterparty of the Borrower through deposit account according to intended use of loan hereunder, the Borrower's Withdrawal Application Form/payment notice and the bases for fund payment
- 1.16 Self-payment by the Borrower: The Borrower pays loan fund hereunder from deposit account to counterparty of the Borrower according to intended use of loan hereunder after the Lender transfers loan fund to deposit account according to the Borrower's Withdrawal Application Form and the bases for fund payment
- 1.17 Administering subsidiary bank: Branch of the Borrower responsible for signing of this Contract, post-lending management etc according to authorization by the Lender
- 1.18 Settlement bank: The bank responsible for providing settlement service to the Borrower according to relevant agreement and supervising use of loan fund hereunder according to requirements
- 1.19 Business day: Working day when banks in Beijing, China, Hong Kong and (U.S New York) and (London, Britain) are open for business
- 1.20 Guarantor: The Guarantor providing guarantee for the Borrower's obligations hereunder
- 1.21 Guarantee contract: Guarantee contract between the Guarantor and the Lender

1.22 LIBOR: London Interbank Offered Rate published by British Bankers

Association, based on six-month U.S Dollar LIBOR quotation published at 11:00 am (London time) by Thomson Reuters in two business days prior to commencement of each interest period

1.23 Related party: With respect to the Borrower, subordinate companies or controlling shareholder of the Borrower or other subordinate companies of controlling shareholder

1.24 Liabilities: Any liabilities incurred by the Borrower from time to time as a result of borrowing, debenture, notes, loan stock, commercial bills, any acceptance credit or bill discounting credit from banks or other financial institutions, acquisition cost of major assets, funds raised according to any other transactions which give commercial effect of borrowing or debt financing, and provision of guarantee for the third party etc

1.25 Loan note: The loan note which the Borrower fills in at each withdrawal according to the sample provided by the Lender

1.26 Material adverse change: With respect to the Borrower and any guarantor, any changes occurring in business, operation, property or financial position of the Borrower and any guarantor or China's political or economic situation, which result in or may result in, under reasonable circumstance, failure of the Borrower or any guarantor to pay major liabilities hereunder or under any guarantee contract, or affect the legality, validity, binding force or enforceability of major responsibilities of the Borrower or any guarantor hereunder or under any guarantee contract

Article II Loan Limit

Loan limit hereunder is 150 million USD (Say ONE HUNDRED AND FIFTY MILLION USD only).

Article III Usage Mode of Loan Limit

The Borrower may withdraw loan limit for many times, make repayment on loan-by-loan basis, use loan limit on revolving basis according to this Contract.

Where the Borrower fails to withdraw money for six consecutive months starting from the date when this Contract comes into force, such loan limit will be automatically canceled.

Loan balance shall not exceed such loan limit at any time within valid period of this Contract.

Article IV Intended Use of Loan

Loan hereunder shall be used for operation turnover of the Borrower in routine production, specifically purchase of raw materials for producing photovoltaic modules. The Borrower shall not misappropriate loan fund hereunder, nor shall the Borrower use loan fund hereunder to make fixed asset investment, equity investment, venture investment or in the fields and for the purposes as expressed prohibited from production or operation by the State, nor shall the Borrower transfer loan fund hereunder to its related parties.

Where the Borrower misappropriates loan fund hereunder, interest penalty shall be calculated and paid according to provisions of this Contract.

Article V Valid Period for Withdrawal

Valid period for withdrawal hereunder is twelve months (inclusive) starting from the date when this Contract comes into force.

Article VI Term of Loan

Loan term for each withdrawal by the Borrower may be one month, three months, six months, twelve months from the date of actual withdrawal by the Borrower to the agreed date of principal repayment, based on records made in loan note. Date of repayment for each loan shall not exceed expiry date of this Contract, namely the date when one year following the date of first withdrawal expires.

Article VII Loan Interest Rate and Interest

7.1 Loan interest rate

Annual loan interest rate hereunder is (floating) interest rate, six-month USD LIBOR + 520BP.

7.2 Interest period and interest payment date

Each six months constitute one interest period except the first interest period and the last interest period. Interest period starts from each interest payment date and ends on the day before the next interest payment date. The first interest period starts from the date when the first loan is withdrawn and ends on the day before subsequent first interest payment date. The last interest period starts from the interest payment date before the date of repayment for principal of the loan which expires last and ends on the date of repayment for principal of such loan. Interest payment date hereunder is June 21 and December 21 each year, and accrued interest for each loan shall be fully paid on the date when such loan expires.

Where interest payment date coincides with legal festival and holiday or public holiday, such interest payment date shall be extended to the first business day following such legal festival and holiday or public holiday; however, if where the first business day following such legal festival and holiday or public holiday does not occur in the month of interest payment date hereunder or under loan note, such interest payment date shall occur on the business day immediately before such legal festival and holiday or public holiday.

7.3 Interest calculation

Interest shall be based on loan balance, actual number of days and 360 days a year. Interest calculation formula: loan balance x loan interest rate x actual number of days of loan in the corresponding interest period ÷ 360.

Article VIII Overdue Interest

8.1 Where the Borrower fails to repay loan principal and expense due according to provisions of this Contract or loan note, the Lender will calculate and collect overdue interest from the Borrower; overdue interest rate is loan interest rate plus 1%.

8.2 Calculation formula for overdue interest: overdue amount x overdue interest rate x

9

number of overdue days ÷ 360.

8.3 Where the Borrower fails to repay overdue loan principal, interest and expense on the next interest payment date or principal repayment date, the Lender will calculate and collect compound interest from the Borrower on the basis of current overdue interest rate and interest period.

8.4 Current overdue interest rate for all overdue amount shall float along with current loan interest rate.

Article IX Interest for Misappropriation of Loan

9.1 Where the Borrower fails to use the loan for the intended purpose specified hereunder, the Lender will calculate and collect interest for misappropriation of loan from the Borrower on the basis of default interest rate being loan interest rate plus 3%.

9.2 Calculation formula for interest for misappropriation of loan: amount of misappropriated loan x default interest rate for misappropriated loan x number of days of misappropriation ÷ 360.

9.3 Where the Borrower fails to repay the principal, interest of misappropriated loan on time on the next interest payment date or principal repayment date, the Lender will calculate and collect compound interest from the Borrower on the basis of current default interest rate for misappropriated loan and interest period.

9.4 Current default interest rate for all misappropriated loan funds shall float along with current loan interest rate.

9.5 Where one loan is concurrently overdue and misappropriated, higher default interest rate shall prevail.

Article X Preconditions for Withdrawal

Preconditions for each withdrawal by the Borrower include all the following content:

10.1 The Lender has received the following documents or materials provided by the Borrower:

10

(a) Copy of the latest legal person business licenses of the Borrower and the Guarantor which have passed annual check, duplicate copy of articles of association, audited financial statements in the last three accounting years, and financial statements of the last quarter;

- (b) Resolution of relevant power organ of the Borrower for approving the Borrower in signing and performing this Contract, and resolution of relevant power organ of the Guarantor for approving the Guarantor in signing and performing guarantee contract, and the Borrower has paid front-end expense to our bank and has signed account supervision agreement;
- (c) Specimen signature of legal representative of the Borrower for signing this Contract or authorization letter and specimen signature of authorized signatory, and specimen signature of legal representative of the Guarantor for signing guarantee contract or authorization letter and specimen signature of authorized signatory;
- (d) Copy or duplicate copy of approved and valid commercial contracts concerning this Contract;
- (e) Properly completed Withdrawal Application Form (See the Form in Annex 1) which is sent to the Lender by the Borrower according to provisions of this Contract and loan note completed for the Lender;
- (f) Other relevant documents which the Lender deems necessary (such as government approval document etc).

10.2 The Borrower has satisfied the following conditions:

- (a) Guarantee contract required hereunder has been signed and come into force;
- (b) This Contract continues being valid, and the Borrower does not violate provisions of this Contract, no material adverse change occurs and no matter adverse to the Lender occurs;
- (c) Guarantee contract continues being valid, and guarantee registration formalities have been completed according to laws and regulations, the Guarantor does not violate provisions of guarantee contract, no material

11

adverse change occurs;

- (d) The Borrower has opened loan account, deposit account according to Article 20 herein, and has opened or designated capital recovery account;
- (e) Representations and warranties made by the Borrower in Article 17 herein are authentic and valid;
- (f) Other conditions

Article XI Procedure for Withdrawal

The Borrower shall submit irrevocable Withdrawal Application Form to the Lender five business days before expected withdrawal date, and provide the Lender with the bases for fund payment and documents specified in Article 10 herein. The bases for fund payment provided by the Borrower shall include commercial contract, payment notice issued by counterparty, invoice, customs declaration form, internal approval document of the Borrower etc.

After receipt of Withdrawal Application Form, the bases for fund payment and documents specified in Article 10 herein as provided by the Borrower, the Lender examines them according to internal management procedure. Where such examination shows that the bases for fund payment are authentic and payment requirements are complete, the Lender shall complete fund payment formalities on the withdrawal date specified in Withdrawal Application Form according to Article 12 herein. Where such examination shows that payment is unauthentic and incomplete or any condition in Article 10 herein is not satisfied, the Lender may suspend or reject payment of loan fund.

Withdrawal Application Form once filed shall not be revoked without written consent of the Lender.

Article XII Fund Payment

Fund payment hereunder is divided into entrusted payment by the Lender and self-payment by the Borrower.

12.1 Entrusted payment by the Lender

12

The Lender will pay loan fund hereunder on entrusted basis under any of the following circumstances:

- (a) Payment amount for single transaction exceeds 1% of loan limit hereunder;
- (b) Any circumstance involving the Borrower specified in Paragraph III of this Article occurs and the Lender deems necessary for making entrusted payment;

- (c) After examining Withdrawal Application Form/payment notice and relevant bases for fund payment, the Lender believes that the Lender shall make entrusted payment.

After receipt, examination and verification of the Borrower's Withdrawal Application Form, the bases for fund payment and documents specified in Article 10 herein, the Lender shall transfer the amount which the Borrower applies for withdrawing to deposit account on the withdrawal date. The Borrower hereby irrevocably entrusts the Lender to pay loan fund within deposit account to bank account of the Borrower's counterparty complying with intended use agreed hereunder on the payment date specified in Withdrawal Application Form.

The Borrower hereby confirms that the Lender makes payment only according to the aforesaid payment entrustment of the Borrower and assumes no liability for any loss (if any) incurred by the Borrower under commercial contract.

12.2 Self-payment by the Borrower

The Borrower may make self-payment except under the circumstances specified in Paragraph I of this Article. After receipt, examination and verification of the Borrower's Withdrawal Application Form, the bases for fund payment and documents specified in Article 10 herein, the Lender shall transfer the amount, which the Borrower applies for withdrawing, from loan account of the Borrower to deposit account on the withdrawal date. The Borrower shall make self-payment by withdrawing money in the light of its capital needs or transferring loan fund.

The Borrower shall, (in the first ten days of each month) (determined through negotiation), report to the Lender self-payment of loan fund by the Borrower (in the

previous month), and provide relevant bases for fund payment.

Notwithstanding the foregoing provisions of this Article, where the circumstance under which entrusted payment shall be made as specified in Paragraph I of this Article occurs when the Borrower uses loan fund in deposit account, the Borrower shall provide the Lender with another payment notice specifying the amount, date of entrusted payment, payee's name, bank account number, commercial contract etc, in which case the Lender shall make such entrusted payment according to provisions of Paragraph I of this Article. Such payment notice shall be submitted to the administering subsidiary bank/ administering agency or settlement bank of the Lender (five) business days before proposed fund payment.

12.3 Changes in withdrawal conditions and payment mode

The Lender is entitled to change withdrawal conditions hereunder, apply the circumstances under which entrusted payment and self-payment is made, suspend or stop lending, reduce or cancel loan limit etc under one of the following circumstances:

- (a) Credit standing of the Borrower decreases;
- (b) Profitability of the Borrower's main business decreases;
- (c) Use of loan fund is abnormal etc;
- (d) Capital movement is abnormal in capital recovery account or operating revenue of the Borrower does not flow into capital recovery account;
- (e) The Borrower violates entrusted payment requirements specified in this Article or the Borrower violates provisions of this Contract by breaking up the whole into parts for circumventing entrusted payment by the Lender;
- (f) Other circumstances which the Lender deems reasonable.

The Lender shall send written notice to the Borrower in the case of exercising the rights specified in this Article. Such notice comes into force as from the date of sending.

12.4 The Borrower shall timely provide records and materials concerning use of loan fund according to the Lender's requirements.

Article XIII Interest Payment and Principal Repayment

13.1 Mode of principal repayment

The Borrower shall repay the loan on the basis of loan amount and the principal repayment date specified hereunder or under loan note.

Where principal repayment date coincides with legal festival and holiday or public holiday, such principal repayment date shall be extended to the

next business day provided, however, that such principal repayment date shall occur on the previous business date if the next business day enters the next month.

- 13.2 The Lender shall send Principal and Interest Repayment Notice to the Borrower ten business days before interest payment date and principal repayment date.
- 13.3 The Borrower shall, three business days before interest payment date and principal repayment date, transfer repayment amount into its deposit account; otherwise, the expenditure caused by fund in transit shall be borne by the Borrower.
- 13.4 Neither notification of the Borrower by the Lender nor the fact that content in Principal and Interest Repayment Notice is correct shall relieve the Borrower of being liable for fully repaying principal and interest.
- 13.5 The Lender may actively debit the corresponding amount in deposit account of the Borrower on interest payment date and principal repayment date.

Article XIV Repayment Sequence

If the amount of repayment made by the Borrower is less than total amount due hereunder or under loan note, such amount shall be arranged to make payment in the following sequence:

- 14.1 The expense, liquidated damages which are payable according to laws or provisions of this Contract;
- 14.2 Default interest, compound interest;
- 14.3 Payable loan interest;
- 14.4 Payable loan principal;
- 14.5 Other payable amount.

If the amount of repayment made by the Borrower is insufficient for repaying all

15

amounts in the same sequence, repayment shall be made in the sequence of occurrence of relevant amounts.

Article XV Prepayment

If the Borrower needs to make repayment in advance, the Borrower shall, at least twenty business days before proposed repayment date, file written application to the Lender; loan amount which is repaid in advance shall be integral multiples of ten million USD, and minimum repayment amount shall be ten million USD. The Borrower shall not repay the loan hereunder in advance without written consent of the Lender. Where the Borrower makes repayment in advance without authorization, the Lender is entitled to reject such prepayment, and subject the Borrower to assume the liability for breach.

The Borrower shall, at the time of prepayment, concurrently pay off all payable and due amounts hereunder up to the date of prepayment.

The loan hereunder which is repaid by the Borrower in advance is still governed by loan interest rate for the originally agreed period, namely loan interest rate specified in loan note. Subject to the Borrower paying certain amount of compensation to the Lender, the Lender may approve prepayment by the Borrower. Calculation formula for such compensation is as follows:

Amount of compensation = amount of prepayment x number of days of prepayment x loan interest rate/360 x 20%

Where the Lender approves prepayment by the Borrower, the Borrower shall, five business days before the date of prepayment, remit the prepaid principal, the corresponding interest compensation and expense to the account designated by the Lender. The Borrower's application for prepayment is irrevocable; application may be re-filed for withdrawing the prepaid amount.

16

Article XVI Settlement Bank and Settlement

- 16.1 The Lender designates Hong Kong Branch of China Development Bank as settlement bank; the Borrower shall open settlement account with settlement bank. Payment of fund in this account shall be supervised by the Lender and settlement bank.
- 16.2 Settlement of loan fund for the Borrower, its foreign exchange settlement and sale shall be conducted through settlement bank; (the

Borrower shall pay settlement expense according to Schedule of Rates of the Lender.) The aforesaid settlement of loan fund payment specifically covers (issuance and payment etc of the loan hereunder).

Article XVII Representations and Warranties of the Borrower

The Borrower hereby makes the following representations and warranties to the Lender:

- 17.1 The Borrower is legal person incorporated according to laws, is holding valid business license, owns its assets and operates its business according to laws, and is capable of operating as one going concern;
- 17.2 The Borrower has completed all formalities for approval, authorization, license, permit etc necessary for signing and performing this Contract, and ensures that all approval documents are authentic and legal;
- 17.3 The Borrower has completed internal authorization procedure necessary for signing and performing this Contract, and the Borrower's signatory for signing this Contract is duly authorized representative of the Borrower, and this Contract is legally binding on the Borrower upon entry into force of this Contract;
- 17.4 Neither signing of this Contract by the Borrower nor fulfillment of its obligations hereunder violates its any other agreements or its articles of association, nor such signing, fulfillment conflict with its any other agreements or its articles of association in terms of laws or (and) commercial interests;
- 17.5 The Borrower enjoys good financial position, and is capable of paying off all

17

due debts hereunder with the capital legally obtained by it;

- 17.6 Financial statements provided by the Borrower are prepared in accordance with accounting systems promulgated by relevant department of the State and truly, accurately reflect financial position as at base date of such financial statements; and there is no indication that financial position of the Borrower has deteriorated since base date of such financial statements;
- 17.7 The Borrower is currently not subject to any ongoing or pending or threatened lawsuits, actions, proceedings, arbitration or administrative procedure which may adversely affect the Borrower or its assets and income;
- 17.8 The Borrower is not subject to any other liabilities to any person except the liabilities which have been disclosed in writing in advance and recognized by the Lender;
- 17.9 The Borrower enjoys legal title of its assets which are free from any guarantee (except guarantee under guarantee contract);
- 17.10 There is no transaction with unfair terms between the Borrower and its related parties;
- 17.11 The Borrower does not violate its obligation for making tax payment;
- 17.12 There is no insolvency, liquidation, dissolution of the Borrower, revocation of its business license or its bankruptcy or assets of the Borrower are not frozen, expropriated, detained or compulsorily executed according to laws or forcibly acquired by government department;
- 17.13 All materials and data provided to the Lender by the Borrower are authentic, complete, accurate and valid, duplicate copies provided are consistent with original copies;

The aforesaid representations and warranties continue being valid within valid period of this Contract. The Borrower acknowledges that the Lender enters into this Contract on the basis of the aforesaid representations and warranties made by the Borrower.

18

Article XVIII Rights and Obligations of the Borrower

- 18.1 The Borrower is entitled to use loans according to provisions of this Contract and require the Lender to offer loans according to provisions of this Contract;
- 18.2 The Borrower is entitled to make prepayment according to provisions of Article 15 herein;
- 18.3 The Borrower shall engage in production and operation according to applicable laws, regulations and provisions within operation period, and shall timely complete all formalities according to relevant provisions of State Administration of Foreign Exchange;

- 18.4 The Borrower shall repay loan principal and interest and pay relevant expense according to provisions of this Contract or loan note;
- 18.5 The Borrower shall use loan fund for the intended purpose specified hereunder and shall not misappropriate it;
- 18.6 The Borrower shall make loan fund payment according to provisions of this Contract;
- 18.7 The Borrower shall timely provide records and materials concerning use of loan fund according to provisions of this Contract or the Lender's requirements, and shall cooperate with the Lender in management of loan fund payment and relevant inspection;
- 18.8 Where cumulative borrowing amount of the Borrower will exceed 30% of net asset specified in the most recent annual financial statement of the Borrower in the case of any borrowing, the Borrower shall obtain prior written consent of the Lender;
- 18.9 The Borrower shall not provide any form of guarantee to the third party without prior written consent of the Lender;
- 18.10 The Borrower shall ensure any major asset exceeding RMB 500 million yuan is not sold, leased, transferred, assigned or otherwise disposed of through single transaction or multiple transactions or series of transactions other than normal operation transactions; or where such disposals involve major asset above 20% of its total asset and 30% of its net asset, the Borrower shall obtain prior written consent of the Lender;

19

- 18.11 Where the Borrower makes any single investment exceeding RMB 500 million yuan or makes investments with cumulative amount exceeding RMB 500 million yuan within one year, or there is any single investment change exceeding RMB 500 million yuan or are investment changes with cumulative amount exceeding RMB 700 million yuan within one year, the Borrower shall obtain prior written consent of the Lender with respect to its investment matters, amounts etc.
- 18.12 Where the Borrower proposes to initiate merger and acquisition, amalgamation, separation, and be under contract operation or similar arrangement, the Borrower shall, 30 business days in advance, notify the Lender of plans and details about such merger and acquisition, amalgamation, separation, contract operation etc, and shall obtain prior written consent of the Lender. The aforesaid plans or arrangements shall not harm legitimate rights and interests of the Lender hereunder;
- 18.13 The Borrower shall not enter into any agreements or documents sufficient to harm interests of the Lender, nor shall the Borrower engage in any matters sufficient to harm interests of the Lender;
- 18.14 Where there are changes in credit standing, financial position and debt paying ability of the Borrower hereunder, or market situation is adverse to the Lender, or guarantee capability of the Guarantor decreases, the Borrower shall provide guarantee, supplement the existing guarantee within the time specified by the Lender, and the Guarantor and the Lender shall sign valid guarantee agreement according to laws;
- 18.15 The Borrower shall, prior to March 31 each year, provide the Lender with full set of financial statements of the previous accounting year audited by accounting firm recognized by the Lender (including balance sheet, income statement, cash flow statement and audit report), and shall, within ten days at the beginning of each quarter, provide the Lender with full set of financial statements of the previous quarter; shall, prior to September 10 each year, provide the Lender with full set of financial statements of the first half year;

20

- 18.16 Where the Borrower changes enterprise name, domicile, registered capital, business scope, company type, or modifies articles of association, or major financial changes occur in the Borrower, the Borrower shall, 30 business days in advance, notify the Lender in writing, and file relevant materials with the Lender.
- 18.17 The Borrower shall cooperate with the Lender in credit rating of the Borrower, and provide relevant materials according to the Lender's requirements;
- 18.18 The Borrower shall keep correct account records and account book concerning its operation, and shall, within any reasonable time, allow the Lender and/or professional advisor appointed by the Lender to check and inspect account records and account book of the Borrower provided, however, that such check and inspection shall not unreasonably affect normal operation of the Borrower;
- 18.19 The Borrower shall observe the following financial indicators before full repayment of loans hereunder.
- (a) Asset-liability ratio (asset-liability ratio = total liabilities/total net assets x 100%) shall not be higher than 80%;
- (b) Debt service coverage ratio (Debt service coverage ratio = current available capital for debt service/current amount of debt service x 100%) shall not be lower than 130%;
- 18.20 Where any default event occurs under any agreement entered into by the Borrower, the Borrower shall notify the Lender in writing within

ten business days following such default event;

- 18.21 If there are any lawsuits, actions, proceedings, arbitration or administrative procedure involving the Borrower after this Contract is signed, the Borrower shall notify the Lender in writing within 30 business days following such event;
- 18.22 The Borrower shall maintain its existence, and operate its business in a legitimate and valid way, and observe all applicable laws, regulations,

21

authorization, agreements and obligations, and make all payable and due tax payments;

- 18.23 The Borrower shall timely obtain all approvals, authorizations, licenses, permits, consents, registrations and filing necessary for signing and performing this Contract and guarantee contract, and maintain their continuous validity;
- 18.24 Unless otherwise approved in writing by the Lender, the Borrower shall ensure that its registered capital is not reduced, and the Borrower shall not declare or pay any dividend to its shareholders or make income distribution in any other ways before all payable amounts are repaid hereunder;
- 18.25 Where equity structure of the Borrower proposes to be changed, the Borrower shall, 30 days before such proposed change, notify the Lender in writing, and obtain prior written consent of the Lender;
- 18.26 The Borrower shall not enter into any agreement which may cause material adverse effect on its financial position or other conditions;
- 18.27 The Borrower shall not enter into any contract or agreement which does not comply with fair trade rule with its related parties, nor shall the Borrower make to related parties any payment which does not comply with fair trade rule;
- 18.28 The Borrower shall open loan account, deposit account and capital recovery account according to provisions of Article 20 herein, and use such accounts according to provisions of this Contract, and accept supervision of such accounts by the Lender and actively cooperate with the Lender in supervising such accounts;
- 18.29 The Borrower shall, according to requirements specified by the Lender from time to time, provide the Lender with written report covering real financial position including accounts receivable, accounts payable and inventory etc which is satisfactory for the Lender;
- 18.30 The Lender shall not repay the loans offered by shareholders in any way before full repayment of all payable amounts hereunder;

22

- 18.31 The Borrower shall urge its controlling shareholder Yingli Energy (China) Co., Ltd to ensure that its shareholding ratio in the Lender is not less than 50% at any time.

Article XIX Rights of the Lender

- 19.1 The Lender is entitled to recover loan principal, interest and collect relevant expense according to this Contract or loan note;
- 19.2 The Lender is entitled to be informed of, inspect and supervise use of loan by the Borrower, its plan execution, financial revenue and expenditure etc in production operation management;
- 19.3 The Lender is entitled to, within withdrawal period hereunder, conduct annual review about the Borrower's credit so as to determine whether to continue offering loans to the Borrower; where conditions are satisfied, the Lender offers loans; where conditions are not satisfied, the Lender will cancel lending;
- 19.4 The Lender is entitled to recover loans in advance in the light of capital recovery by the Borrower.

Article XX Account Management

- 20.1 The Borrower shall, prior to MM.DD.YY, open loan account and deposit account with the administering subsidiary bank and settlement bank of the Lender respectively, which are used by the Lender to offer loans, make settlement and recover principal and interest.

The Borrower shall make settlement concerning all loans hereunder through settlement bank of the Lender.

- 20.2 Capital recovery account is determined in the following 1st way:

- (a) The Borrower and the Lender agree that the Borrower designates its following account opened with Hong Kong Branch,

China Development Bank as capital recovery account hereunder:

Account name:
Opening bank:
Account No.:

23

20.3 The Borrower agrees that the Lender may take the following supervision measures for loan account, deposit account and capital recovery account:

- (b) Require the Borrower to periodically (quarterly) provide the report on capital movement in capital recovery account, including but not limited to amount of current capital inflow, outflow, use of capital which flows out from such account etc (supplement specific content in capital movement report in the light of project situation);
- (c) Require the Borrower to provide information concerning abnormal capital movements;

Article XXI Guarantee

This Contract is under the following guarantee mode:

21.1 The Guarantor Yingli Green Energy Holding Company Limited provides joint liability guarantee;

The Guarantor shall timely sign valid guarantee contract with the Lender, and maintain the validity and enforceability of guarantee under such guarantee contract.

Where the aforesaid guarantee is insufficient to effectively guarantee creditor's rights of the Lender, the Lender is entitled to require the Borrower to timely provide other forms of guarantee.

Article XXII Borrower Default Event and Liability for Breach

22.1 Where the Borrower violates Article 18 or Article 21 herein, or events specified in Article 18 (20) or (21) occur and the Lender believes that such events will adversely affect loan repayment ability of the Lender, or any representations or warranties made by the Borrower in Article 17 herein prove to be incorrect or misleading, or the following events occur, the Borrower is deemed to violate this Contract:

- (a) The Borrower fails to pay off any payable and due debts;
- (b) The Borrower is subject to any winding-up of business, dissolution,

24

liquidation, bankruptcy, reorganization, compromise, rectification or similar legal procedures;

- (c) Assets of the Borrower with total market value reaching or exceeding RMB 200 million yuan are sealed up, frozen, detained, executed, expropriated, confiscated or are subject to other similar measures, which in the opinion of the Lender, will have material adverse effect on the safety of loans;
- (d) Any major adverse change event occurs.

In the case of the aforesaid events, the Lender is entitled to take one or more of the following measures;

- (a) Stop offering loans;
- (b) Cancel loan limit which has not yet been withdrawn;
- (c) Declare acceleration of maturity of loans and concurrently require the Borrower to repay the outstanding principal and interest within time limit, and have the right to directly deduct repayment fund from any account opened with the Lender's banking system by the Borrower until all debts hereunder are fully paid off (the Borrower has, at the time of signing this Contract, authorize the Lender to exercise the aforesaid right to directly deduct repayment fund);
- (d) Unilaterally terminate this Contract, and concurrently exercise the rights specified in Paragraphs 1 — 3 of this Article;
- (e) Realize security interest under guarantee document;

(f) Take other measures as permitted by relevant national and local laws, regulations or agreed hereunder.

22.2 Where the Borrower commits any act of violating other provisions of this Contract, the Lender is entitled to require the Borrower to make corrections within time limit; where the Borrower fails to make corrections within time limit, the Lender is entitled to require the Borrower to pay liquidated damages amounting to 0.1% of loan limit; where such liquidated damages is insufficient to compensate for financial loss incurred to the Lender, the Lender is entitled to

25

require the Borrower to make compensation.

22.3 Where breach of the Borrower results in lawsuit, attorney fee and other expenses paid by the Lender for such lawsuit shall be borne by the Borrower.

Article XXIII Tax and expense

23.1 The Borrower shall bear all taxes and surcharges relating to signing and performance of this Contract (except enterprise income tax of the Lender), including but not limited to stamp duty payable, taxes and surcharges levied on the Lender's interest income as required by Chinese laws. If according to Chinese laws, the Borrower shall withhold or deduct any taxes and surcharges from any amount payable to the Lender, the Borrower shall pay additional amount to the Lender so as to make the Lender receive the amount available as if no such withholding or deduction occurs.

23.2 The Borrower shall bear all reasonable expenses and costs relating to negotiation, preparation, signing and modification of this Contract, including but not limited to attorney fee.

23.3 At the request of the Lender, the Borrower shall immediately reimburse the Lender for all reasonable expenses and costs incurred for the reason that the Lender exercises or asserts the rights hereunder or any loan document under any jurisdiction, including but not limited to attorney fee and legal cost.

Article XXIV Front-end expense

The Borrower Yingli Green Energy International Trading Co., Ltd shall pay to Hebei Branch of China Development Bank front-end expense 20BP relating to One-year Working Capital Loan for Yingli Green Energy International Trading Co., Ltd before the first loan is offered.

Article XXV Contract Change and Termination

25.1 Unless otherwise specified herein, neither party is permitted to unilaterally change or terminate this Contract after this Contract comes into force; any

26

modification or change to this Contract is subject to consultation through the Borrower and the Lender and written agreement between the Borrower and the Lender;

25.2 The Lender may transfer, in whole or in part, the rights hereunder to the third party. the aforesaid transfer by the Lender shall be notified to the Borrower;

25.3 Where changes in national laws, regulations or policies result in all or part of this Contract no longer complying with national laws, regulations or policies, the Borrower and the Lender shall timely conduct consultation to modify relevant terms as soon as possible;

25.4 Where the Borrower or the Lender is prevented from performing this Contract by force majeure, the affected party shall timely notify the other party of such event and take effective measures to prevent further loss; the affected party shall, within ten days following occurrence of such event, provide the other party with details about such event and documentary evidence concerning occurrence and impact of such event issued by competent government department. The Borrower and the Lender shall timely hold consultation for taking countermeasures.

Article XXVI Contract Integrity and Separability of Contract Terms

No supplement, modification or change to this Contract shall be made unless in writing. Written supplements, modifications or changes to this Contract shall form the integral part of this Contract.

Terms of this Contract are separable to the extent that invalidity, illegality or unenforceability of any term of this Contract shall not affect the validity of other terms of this Contract.

Article XXVII Confidentiality

Neither party shall disclose this Contract to the third party without consent of the Borrower, the Lender.

Where either party is informed of business secrets of the other party as a result of

27

exercising the rights hereunder, such party shall keep them confidential, and shall not disclose them to the third party without consent of the other party.

Article XXVII Notice

28.1 Any notice given hereunder shall be delivered to address of the other party firstly specified herein in the following ways agreed herein:

- (a) Delivered in person;
- (b) Delivered by registered letter, postage prepaid (with receipt);
- (c) Delivered by express mail service;
- (d) Delivered by fax.

28.2 In the case of change in postal address firstly specified herein, the party making such change shall, within 48h following such change, notify the other party; where such documents as notice can't be served as a result of failure to timely notify the other party in the case of changing the aforesaid addresses, the loss incurred there from shall be borne by the party making such change.

Article XXIX Governing Law and Dispute Settlement

This Contract is governed by and interpreted in accordance with laws of the People's Republic of China.

Disputes between the Borrower and the Lender arising out of performance of this Contract shall be settled through amicable consultation by both parties; where no agreement is reached, such disputes shall be brought to people's court in the place where the Lender is domiciled.

Article XXX Miscellaneous

30.1 Matters not covered hereunder shall be addressed through consultation by both parties or in accordance with relevant national laws and regulations.

30.2 Original copy of this Contract is made in triplicate, with each copy retained by each of the Borrower, the Lender and the Guarantor, its duplicate copy is made in quadruplicate, with one copy retained by each of the Guarantor and the Lender,

28

the remaining two copies retained by the Lender.

Article XXXI Entry into Force of Contract

This Contract comes into force upon being signed and stamped by the Borrower and the Lender.

Borrower: Yingli Green Energy International Trading Co., Ltd
(Company Seal or Special Seal for Contracts)

Legal representative: /s/ Liansheng Miao (signature)
(or Authorized Representative): Miao Liansheng
(mm) (dd) (yy)

Opening Bank & Account Number of Borrower:
Lender: China Development Bank Co., Ltd

Legal representative: /s/ Chen Yuan (signature)
(or Authorized Representative)
(mm) (dd) (yy)

Annex One: Withdrawal Application

Withdrawal Application Form

(No.:)

China Development Bank Co., Ltd:

According to Foreign Exchange Loan Contract (No.:) (hereinafter referred to as **“Loan Contract”**) entered into by and between Our Company and Your Bank on MM DD,YY , Our Company hereby irrevocably applies to Your Bank for withdrawing:

- ☐ Withdrawal Amount: ;
- ☐ Withdrawal Date: ;
- ☐ Term of Loan: term of loan is months; expiry date (namely “principal repayment date”) is ;
- ☐ Interest Payment Mode: ;
- ☐ Authorize Your Bank to transfer the aforesaid amount into deposit account opened with Your Bank by Our Company on the Withdrawal Date, account number: ;
- ☐ Our Company authorizes Your Bank to, after depositing such loan fund into deposit account of Our Company, according to the following *Entrusted Payment List*, pay, on entrusted basis, all/part of such loan fund (as the case may be) to account of counterparty of Our Company in an aggregate amount of ():

Entrusted Payment List

| Serial No. | Payment date | Amount | Payee's name | Receiving bank | Payee's account | Use of fund | Commercial contract |
|------------|--------------|--------|--------------|----------------|-----------------|-------------|---------------------|
| 1 | | | | | | | |
| 2 | | | | | | | |
| 3 | | | | | | | |
| 4 | | | | | | | |

- The bases for making the aforesaid entrusted payment include: (enter names of supporting documents submitted along with this Withdrawal Application Form)
- ☐ Our Company will utilize such loan fund/the remaining amount of such load fund (used in the case of partial loan fund available under self-payment mode) according to self-payment mode. Our Company will, according to Loan Contract, periodically report Your Bank use of the part of loan fund subject to self-payment.

Our Company hereby declares that Our Company has satisfies all preconditions for withdrawal specified in Loan Contract, and no default event hereunder occurs. The aforesaid withdrawal will constitute withdrawal from Your Bank by Our Company and Our Company will assume the debts incurred therefrom.

Lender:

(Official seal or special seal for contract)

Legal representative (or duly authorized agent) :

(signature)

Yingli Green Energy Holding Company Limited
List of Subsidiaries

| Name | Jurisdiction of Incorporation |
|--|--------------------------------------|
| Cyber Power Group Limited | British Virgin Islands |
| Yingli Green Energy Capital Holding Company Limited | British Virgin Islands |
| Yingli Green Energy (International) Holding Company Limited | British Virgin Islands |
| Yingli Green Energy Do Brasil S.A. | Brazil |
| Yingli Green Energy Chile SpA | Chile |
| Yingli Green Energy Americas, Inc. | Delaware |
| Yingli Green Energy Europe GmbH | Germany |
| Yingli Green Energy Greece Sales GmbH | Germany |
| Cyber Lighting Holding Company Limited | Hong Kong |
| Yingli Green Energy Capital Holding (Hong Kong) Company Limited | Hong Kong |
| Yingli Green Energy International Trading Limited | Hong Kong |
| Baoding Tianwei Yingli New Energy Resources Co., Ltd. | PRC |
| Beijing Gelin Science and Electronics Technologies Co., Ltd. | PRC |
| Fine Silicon Co., Ltd. | PRC |
| Yingli Energy (Beijing) Co., Ltd. | PRC |
| Yingli Energy (China) Co., Ltd. | PRC |
| Yingli Shuntong (Beijing) International Forwarder Co., Ltd. | PRC |
| Hengshui Yingli New Energy Resources Co., Ltd. | PRC |
| Lixian Yingli New Energy Resources Co., Ltd. | PRC |
| Beijing Tianneng Yingli New Energy Resources Technologies Co., Ltd. | PRC |
| Tianjin Yingli New Energy Resources Co., Ltd. | PRC |
| Yingli (Tianjin) International Trading Ltd. | PRC |
| Tibet Tianwei Yingli New Energy Resources Co., Ltd. | PRC |
| Tibet Keguang Industries and Trading Co., Ltd. | PRC |
| Suzhou Yingli Urban Application of PV Technology Co., Ltd. | PRC |
| Hainan Yingli New Energy Resources Co., Ltd. | PRC |
| Hainan Tianneng Power Co., Ltd. | PRC |
| Yingli Green Energy France S.A.S | France |
| Yingli Green Energy Luxembourg S.ar.L | Luxembourg |
| Yingli Green Energy Italia S.R.L. | Italy |
| Yingli Green Energy Spain, S.L.U. | Spain |
| Yingli Green Energy Singapore Company Pte. Limited | Singapore |
| Beijing China Energy Conservation Badaling Photovoltaic Technology Co., Ltd. | PRC |
| Beijing Jingyi Green Energy Power System Engineering Co., Ltd. | PRC |
| Yingli Green Energy Japan Co., Ltd. | Japan |
| Yingli Green Energy Australia Pty. Ltd. | Australia |
| Yingli Green Energy International AG | Switzerland |
| Yingli Green Energy North Africa S.R.L. | Morocco |

**Certification by the Chief Executive Officer
Pursuant to Section 302 of the Sarbanes-Oxley Act of 2002**

I, Liansheng Miao, Chief Executive Officer of Yingli Green Energy Holding Company Limited, certify that:

1. I have reviewed this annual report on Form 20-F of Yingli Green Energy Holding Company Limited;
2. Based on my knowledge, this report does not contain any untrue statement of a material fact or omit to state a material fact necessary to make the statements made, in light of the circumstances under which such statements were made, not misleading with respect to the period covered by this report;
3. Based on my knowledge, the financial statements, and other financial information included in this report, fairly present in all material respects the financial condition, results of operations and cash flows of the company as of, and for, the periods presented in this report;
4. The company's other certifying officer(s) and I are responsible for establishing and maintaining disclosure controls and procedures (as defined in Exchange Act Rules 13a-15(e) and 15d-15(e)) and internal control over financial reporting (as defined in Exchange Act Rules 13a-15(f) and 15d-15(f)) for the company and have:
 - (a) Designed such disclosure controls and procedures, or caused such disclosure controls and procedures to be designed under our supervision, to ensure that material information relating to the company, including its consolidated subsidiaries, is made known to us by others within those entities, particularly during the period in which this report is being prepared;
 - (b) Designed such internal control over financial reporting, or caused such internal control over financial reporting to be designed under our supervision, to provide reasonable assurance regarding the reliability of financial reporting and the preparation of consolidated financial statements for external purposes in accordance with generally accepted accounting principles;
 - (c) Evaluated the effectiveness of the company's disclosure controls and procedures and presented in this report our conclusions about the effectiveness of the disclosure controls and procedures, as of the end of the period covered by this report based on such evaluation; and
 - (d) Disclosed in this report any change in the company's internal control over financial reporting that occurred during the period covered by this report that has materially affected, or is reasonably likely to materially affect, the Company's internal control over financial reporting; and
5. The company's other certifying officer(s) and I have disclosed, based on our most recent evaluation of internal control over financial reporting, to the Company's auditors and the audit committee of company's board of directors (or persons performing the equivalent function):
 - (a) All significant deficiencies and material weaknesses in the design or operation of internal control over financial reporting which are reasonably likely to adversely affect the company's ability to record, process, summarize and report financial information; and
 - (b) Any fraud, whether or not material, that involves management or other employees who have a significant role in the Company's internal control over financial reporting.

Date: April 23, 2013

By: /s/ Liansheng Miao

Name: Liansheng Miao

Title: Chief Executive Officer

**Certification by the Chief Financial Officer
Pursuant to Section 302 of the Sarbanes-Oxley Act of 2002**

I, Zongwei Li, Chief Financial Officer of Yingli Green Energy Holding Company Limited (the "Company"), certify that:

1. I have reviewed this annual report on Form 20-F of Yingli Green Energy Holding Company Limited;
2. Based on my knowledge, this report does not contain any untrue statement of a material fact or omit to state a material fact necessary to make the statements made, in light of the circumstances under which such statements were made, not misleading with respect to the period covered by this report;
3. Based on my knowledge, the financial statements, and other financial information included in this report, fairly present in all material respects the financial condition, results of operations and cash flows of the company as of, and for, the periods presented in this report;
4. The company's other certifying officer(s) and I are responsible for establishing and maintaining disclosure controls and procedures (as defined in Exchange Act Rules 13a-15(e) and 15d-15(e)) and internal control over financial reporting (as defined in Exchange Act Rules 13a-15(f) and 15d-15(f)) for the company and have:
 - (a) Designed such disclosure controls and procedures, or caused such disclosure controls and procedures to be designed under our supervision, to ensure that material information relating to the company, including its consolidated subsidiaries, is made known to us by others within those entities, particularly during the period in which this report is being prepared;
 - (b) Designed such internal control over financial reporting, or caused such internal control over financial reporting to be designed under our supervision, to provide reasonable assurance regarding the reliability of financial reporting and the preparation of consolidated financial statements for external purposes in accordance with generally accepted accounting principles;
 - (c) Evaluated the effectiveness of the company's disclosure controls and procedures and presented in this report our conclusions about the effectiveness of the disclosure controls and procedures, as of the end of the period covered by this report based on such evaluation; and
 - (d) Disclosed in this report any change in the company's internal control over financial reporting that occurred during the period covered by this report that has materially affected, or is reasonably likely to materially affect, the Company's internal control over financial reporting; and
5. The company's other certifying officer(s) and I have disclosed, based on our most recent evaluation of internal control over financial reporting, to the Company's auditors and the audit committee of company's board of directors (or persons performing the equivalent function):
 - (a) All significant deficiencies and material weaknesses in the design or operation of internal control over financial reporting which are reasonably likely to adversely affect the company's ability to record, process, summarize and report financial information; and
 - (b) Any fraud, whether or not material, that involves management or other employees who have a significant role in the Company's internal control over financial reporting.

Date: April 23, 2013

By: /s/ Zongwei Li

Name: Zongwei Li

Title: Chief Financial Officer

**Certification by the Chief Executive Officer
Pursuant to Section 906 of the Sarbanes-Oxley Act of 2002**

In connection with the annual report on Form 20-F of Yingli Green Energy Holding Company Limited (the "Company") for the year ended December 31, 2012 as filed with the Securities and Exchange Commission on the date hereof (the "Report"), I, Liansheng Miao, Chief Executive Officer of the Company, certify, pursuant to 18 U.S.C. Section 1350, as adopted pursuant to Section 906 of the Sarbanes-Oxley Act of 2002, that to my knowledge:

- (1) The Report fully complies with the requirements of Section 13(a) or 15(d) of the Securities Exchange Act of 1934; and
- (2) The information contained in the Report fairly presents, in all material respects, the financial condition and results of operations of the Company.

Date: April 23, 2013

By: /s/ Liansheng Miao

Name: Liansheng Miao

Title: Chief Executive Officer

**Certification by the Chief Financial Officer
Pursuant to Section 906 of the Sarbanes-Oxley Act of 2002**

In connection with the annual report on Form 20-F of Yingli Green Energy Holding Company Limited (the "Company") for the year ended December 31, 2012 as filed with the Securities and Exchange Commission on the date hereof (the "Report"), I, Zongwei Li, Chief Financial Officer of the Company, certify, pursuant to 18 U.S.C. Section 1350, as adopted pursuant to Section 906 of the Sarbanes-Oxley Act of 2002, that to my knowledge:

- (1) The Report fully complies with the requirements of Section 13(a) or 15(d) of the Securities Exchange Act of 1934; and
- (2) The information contained in the Report fairly presents, in all material respects, the financial condition and results of operations of the Company.

Date: April 23, 2013

By: /s/ Zongwei Li

Name: Zongwei Li

Title: Chief Financial Officer

Consent of Independent Registered Public Accounting Firm

The Board of Directors
Yingli Green Energy Holding Company Limited:

We consent to the incorporation by reference in the registration statement No. 333-148353 on Form S-8 of Yingli Green Energy Holding Company Limited of our reports dated April 23, 2013, with respect to the consolidated balance sheets of Yingli Green Energy Holding Company Limited and its subsidiaries as of December 31, 2011 and 2012, and the related consolidated statements of comprehensive income (loss), changes in equity, and cash flows for each of the years in the three-year period ended December 31, 2012, and the effectiveness of internal control over financial reporting as of December 31, 2012, which reports appear in the December 31, 2012 annual report on Form 20-F of Yingli Green Energy Holding Company Limited.

/s/ KPMG
Hong Kong, China
April 23, 2013
