



Q1 2010 Revenue

May 5, 2010

Frank Piedelièvre
Chairman & Chief Executive Officer

François Tardan
Chief Financial Officer



Move Forward with Confidence



Disclaimer



This presentation contains forward-looking statements which are based on current plans and forecasts of Bureau Veritas' management. Such forward-looking statements are by their nature subject to a number of important risk and uncertainty factors such as those described in the Document de référence filed with the French AMF that could cause actual results to differ from the plans, objectives and expectations expressed in such forward-looking statements. These such forward-looking statements speak only as of the date on which they are made, and Bureau Veritas undertakes no obligation to update or revise any of them, whether as a result of new information, future events or otherwise.

Agenda



Key highlights

Business review

Outlook

Q&A



Key highlights

François Tardan
Chief Financial Officer



**BUREAU
VERITAS**

Move Forward with Confidence

Bureau Veritas at a glance



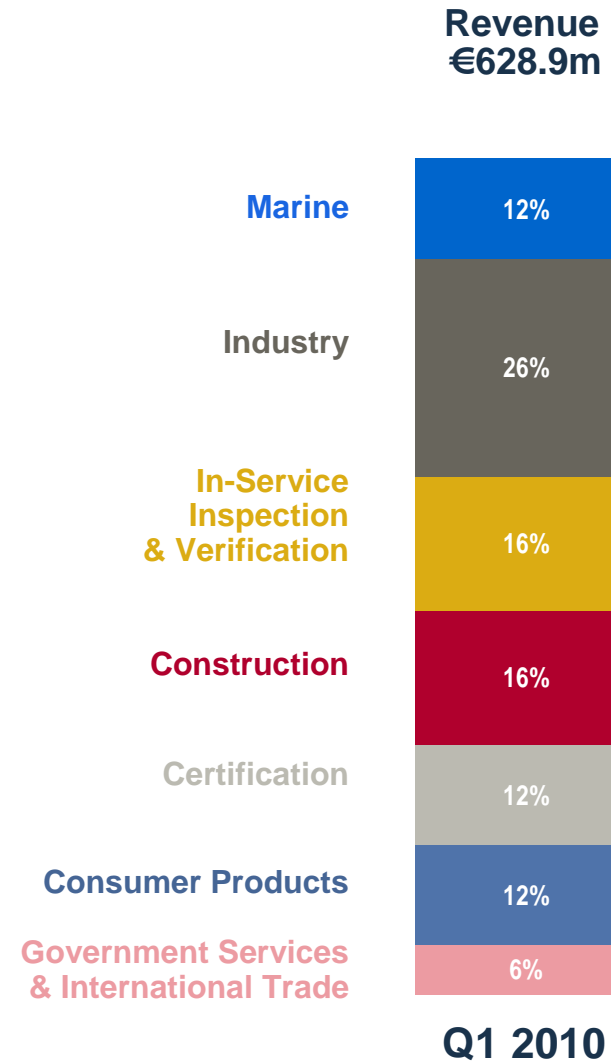
A global leader in conformity assessment and certification services in the areas of quality, health and safety, environment and social responsibility (QHSE)

Over 39,000 skilled employees

Seven global businesses providing a complete set of services:

Inspection, testing, audit, certification, risk management, outsourcing, consulting and training services

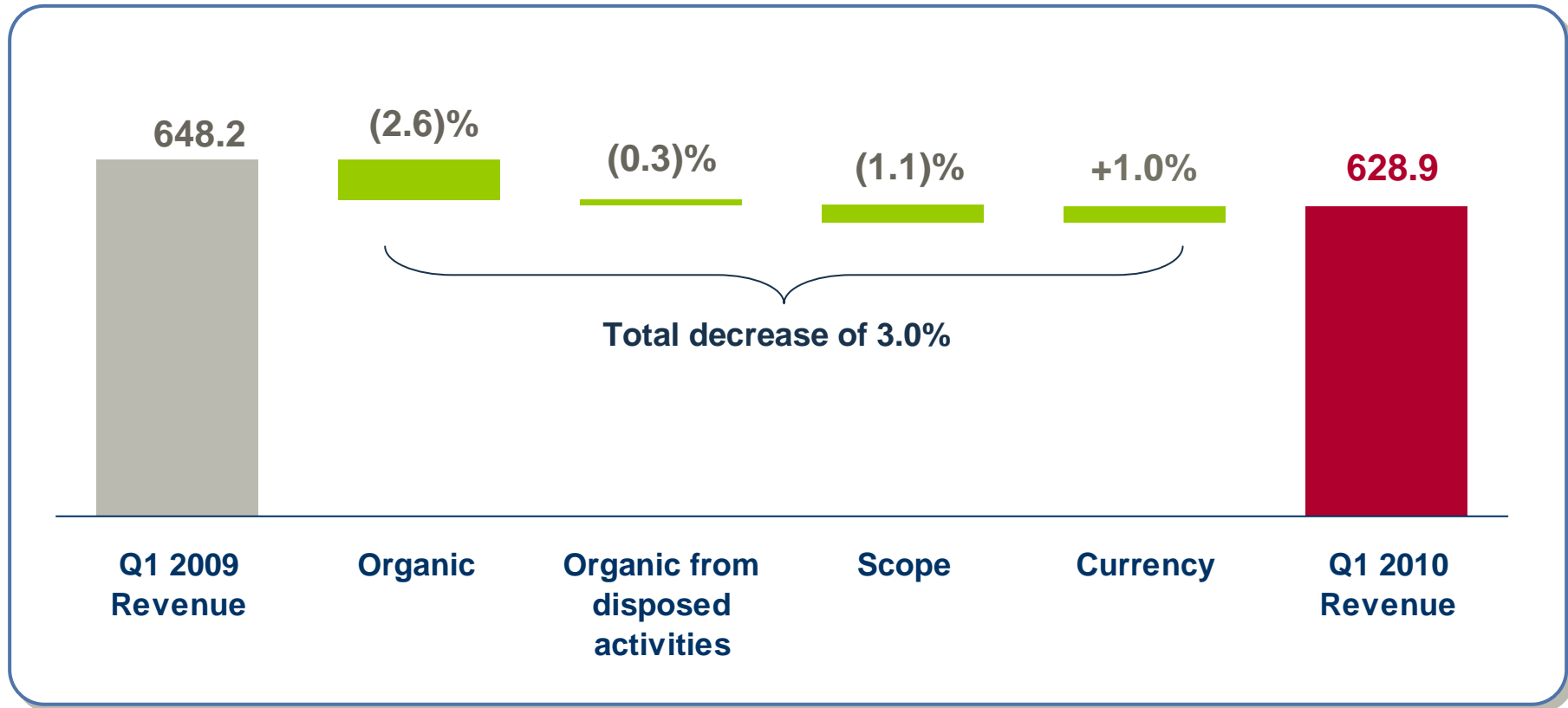
Servicing 370,000 customers across a wide range of end markets



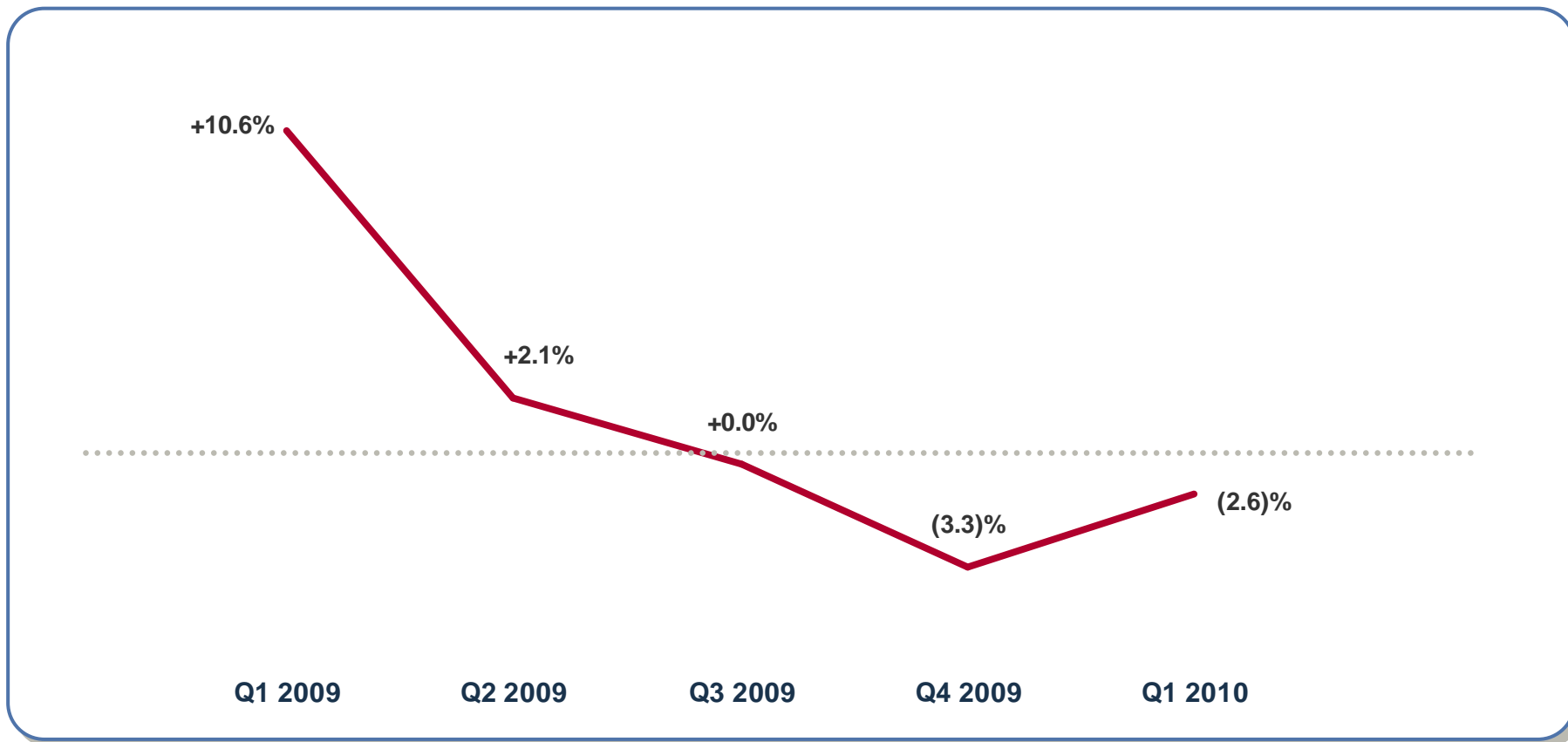
Q1 2010 revenue



(€m)



Quarterly organic evolution



Inflection point reached during Q1 2010



Business Review

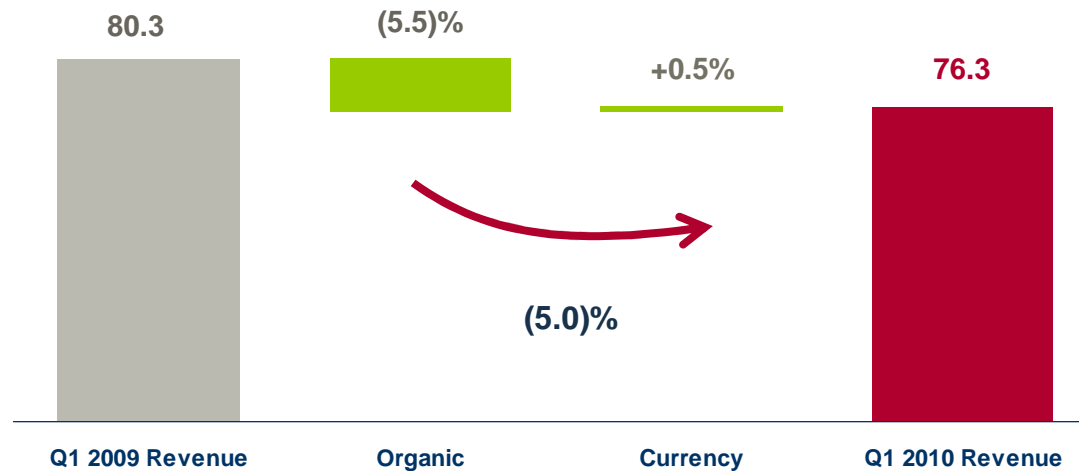
Frank Piedelièvre

Chairman & Chief Executive Officer



**BUREAU
VERITAS**

Move Forward with Confidence



New ships (55% of Q1 revenues)

Organic decrease of 12%

Freight rates improvement & decrease of ships prices lead to 7% increase y-o-y in new orders intake of GRT 1.5m (156 ships)

Order book down to GRT 29.8m (vs. GRT 31.0m at Dec. 31, 2009)

In-Service fleet (45% of Q1 2010 revenues)

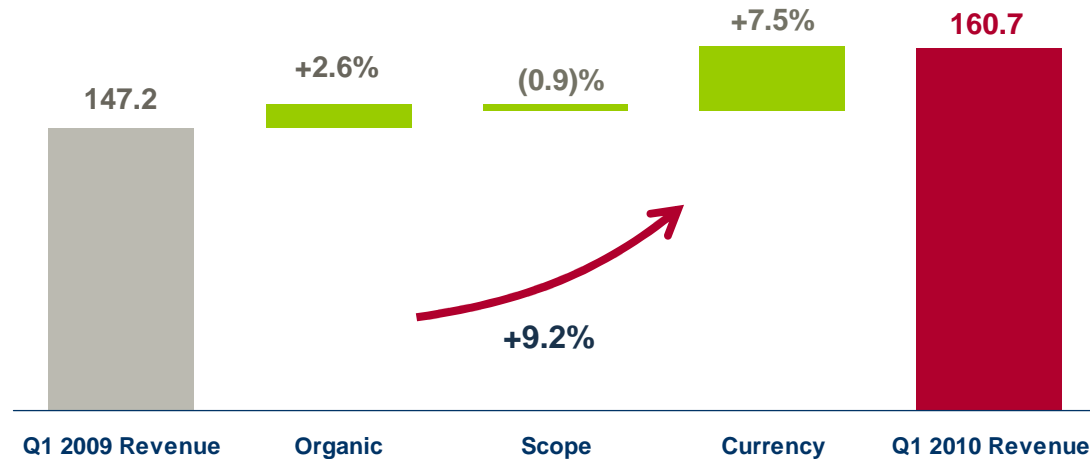
Organic growth of 4%

In-service fleet up 7.7% compared to March 31, 2009 to GRT 70.0m (9,052 ships)

2010 outlook

New construction: slowdown to continue over the year

Offshore initiative: numerous biddings and major third-party verification contract win for the Goliat project in the Barents sea



4.3% increase in inspection and certification revenue in the industry and energy production segments (Oil & Gas, power) including HSE activities

Large contracts wins in Oil and Gas and nuclear segments : in Argentina, in Chile, in Algeria, in Saudi Arabia, in China and in Spain.

Improvement in the minerals testing activities with a 6.0% decline compared to -20% in Q4 2009

Divestment of non core activities (US and Australia)

Strong positive currency impact linked to the evolutions of AUD and BRL

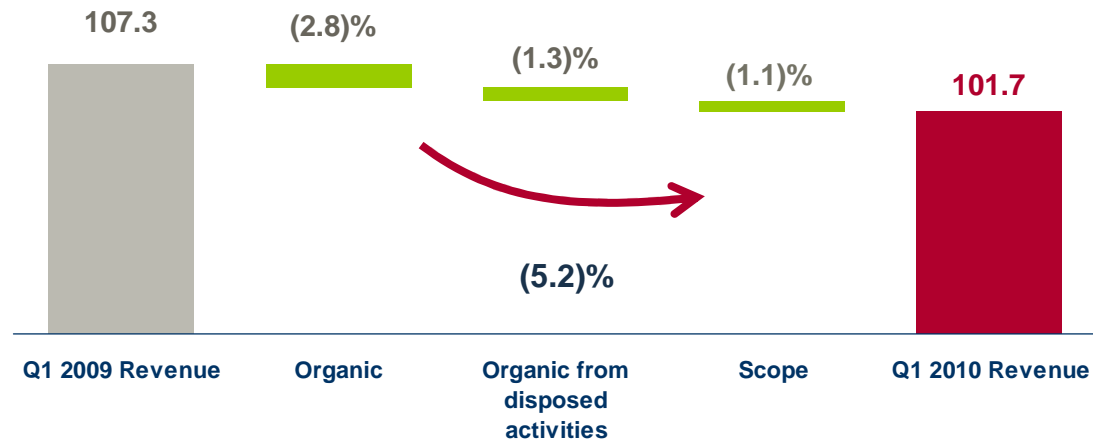
2010 outlook

High level of capex in the energy sector and growing opportunities in opex

Mining & Minerals: progressive recovery in Australia during Q2 and geographical expansion in Latin America and Africa



In-Service Inspection & Verification



Negative organic growth due to:

- Withdraw from the mass market portable electrical appliance inspection activity, in the UK
- Delays in renewals and start-up of major contracts in Spain
- Weather conditions in Europe and less working days in Q1 10 vs. Q1 09

France and the US well oriented

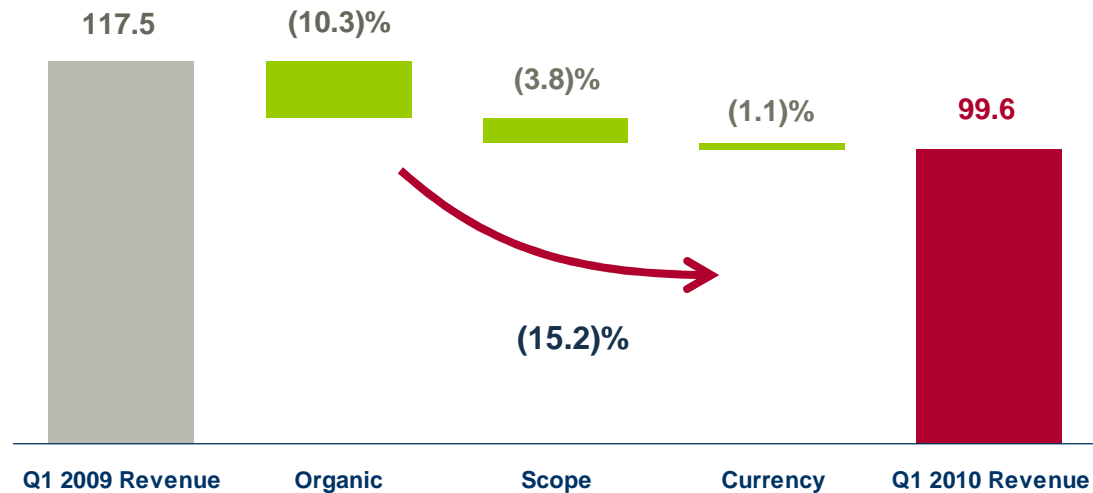
Divestment of non core HSE activities in Spain and UK

2010 outlook

- Progressive return to positive growth during H2
- New European regulations to increase scope of mandatory periodical inspections (HVAC)



Construction



Continuous drop in new construction projects in all geographies

Market contraction partially balanced by

- Further privatization in the US and Japan
- Growing momentum in green building services in Europe

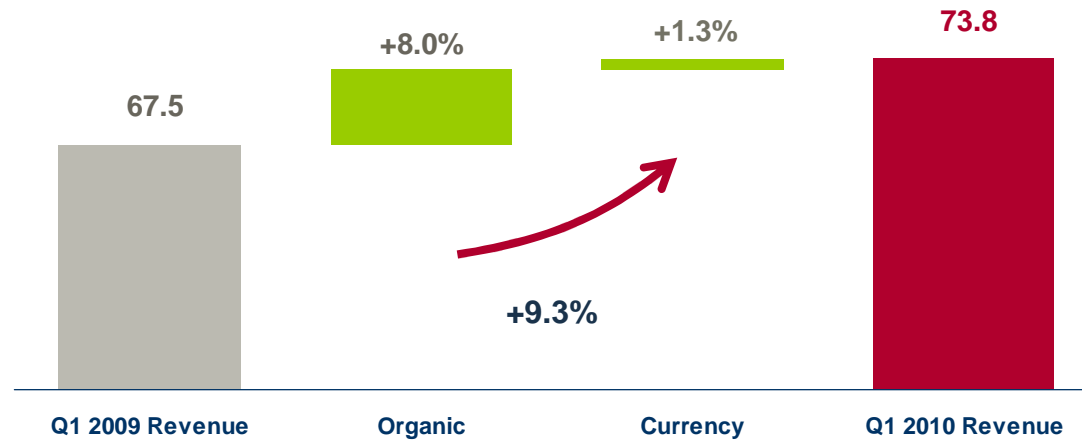
Divestment of commoditized Construction Material Testing services in the US and in the UK

2010 outlook

Trough should be hit end of Q2



Certification



Organic growth

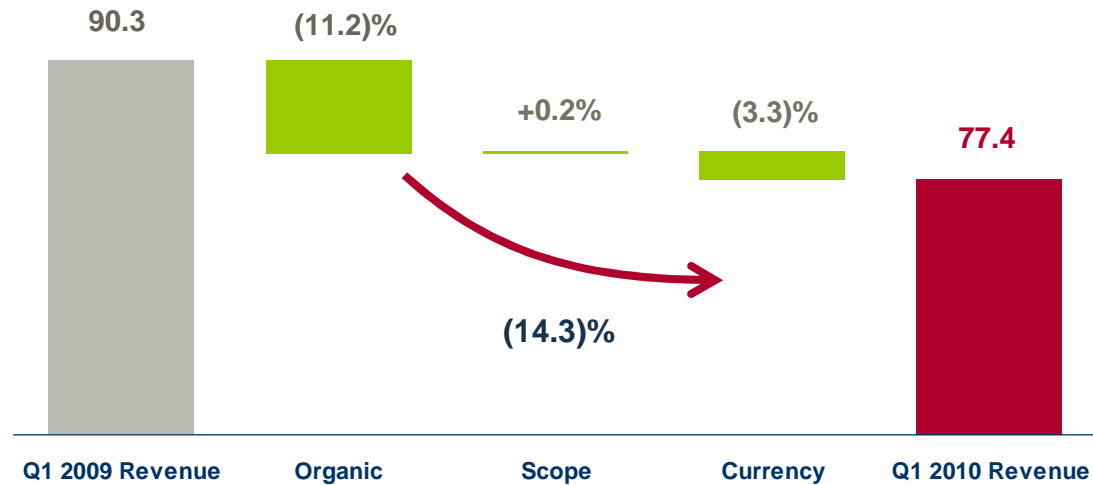
- Double digit growth in the BRIC countries
- Global international contracts

2010 outlook

Same trends expected over the full year



Consumer Products



-11.2% organic evolution due to high comps

One-off CPSIA inventory testing in Q1'09

Excluding CPSIA, Q1 growth was positive mainly due to E&E activities

Negative currency impact (vs. US and HK dollars)

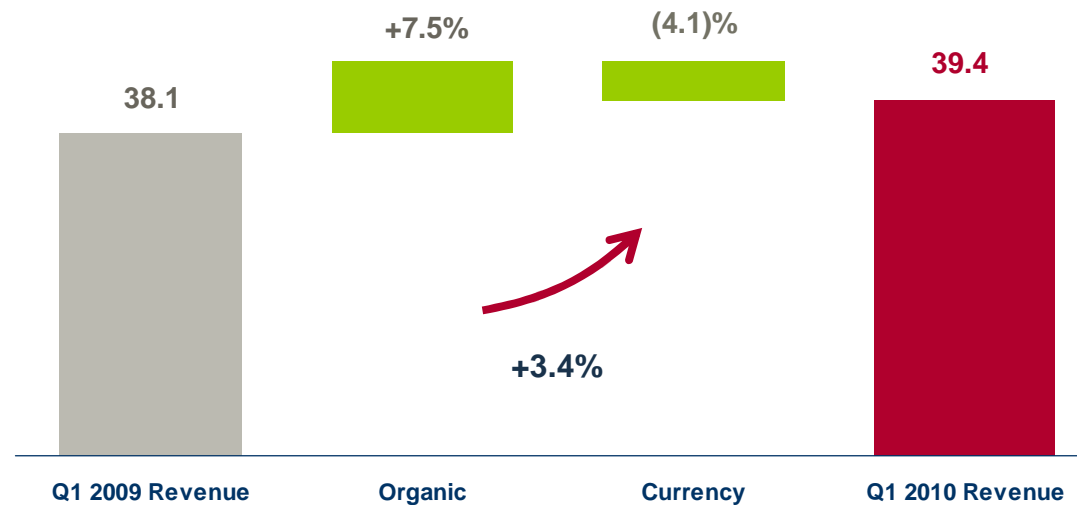
2010 outlook

High comps will progressively disappear

Growth expected in H2 with new opportunities materializing: furnishing, footwear and packaging in Asia and cosmetics in Europe



Government Services & International Trade



Organic growth

- Progressive return to growth of FOB value inspected in all existing contracts
- Algerian VOC contract ramp up
- Indonesian VOC contract scope expansion

2010 outlook

- Solid organic growth expected
- New contracts: Syria and Philippines



Outlook

Frank Piedelièvre

Chairman & Chief Executive Officer



**BUREAU
VERITAS**

Move Forward with Confidence

2010 Outlook confirmation



“Progressive return to **positive organic growth in H2 2010** when cyclical businesses stop decreasing

Maintain 2009 operating margin level thanks to renewed cost containment efforts and progressive deployment of new production IT tools

Continuous **high cash flow generation** allowing the Group to **actively reengage in sizeable acquisitions**”



Q&A





BUREAU
VERITAS

Move Forward with Confidence