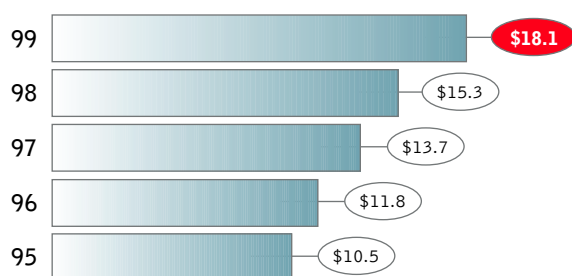


Financial Highlights

In millions, except per share

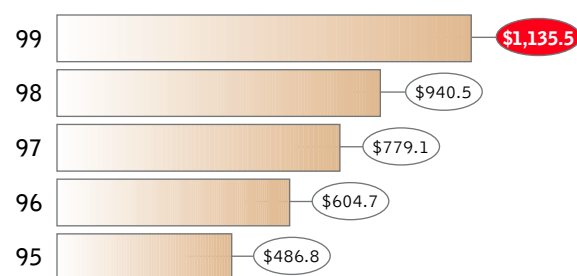
	1999	1998	% Change
Sales	\$18,098.3	\$ 15,273.6	18.5
Operating profit*	1,135.5	940.5	20.7
Net earnings*	635.1	510.1	24.5
Diluted earnings per common share*	1.55	1.26	23.0

Sales
(In Billions)



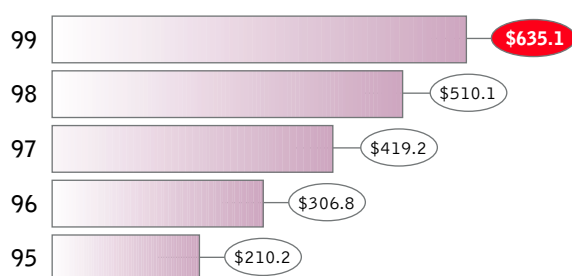
Five-year compounded annual growth rate **13.8%**

Operating Profit*
(In Millions)



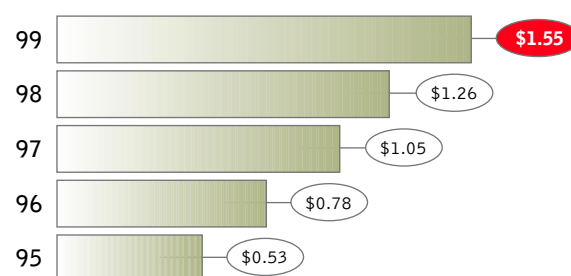
Five-year compounded annual growth rate **22.2%**

Earnings from Continuing Operations*
(In Millions)



Five-year compounded annual growth rate **27.9%**

Earnings Per Common Share from Continuing Operations*
(Diluted)



Five-year compounded annual growth rate **27.0%**

* Excludes the effect of the merger, restructuring and other nonrecurring charges that were recorded in 1998, 1997, 1996 and 1995. See page 41 for further information.