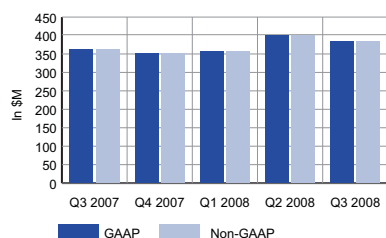


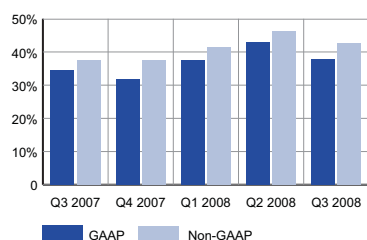
Investor Fact Sheet - Third Quarter Fiscal 2008

Quarter Ended March 29, 2008

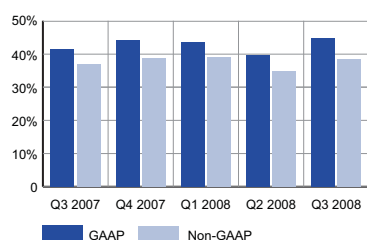
Net Revenue



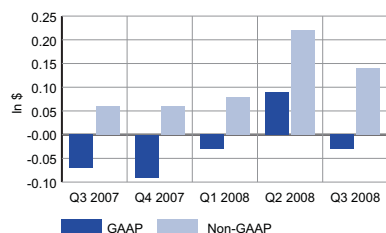
Gross Margin as a Percent of Revenue



Operating Expense as a Percent of Revenue



Diluted Earnings Per Share



About JDSU

JDSU is committed to enabling broadband & optical innovation in the communications, commercial and consumer markets. JDSU is the leading provider of communications test and measurement solutions and optical products for telecommunications service providers, cable operators, and network equipment manufacturers. Furthermore, JDSU is a leading provider of innovative optical solutions for medical/environmental instrumentation, semiconductor processing, display, brand authentication, aerospace and defense, and decorative applications. More information is available at www.jdsu.com.

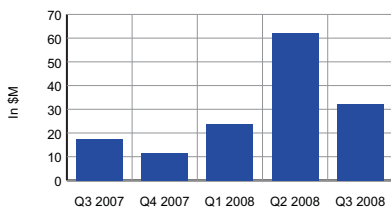
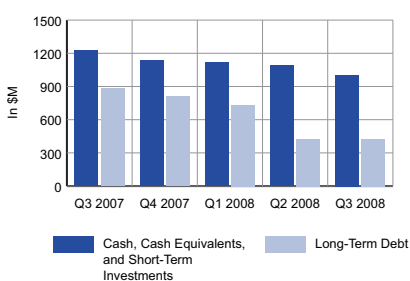
Key Points for Q3 2008

- Non-GAAP* net revenue of \$384.2 million decreased 3.8% compared with the previous quarter and grew 6.2% from Q3 2007. Gross margin was 42.6% compared with 46.3% in Q2 2008 and 37.6% in Q3 2007. Please see our footnote regarding the company's use of non-GAAP measures.
- The company had a GAAP net loss of \$0.03. On a non-GAAP basis, earnings per diluted share was \$0.14, marking our seventh consecutive quarter of non-GAAP profitability.
- The Optical Communications business segment delivered \$136.1 million in revenue, compared to \$129.7 million in Q2 2008. The business experienced a sequential revenue increase of almost 5% mainly due to increased shipments of agile optical network or AON technologies, which includes our ROADM products.
- The Communications Test & Measurement segment reported revenue of \$169.3 million, down 14% as compared to the prior quarter and up 1% as compared to Q3 2007. All 3 business units declined on a sequential basis. Lab and Production saw particular strength on a year-over-year basis.
- Advanced Optical Technologies reported revenue of \$55.8 million, representing growth of 12% compared to the prior quarter, and up 22% compared to Q3 2007.
- The Commercial Lasers and Photonic Power business reported revenue of \$23 million, up by 4% from Q2 2008 and down 6.5% compared to Q3 2007. This business continues to be impacted by lower demand from the semiconductor manufacturing customers.
- Americas' customers represented 52% of total non-GAAP net revenue. European and Asia-Pacific customers represented 29% and 19% of total non-GAAP net revenue, respectively.
- The Company held \$1,004.5 million in cash, cash equivalents, short-term investments and restricted cash at the end of the third quarter. The Company was free cash flow positive for the fifth consecutive quarter, generating more than \$31 million in free cash flow in the quarter.

*JDSU provides non-GAAP financial measures to supplement its consolidated financial statements presented in accordance with GAAP. These non-GAAP financial measures are intended to supplement the users' overall understanding of the Company's current financial performance and its prospects for the future, and are not intended to supersede or replace the Company's GAAP results. A detailed reconciliation of the GAAP results to the non-GAAP results is provided in the JDSU 2008 Third Quarter Announcement, available at www.jdsu.com/investors.

Adjusted EBITDA

(Earnings Before Interest, Taxes, Depreciation and Amortization)


Cash, Cash Equivalents, Short-Term Investments, and Long-term Debt

Statistics as of March 29, 2008

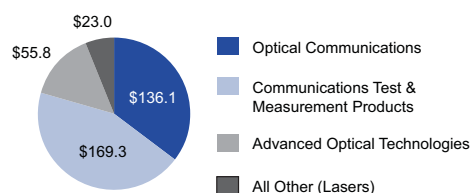
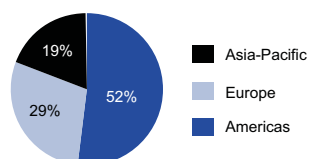
Exchanges	NASDAQ: JDSU / TSX: JDU
Company headquarters	Milpitas, CA, USA
52-week trading range	\$17.15-\$9.49
Shares outstanding (basic)	225.2 million
Shares outstanding (diluted)	230.9 million
Founded	1979
IPO	November 17, 1993
Headcount worldwide	6,817
Fiscal year ends	June 30

Results at a Glance

	Q3 2008	Q2 2008	Q3 2007
Non-GAAP Net Revenue	\$384.2M	\$399.2M	\$361.7M
Non-GAAP Net Income/(Loss)	\$31.2M	\$50.2M	\$12.3M
Non-GAAP EPS (diluted)	\$0.13	\$0.22	\$0.06

Non-GAAP Revenue by Segment as of 3/29/08

(\$ millions)


Revenue by Region as of 3/29/08


Certain statements in this presentation constitute forward-looking statements within the meaning of Section 27A of the Securities Act of 1934. "Forward-looking" statements are all statements made by us, other than those dealing specifically with historical matters and any statements we make about the conduct of our business or finances up to this moment. All other statements made by us are forward-looking statements which include any information provided on future business operations and guidance regarding our future financial performance. Actual results may differ materially from those projected in the forward-looking statements. Factors that could cause actual results to materially differ from those in the forward-looking statements are discussed in the Company's Securities and Exchange Commission Filings, particularly the risk factors section of our form 10-K for the year ended June 30, 2007 and in subsequent 10-Q documents.