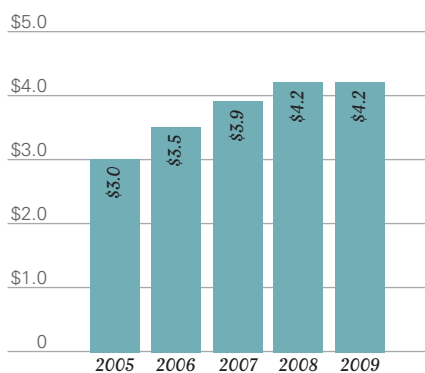


2009 Performance Highlights

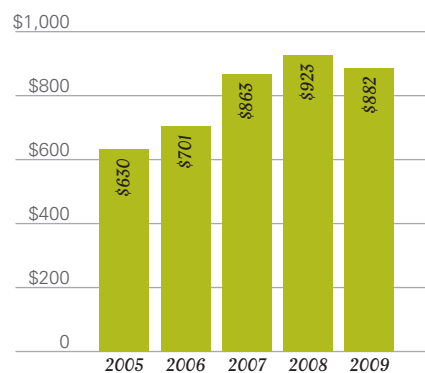
Operating Revenues

(in billions)



Cash Flows from Operating Activities

(in millions)



Service Revenues

(in billions)



Average Monthly Retail Service Revenue Per Unit

(in dollars)



Data Revenues

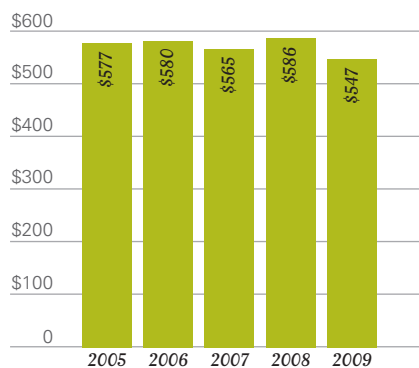
(in millions)

Average Monthly Retail Data Revenue Per Unit

(in dollars)

Capital Expenditures

(in millions)



Shares Repurchased

(in millions)

