

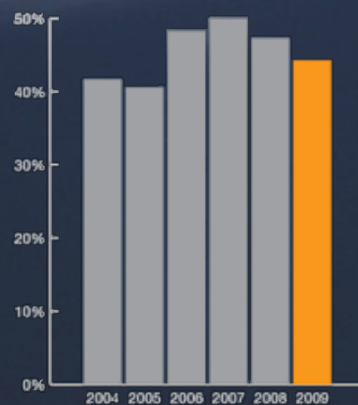
Financial Highlights

1 of 2

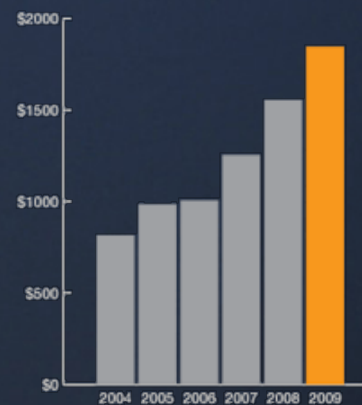
Total Revenue, Gross Margin, Average Selling Price



Total Revenue
(in millions U.S. \$)



Gross Margin
(percentage)

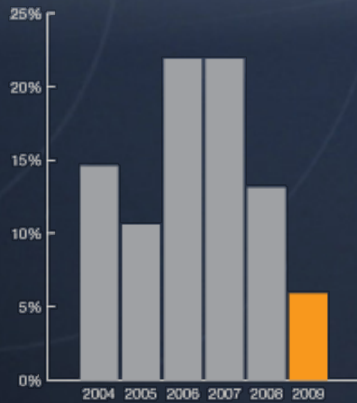


Average Selling Price
(in thousands U.S. \$)

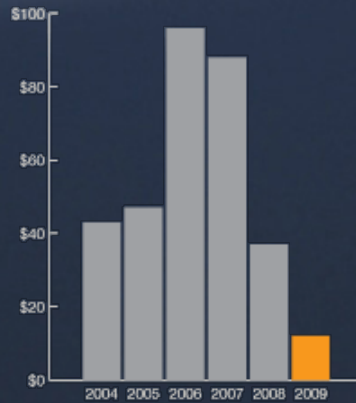
Financial Highlights

2 of 2

Operating Margin, Net Income, Diluted Earnings per Share



Operating Margin
(percentage)



Net Income
(in millions U.S. \$)



Diluted EPS
(in U.S. \$)