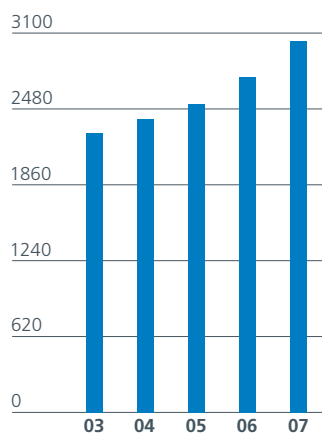


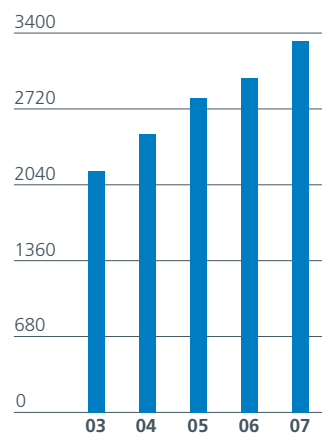
Financial Table of Contents

	Page
Ten-Year Summary of Selected Financial Data	18
Financial Review	20
Reports of Management	33
Reports of Independent Registered Public Accounting Firm	34
Consolidated Statements of Income	36
Consolidated Statements of Comprehensive Income	37
Consolidated Balance Sheets	38
Consolidated Statements of Cash Flows	39
Notes to Consolidated Financial Statements	40
Quarterly Data (unaudited)	62

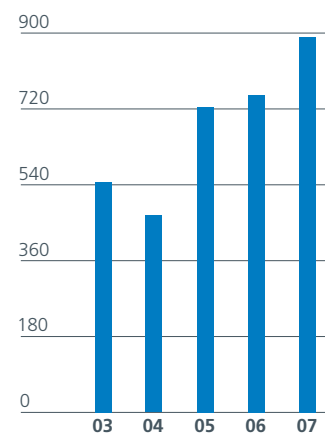
U.S. Revenues
(Millions of Dollars)



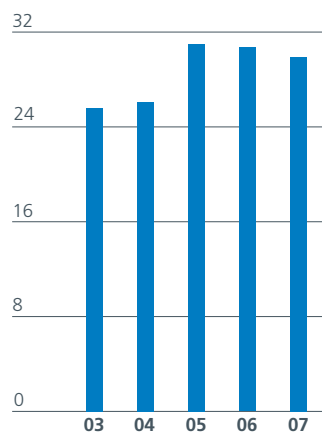
Non-U.S. Revenues
(Millions of Dollars)



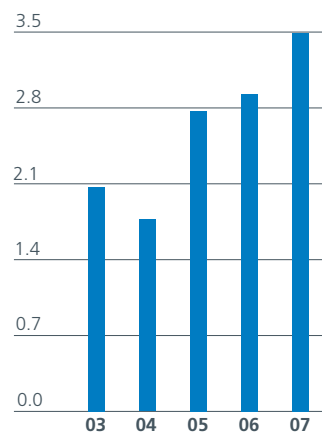
Net Income
(Millions of Dollars)



Return on Invested Capital
(Percent)



Earnings Per Share—Diluted
(Dollars)



Dividends Per Common Share
(Dollars)

