



CIBC Institutional Investor Conference
Russell Ball – Executive Vice President & CFO
January 21, 2010
Whistler, Canada

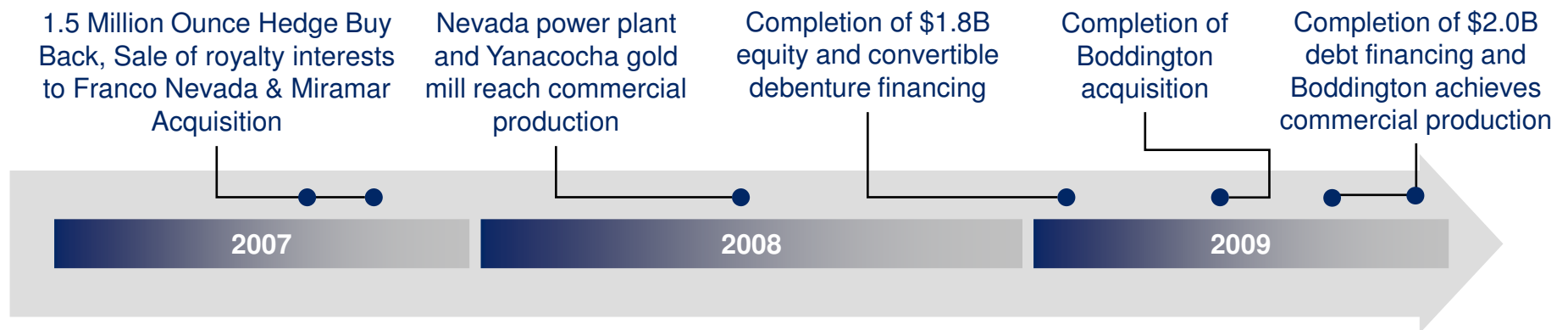
Cautionary Statement

This presentation contains “forward-looking statements” within the meaning of Section 27A of the Securities Act of 1933, as amended, and Section 21E of the Securities Exchange Act of 1934, as amended, which statements are intended to be covered by the safe harbor created by such sections and other applicable laws. Such forward-looking statements include, without limitation, (i) estimates of future mineral production and sales; (ii) estimates of future costs applicable to sales, other expenses and taxes, for specific operations and on a consolidated basis; (iii) estimates of future capital expenditures, construction, production or closure activities; (iv) statements regarding future exploration expenditures, results and reserves; (v) statements regarding fluctuations in availability of capital or in relevant commodity and currency markets; (vi) statements regarding potential cost savings, productivity, financial or operating performance; (vii) expectations regarding the timing of acquisitions or divestitures; and (viii) expectations regarding the ramp-up, design, mine life, production and costs applicable to sales and exploration potential of the Boddington project and other projects and operations. Where the Company expresses or implies an expectation or belief as to future events or results, such expectation or belief is expressed in good faith and believed to have a reasonable basis. However, forward-looking statements are subject to risks, uncertainties and other factors, which could cause actual results to differ materially from future results expressed, projected or implied by such forward-looking statements. Such risks include, but are not limited to, gold and other metals price volatility, currency fluctuations, increased production costs and variances in ore grade or recovery rates from those assumed in mining plans, political and operational risks in the countries in which we operate, and governmental regulation and judicial outcomes. For a more detailed discussion of such risks and other factors, see the Company’s 2008 Annual Report on Form 10-K, filed on February 19, 2009, with the Securities and Exchange Commission, and its other SEC filings. The Company does not undertake any obligation to release publicly revisions to any “forward-looking statement,” to reflect events or circumstances after the date of this news release, or to reflect the occurrence of unanticipated events, except as may be required under applicable securities laws.

Strategy

Positioned to Execute our Strategic Plans

- ✓ Operations are performing well, meeting or exceeding expectations
- ✓ Completed major projects with commercial production achieved at Yanacocha gold mill, Nevada power plant and Boddington
- ✓ Refocused portfolio with sale of royalty interests to Franco Nevada
- ✓ Consolidated AngloGold's 1/3 interest in Boddington and raised \$1.8B in capital to finance the consolidation and fund development while ramp-up continues
- ✓ Next phase of growth in place through continued progression of Nevada growth, Akyem, Conga and Hope Bay projects



Asia Pacific Australia – Boddington (100%)

Boddington Achieves Commercial Production

- Large open pit mine in Western Australia, 130km southeast of Perth
- At full capacity, Boddington will be Australia's largest gold mine
- The Boddington deposit is located in the highly prospective Saddleback Greenstone belt

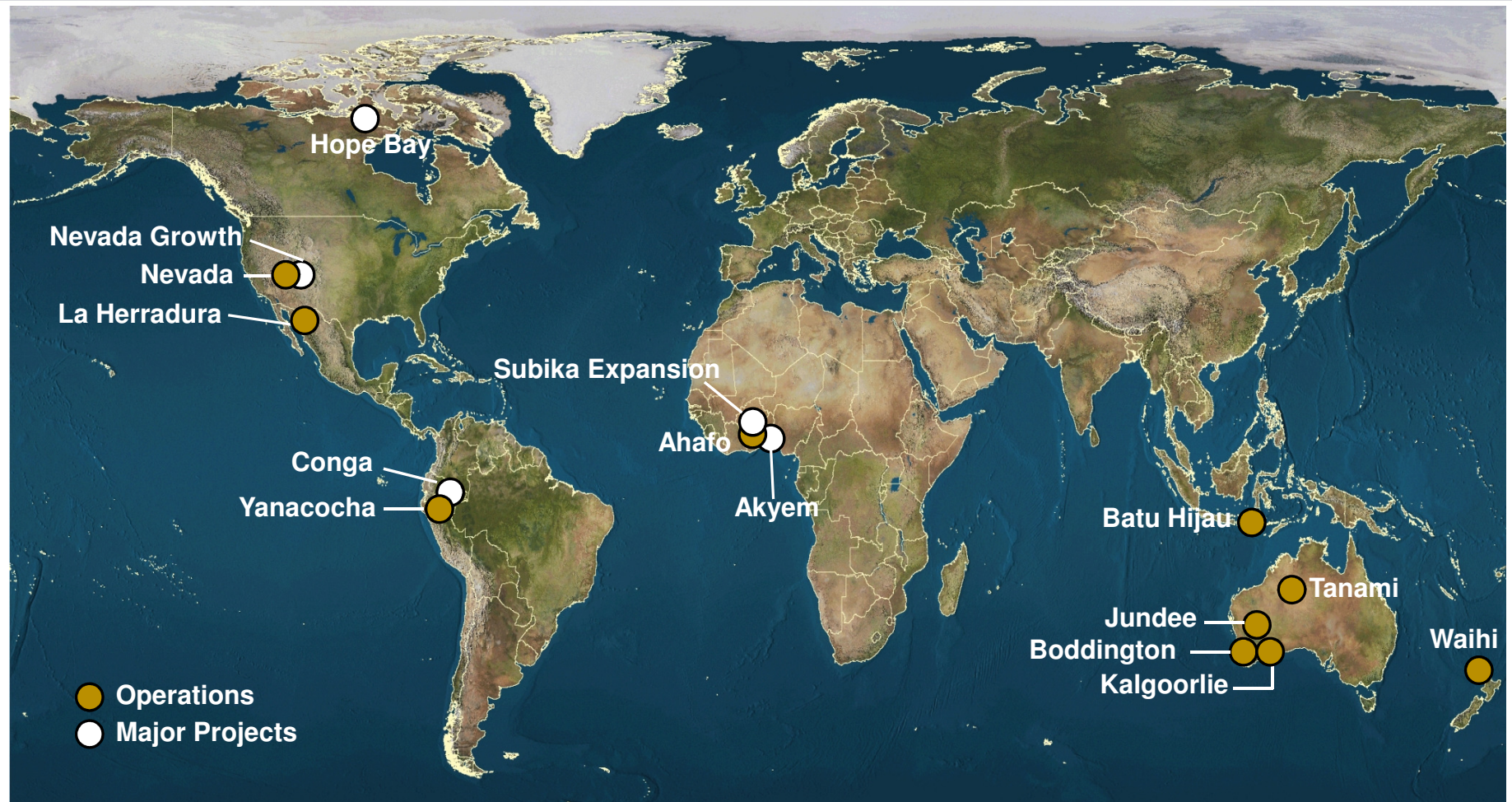
Reserves:	20.1 Moz
Average Prod: (1 st full five years)	Au: ~1 Moz/year
Average CAS ⁽¹⁾ : (1 st full five years)	\$300/oz
First Gold Pour:	September, 2009
Commercial Production Achieved:	November 19, 2009
Life of Mine:	+24 years

⁽¹⁾ Net of copper by-product credits



Growth Strategy

~\$4 Billion Investment to Develop ~36 Million Ounces



North America Nevada Growth Leveraging Expertise and Infrastructure in Nevada

Nevada Growth (Pre-Stage Gate to Stage 3)

- Several projects containing up to 4 - 7 Moz, primarily comprised of new reserves
 - Projects include: Gold Quarry
West Wall, Greater Leeville/Turf,
and Emigrant
- Leverages existing infrastructure at competitive operating costs
- Continuing to advance projects through various stages
- Potential to extend mine life and develop new mining areas
- Significant additional exploration potential



North America Hope Bay (100%)

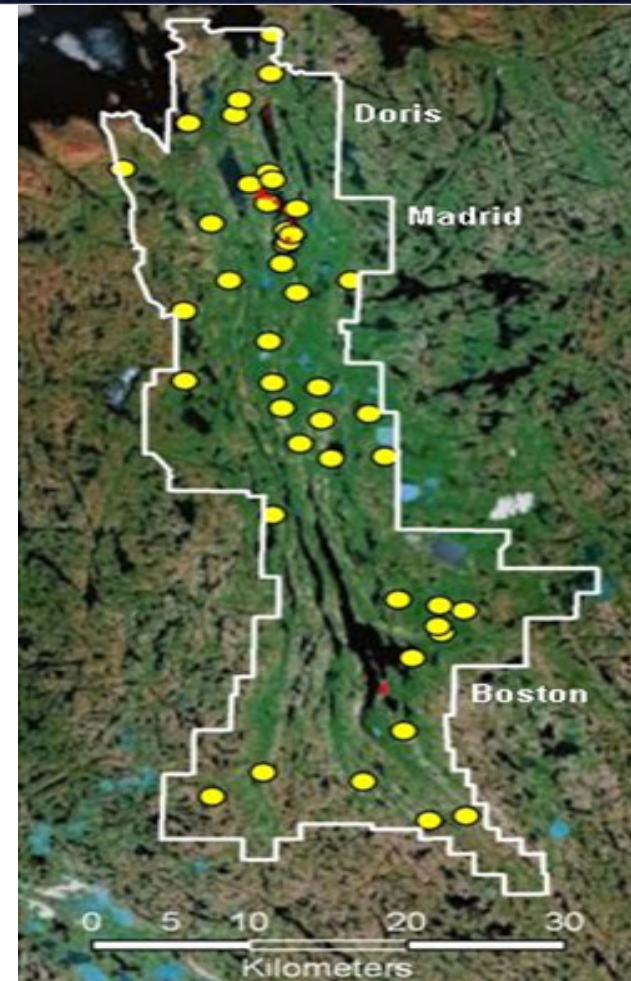
Hope Bay, Stage 2

Background

- Current target of 4 - 9 Moz in an 80km Greenstone belt in AAA rated country.

Status

- Identified 45 targets across 80km greenstone belt.
- Positive drill results in 2009.
 - 6 of 6 targets tested had positive results.
- Identified significant extensions to previously known mineralization at Doris and Madrid.
- Advancing decline in 2010



South America Conga (51.35%)

Conga, Stage 4

Background⁽¹⁾

- Growing the portfolio through the development a Gold/ Copper porphyry district located 29km east of Yanacocha

Reserves:	~11.8 Moz Au; ~3.2 Blbs Cu
Average Prod: (1 st five years)	Au 650 - 750 koz/year Cu 160 - 210 Mlb/year
Average CAS: (1 st five years)	Au \$300 - \$400/oz ⁽³⁾ Cu \$0.95 - \$1.25/lb ⁽³⁾
First Production:	Late 2014 – 2015 ⁽²⁾
Initial Capex:	\$2.5 - \$3.4B ⁽²⁾⁽⁴⁾
Life of Mine:	+20 years with significant reserve expansion potential

Status

- Gate 4 decision expected Q4 2010

(1) All figures are based on a 100% equity interest; Newmont's current interest is 51.35%

(2) Assumes permits received by end of 2010

(3) All figures are unescalated and based upon current business plan assumptions. Allocation of CAS based on co-product accounting

(4) Excluding capitalized interest and sunk costs



Africa Akyem (100%)

Akyem, Stage 3

Reserves:	7.66 Moz Au
Average Prod: (1 st five years)	480 - 550koz/year
Average CAS: (1 st five years)	\$350 - 450/oz ⁽¹⁾
First Production:	Late 2013 – 2014 ⁽²⁾
Initial Capex:	\$0.7 – \$1.0B ⁽³⁾
Life of Mine:	~15 years

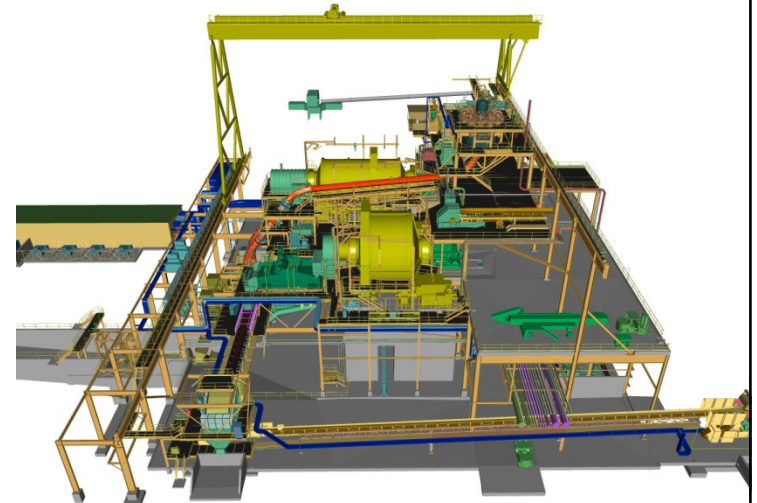
Status

- EIS approved
- Working to obtain Mining Lease from Government of Ghana
- Ready to commence Stage 4 activities pending Mining Lease finalization and related permits
- Continuing to optimize resource definition

⁽¹⁾ All figures are unescalated and based upon current business plan assumptions

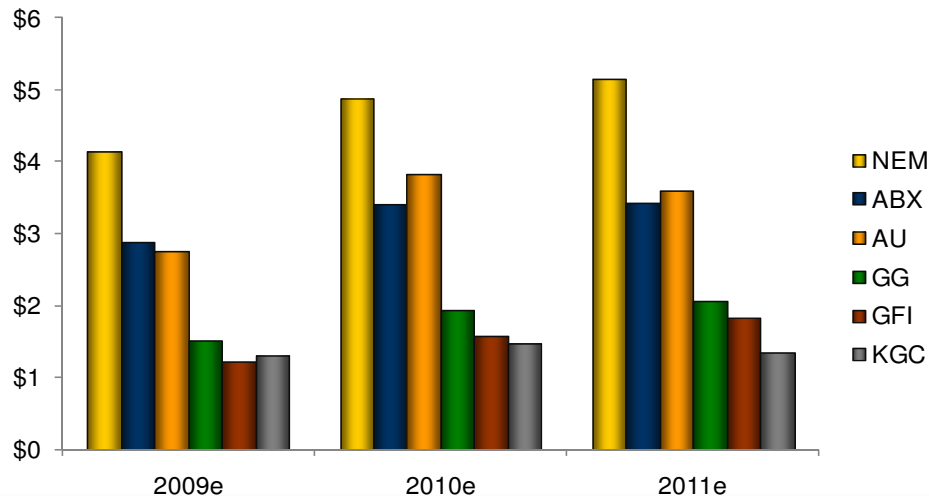
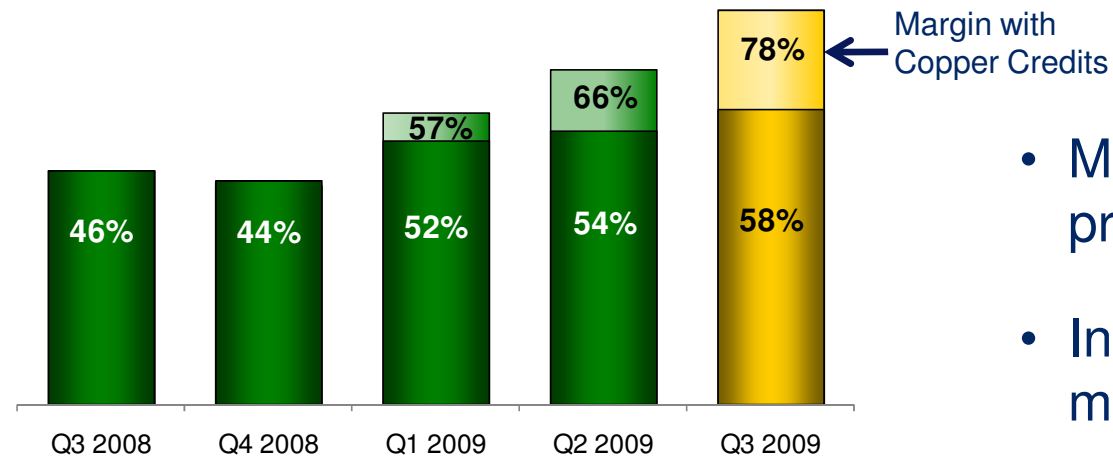
⁽²⁾ Assumes mining lease received and development decision made by mid 2010

⁽³⁾ Excluding capitalized interest and sunk costs



Model of Grinding Circuit

Profitable Cost Containment Leading to Margin Expansion and Cash Flow

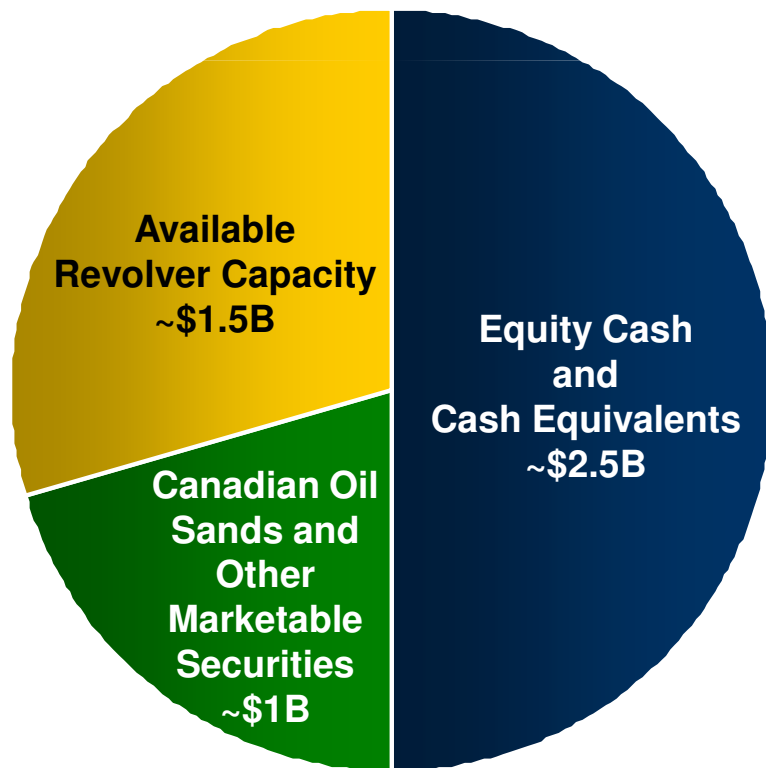


- Margin growth from unhedged production and cost control
- Increased gold operating margin to 58% in Q3 2009
- Increased gold operating margin by 41% since Q3 2008 on 11% increase in gold price
- Highest projected cash flow per share⁽¹⁾ among peer group

⁽¹⁾ Source: Reuters' consensus as of October 19, 2009

Sustainable Liquidity and Cash Flow Generation to Fund Growth

~\$5B Available Liquidity ⁽¹⁾



Potential Annual Re-investable Cash Flow ⁽²⁾

Gold Price (\$/ounce)	\$1,025
Gold CAS (\$/ounce)	<u>(\$425)</u>
Gold Margin (\$/ounce)	\$600
Copper Credit (\$/ounce)	<u>\$100</u>
Gross Operating Margin	\$700
Other Expenses ⁽³⁾ (\$/ounce)	<u>(\$130)</u>
Earnings After Interest	\$570
Effective Tax Rate of 29% (\$/ounce)	<u>(\$165)</u>
Re-investable cash (\$/ounce)	\$405
Equity Gold Sales (Million)	<u>5.2</u>
Re-investable Cash Flow	~\$2.1B

⁽¹⁾ As of September 30, 2009

⁽²⁾ Assumes mid point of 2009 outlook continues through 2010

⁽³⁾ Other Expenses: Exploration, G&A, Advanced Projects R&D, Interest

Why Newmont Passionately Pursuing Excellence

- 100% unhedged production, exposure to rising metal prices
- Energized management team
- Focus on cost discipline and operational execution provides significant leverage to gold price and cash flow generation
- Geo-politically diversified with production on five continents
- Robust project pipeline combined with regional opportunities provide foundation for growth
- Strong balance sheet, investment grade rating, liquid stock included in the S&P 500 index
- Third Consecutive Year on the Dow Jones Sustainability World Index

Sustainable, Responsible, and Profitable