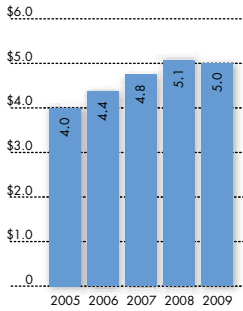


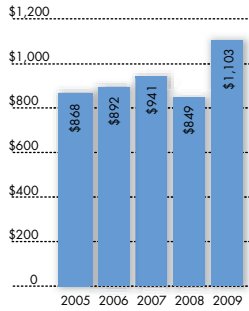
# FINANCIAL HIGHLIGHTS

## TDS Consolidated

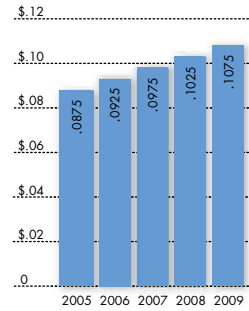
**Operating Revenues**  
(in billions)



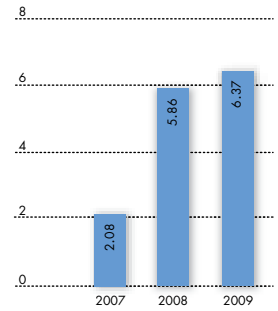
**Cash Flows from Operating Activities**  
(in millions)



**Quarterly Dividend Per Share of Common Stock**  
(in dollars)



**Shares Repurchased**  
(TDS Common and Special Common)  
(in millions)

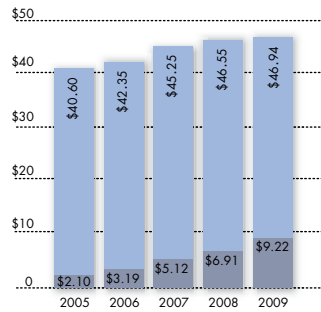


## U.S. Cellular

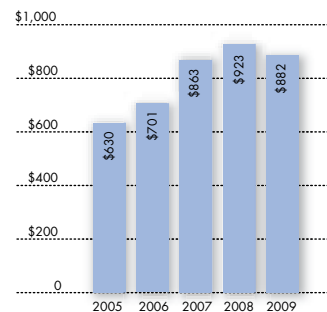
**Service Revenues**  
(in billions)



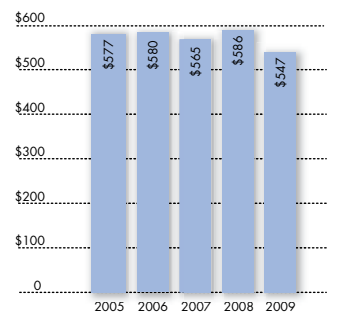
**Average Monthly Retail Service Revenue Per Unit**  
(in dollars)



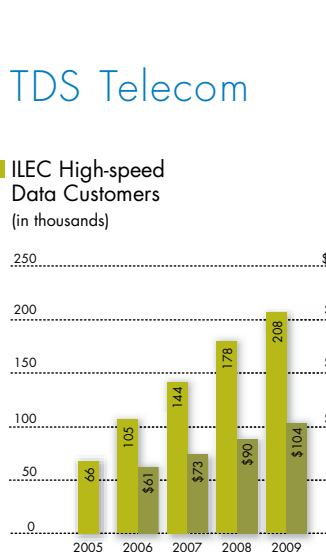
**Cash Flows from Operating Activities**  
(in millions)



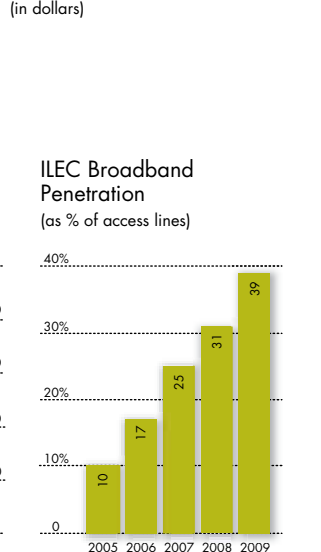
**Capital Expenditures**  
(in millions)



**Data Revenues**  
(in millions)

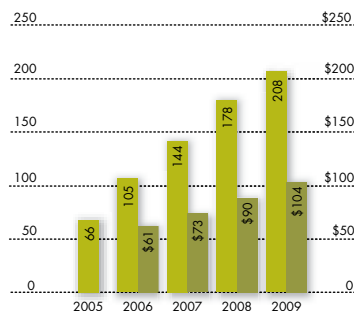


**Average Monthly Retail Data Revenue Per Unit**  
(in dollars)

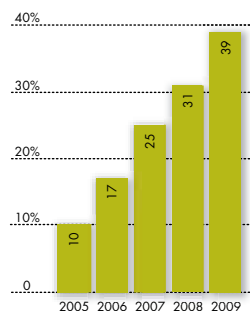


## TDS Telecom

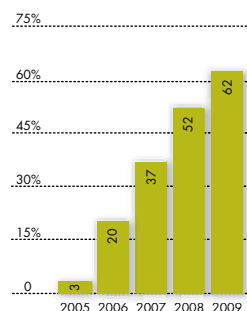
**ILEC High-speed Data Customers**  
(in thousands)



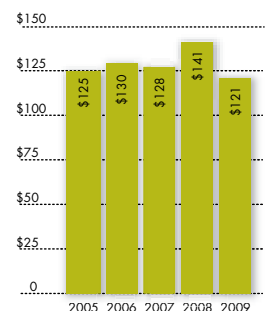
**ILEC Broadband Penetration**  
(as % of access lines)



**ILEC Customers with >3 Mbps Speeds**  
(as % of broadband customers)



**Capital Expenditures (ILEC/CLEC)**  
(in millions)



**ILEC Data Revenues\*** (in millions) \*Not reported in 2005