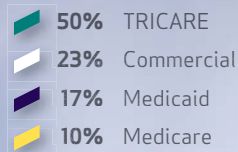
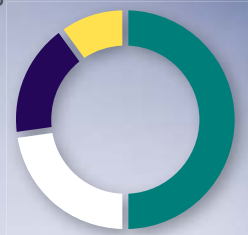


Financial Highlights

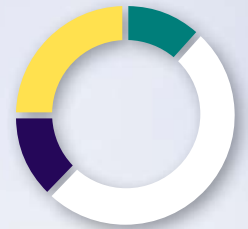
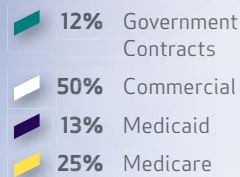
HEALTH NET MEMBERSHIP (As of December 31, 2011)




5,966,000 Total



HEALTH PLAN SERVICES PREMIUMS AND GOVERNMENT CONTRACTS REVENUE CONTRIBUTION (As of December 31, 2011)



TOTAL REVENUES (In billions)



DEBT-TO-TOTAL CAPITAL RATIO (As of December 31)

