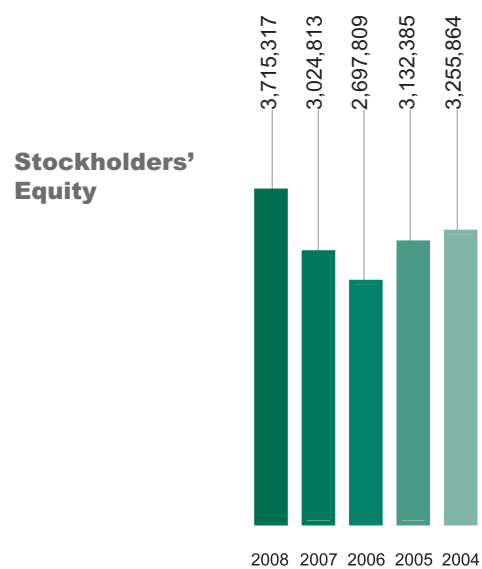
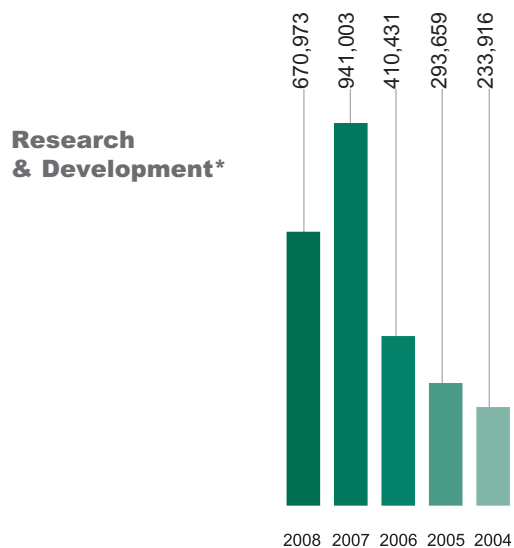
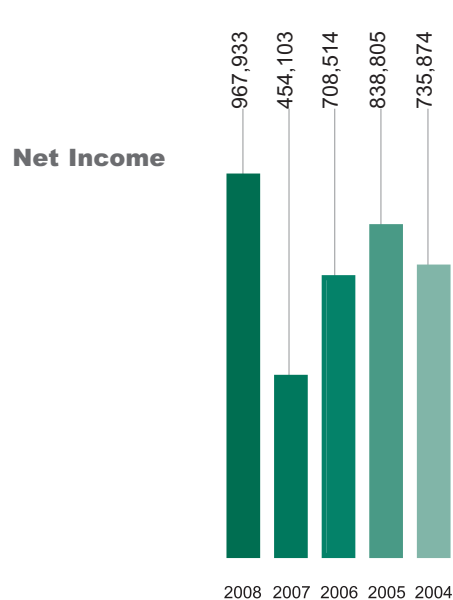
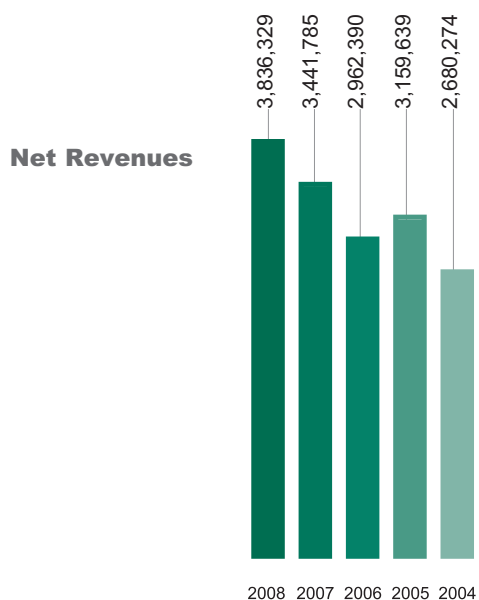


## Financial Highlights



\*Includes a one-time charge of \$476,000 related to the Cerexa acquisition

### Fiscal Year Ended March 31,

(In thousands, except per share data)

	2008	2007
Net revenues	\$3,836,329	\$3,441,785
Income before income tax expense	1,210,397	708,844
Income tax expense	242,464	254,741
Net income	967,933	454,103
Earnings per common and common equivalent share—diluted	\$3.06	\$1.41
Weighted average number of common and common equivalent shares outstanding—diluted	316,133	322,781