

we generate what's next<sup>sm</sup>



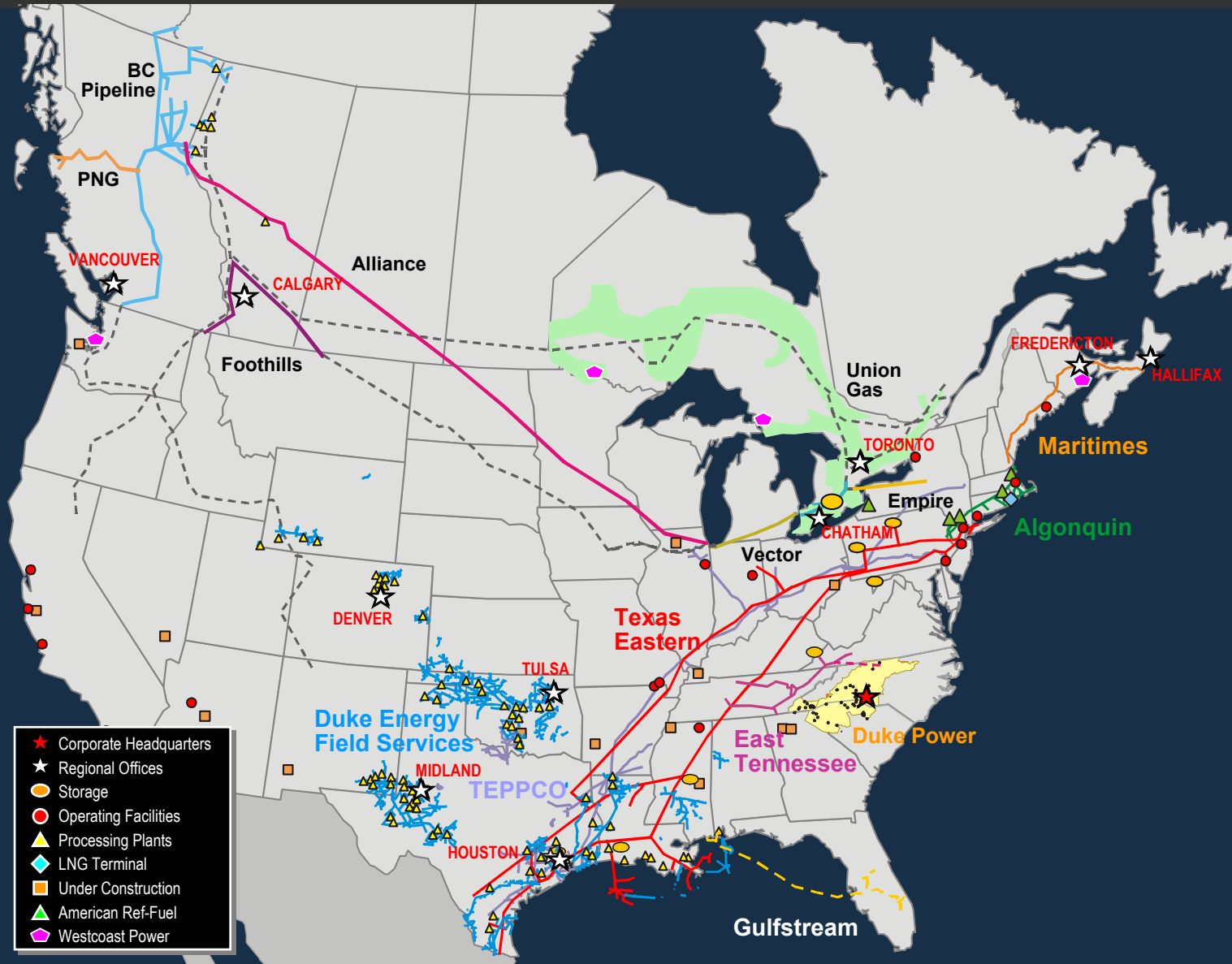
# *AGA Financial Forum*

Boca Raton, Florida  
May 7, 2002

**Dorothy M Ables**  
*Sr Vice President,  
Finance & Administration & CFO*  
Duke Energy Gas Transmission



# Duke Energy's North America Operations



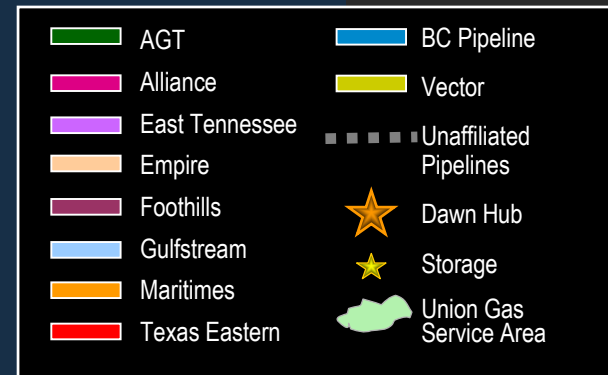
- ★ Corporate Headquarters
- ★ Regional Offices
- Storage
- Operating Facilities
- ▲ Processing Plants
- ◆ LNG Terminal
- Under Construction
- ▲ American Ref-Fuel
- ◆ Westcoast Power

Electric Operations	
No. of Customers	2 MM
Gen. Capacity	19,862 MW
Distribution Lines	74,200 mi
Transmission Lines	12,700 mi
Natural Gas	
Transmission Deliveries	2.6 Tcf
Distribution Deliveries	1.3 Tcf
Gathered/Processed	8.8 Bcf
Storage	241 Bcf
Miles of Transmission Pipe	18,900
Miles of Gathering Pipe	58,700
Miles of Distribution Pipe	16,500
Processing Plants	84
NGLs Produced	400 MBbls/d
NGLs & Crude Transported	88 MBbls/d
Energy Marketing	
Gas Marketed	13.8 Tbtu/d
Power Marketed	335,210 GWh
Unregulated Electric Gen.	
Gen. Capacity	8,000 MW

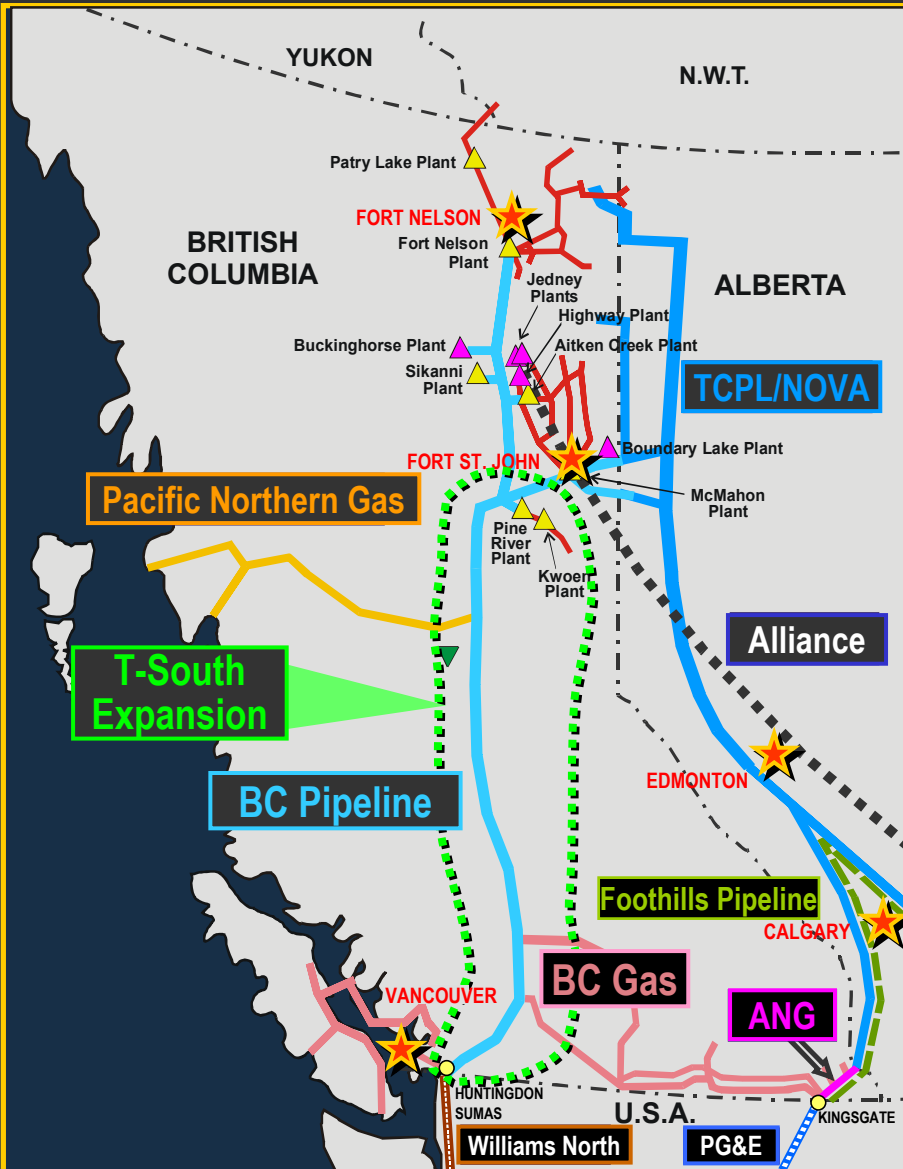
# Why Westcoast Energy?

- A major step (US \$8.5 billion) in Duke Energy's growth and evolution
- An industry leader in North America
- A company we respected and knew well
- Excellent operational and strategic fit
- Combination realizes growth potential, synergies and cost savings
- Strategic supply position

# DEGT North America Gas Transmission System



# British Columbia Growth Initiatives



**T – South Expansion**

Capacity 200 MMcf/d  
 In-Service November 1, 2003  
 Ownership 100%

**DEGT**

- BC Pipeline Mainline
- Raw Gas Transmission
- Regulated Gas Processing Plants
- WGSU Unregulated Processing Plants
- Sulphur Products
- Pacific Northern Gas
- Alliance
- Foothills

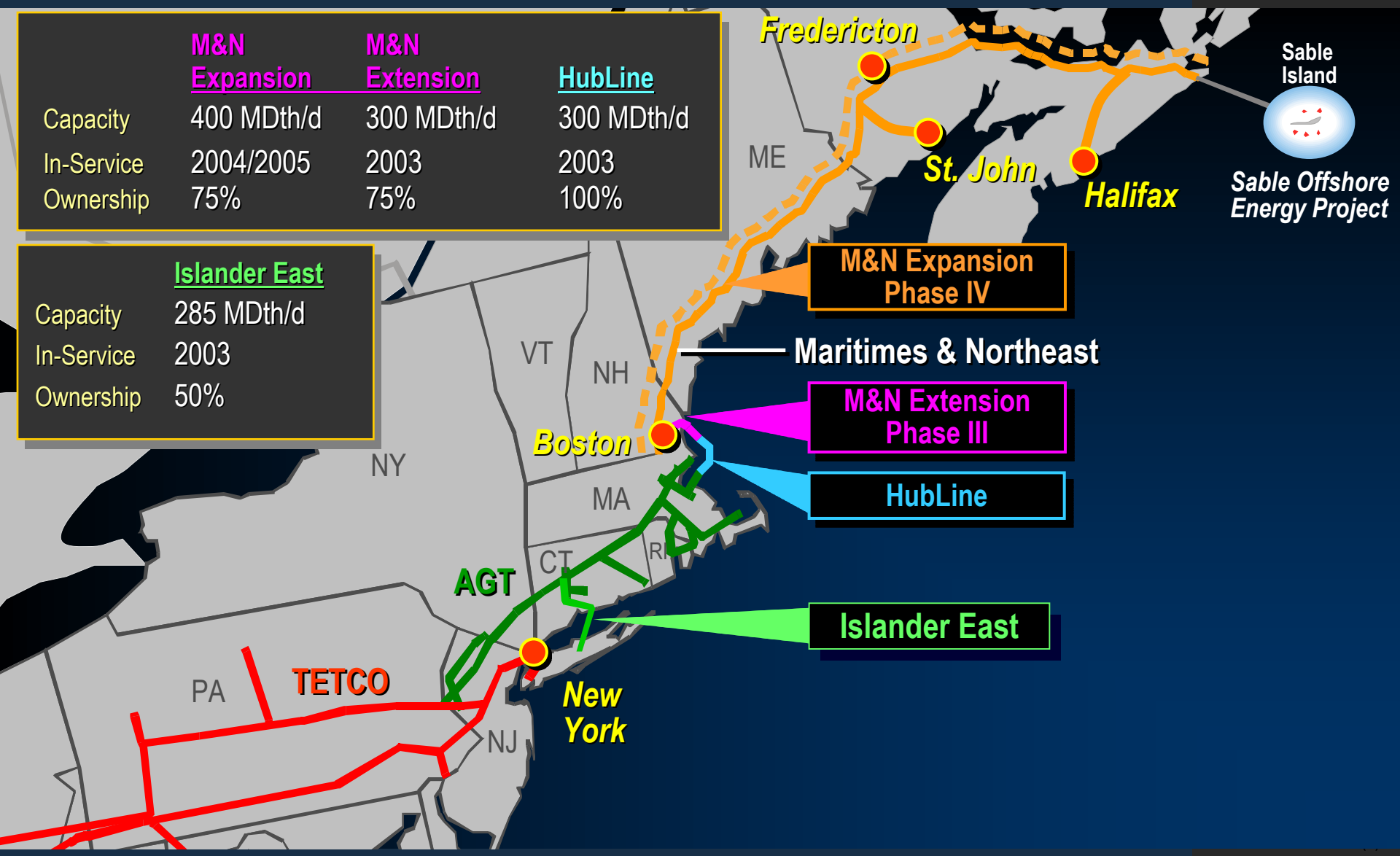
**Non-Affiliated Pipelines**

- Williams West
- BC Gas Utility
- TCPL/NOVA
- Alberta Natural Gas
- PG&E GT-NW

# Northeast Growth Initiatives

	<u>M&amp;N Expansion</u>	<u>M&amp;N Extension</u>	<u>HubLine</u>
Capacity	400 MDth/d	300 MDth/d	300 MDth/d
In-Service	2004/2005	2003	2003
Ownership	75%	75%	100%

	<u>Islander East</u>
Capacity	285 MDth/d
In-Service	2003
Ownership	50%



**Fredericton**  
**St. John**  
**Halifax**  
 Sable Island  
 Sable Offshore Energy Project

**M&N Expansion Phase IV**

**Maritimes & Northeast**

**M&N Extension Phase III**

**HubLine**

**Islander East**

**Boston**

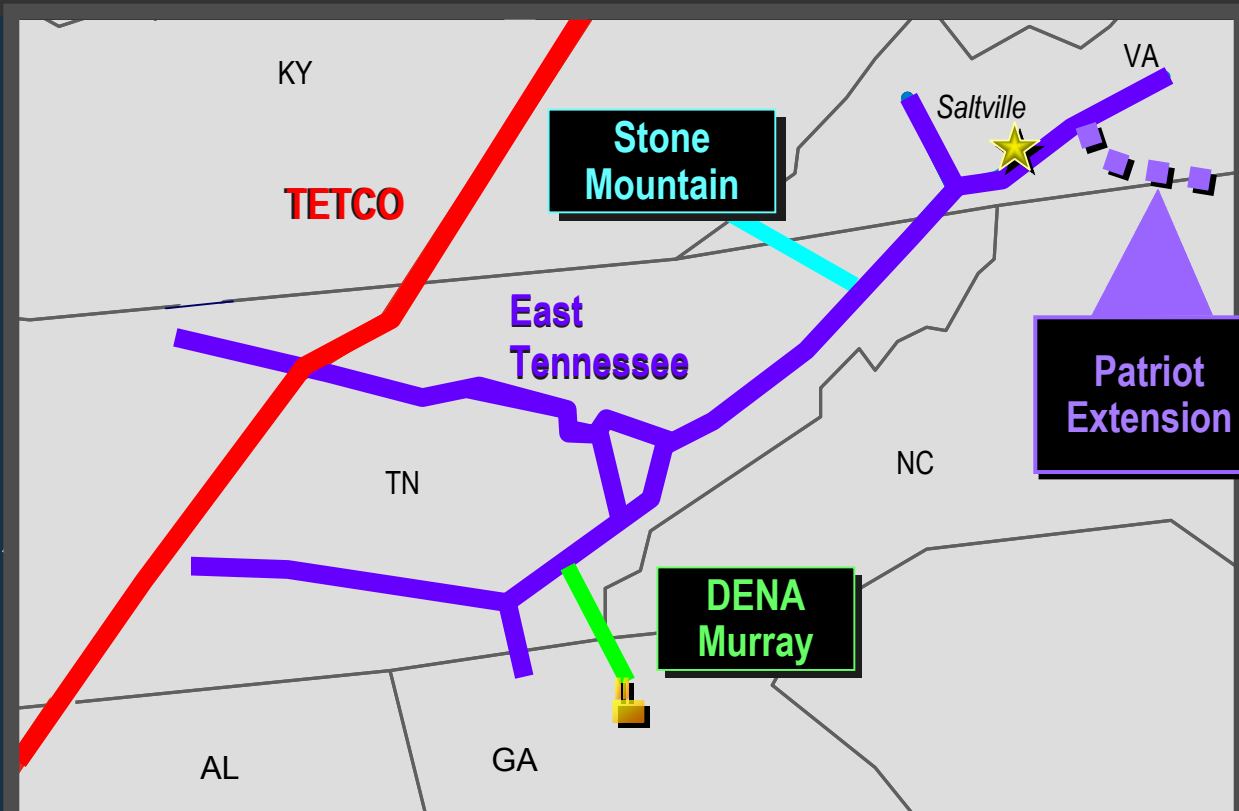
**New York**

**AGT**

**TETCO**

VT NH MA CT RI PA NJ

# Southeast Growth Initiatives



	<u>Patriot</u>	<u>Stone Mountain</u>	<u>DENA Murray</u>
Capacity	510 MDth/d	40 MDth/d	166 MDth/d
In-Service	2003	2001	2002

# Florida Growth Initiatives



<b>Gulfstream</b>	
Capacity	1.1 Bcf/d
In-Service	June 2002
Ownership	50%

# Storage Growth Initiatives

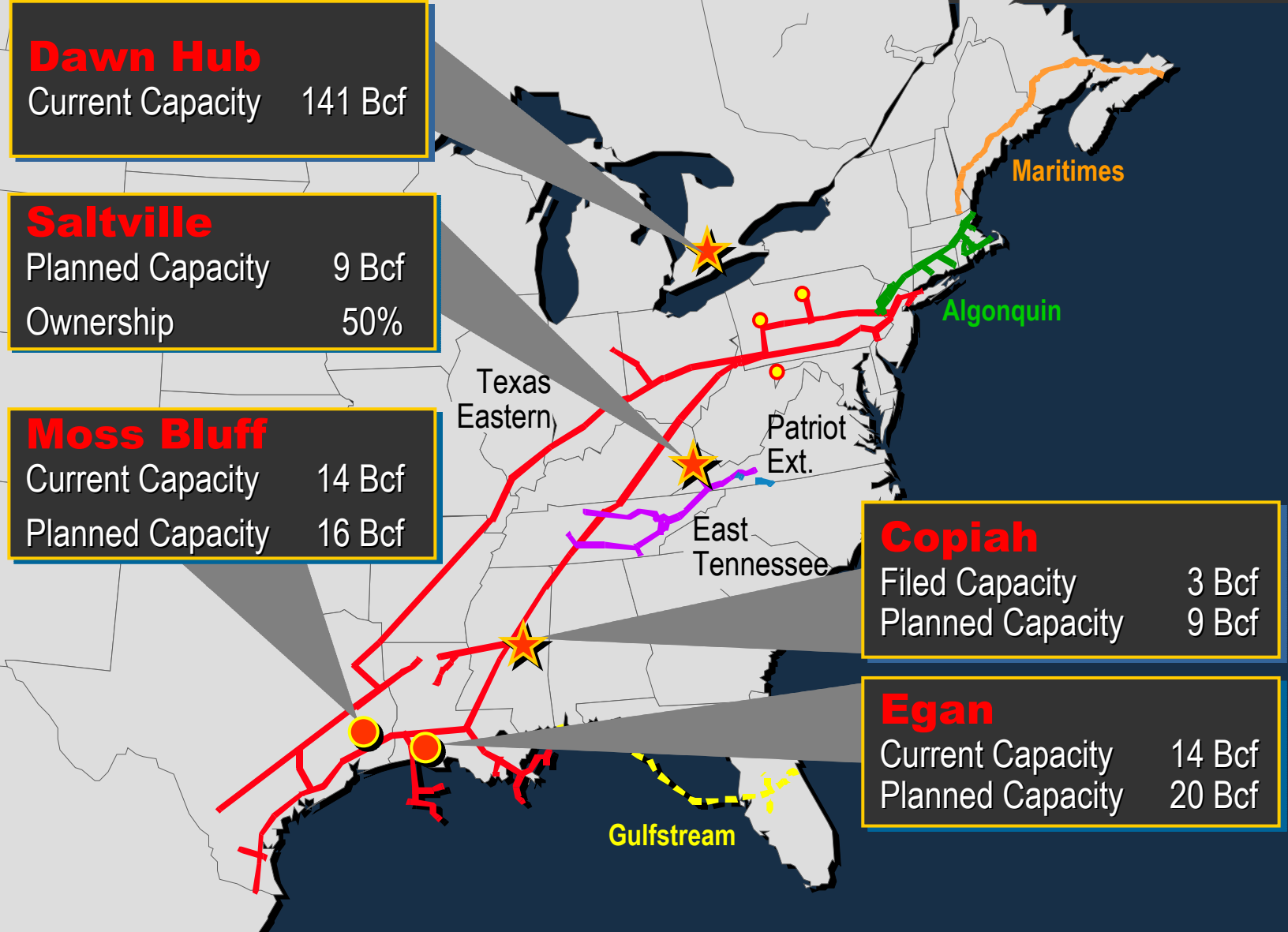
**Dawn Hub**  
 Current Capacity 141 Bcf

**Saltville**  
 Planned Capacity 9 Bcf  
 Ownership 50%

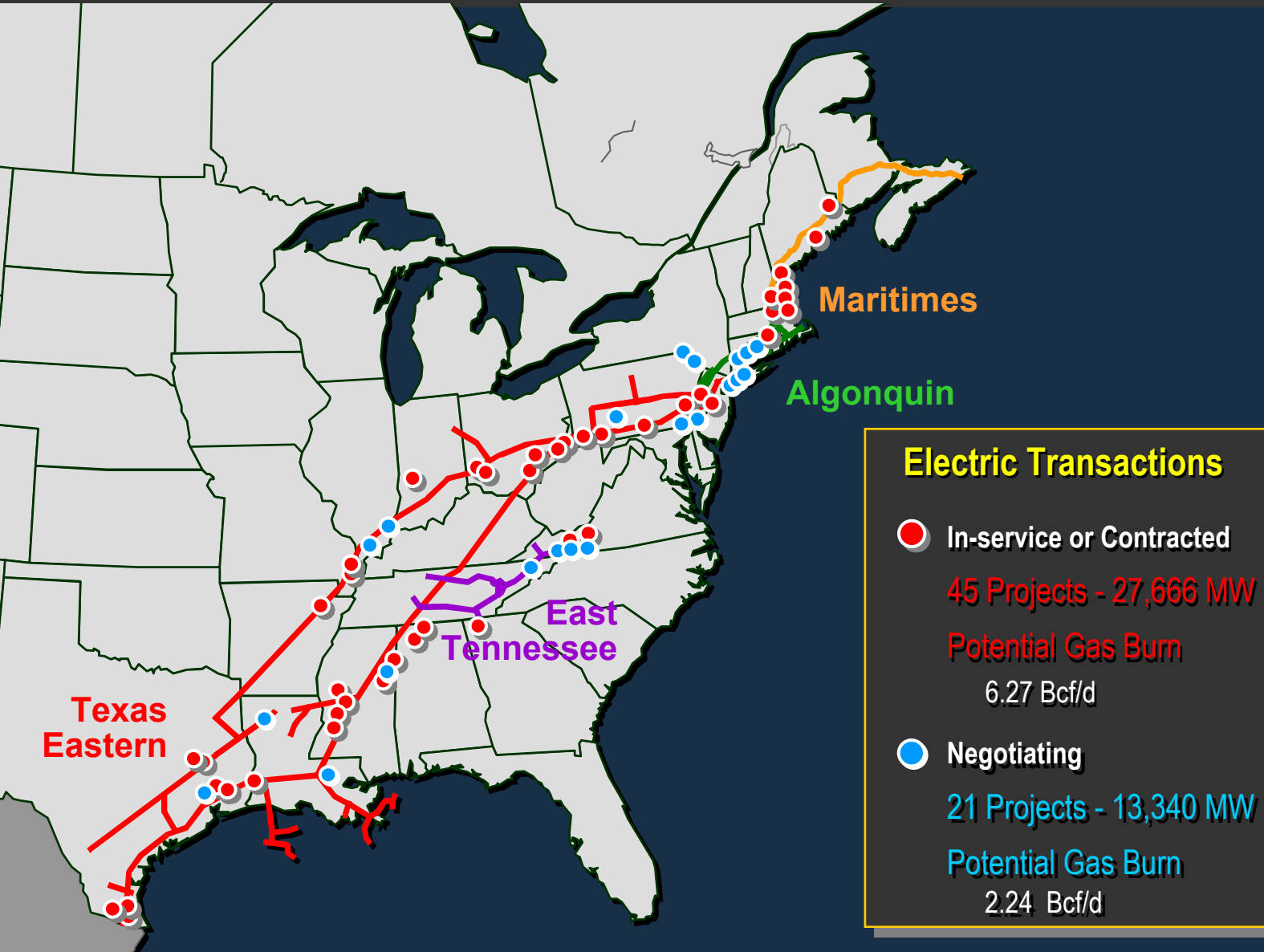
**Moss Bluff**  
 Current Capacity 14 Bcf  
 Planned Capacity 16 Bcf

**Copiah**  
 Filed Capacity 3 Bcf  
 Planned Capacity 9 Bcf

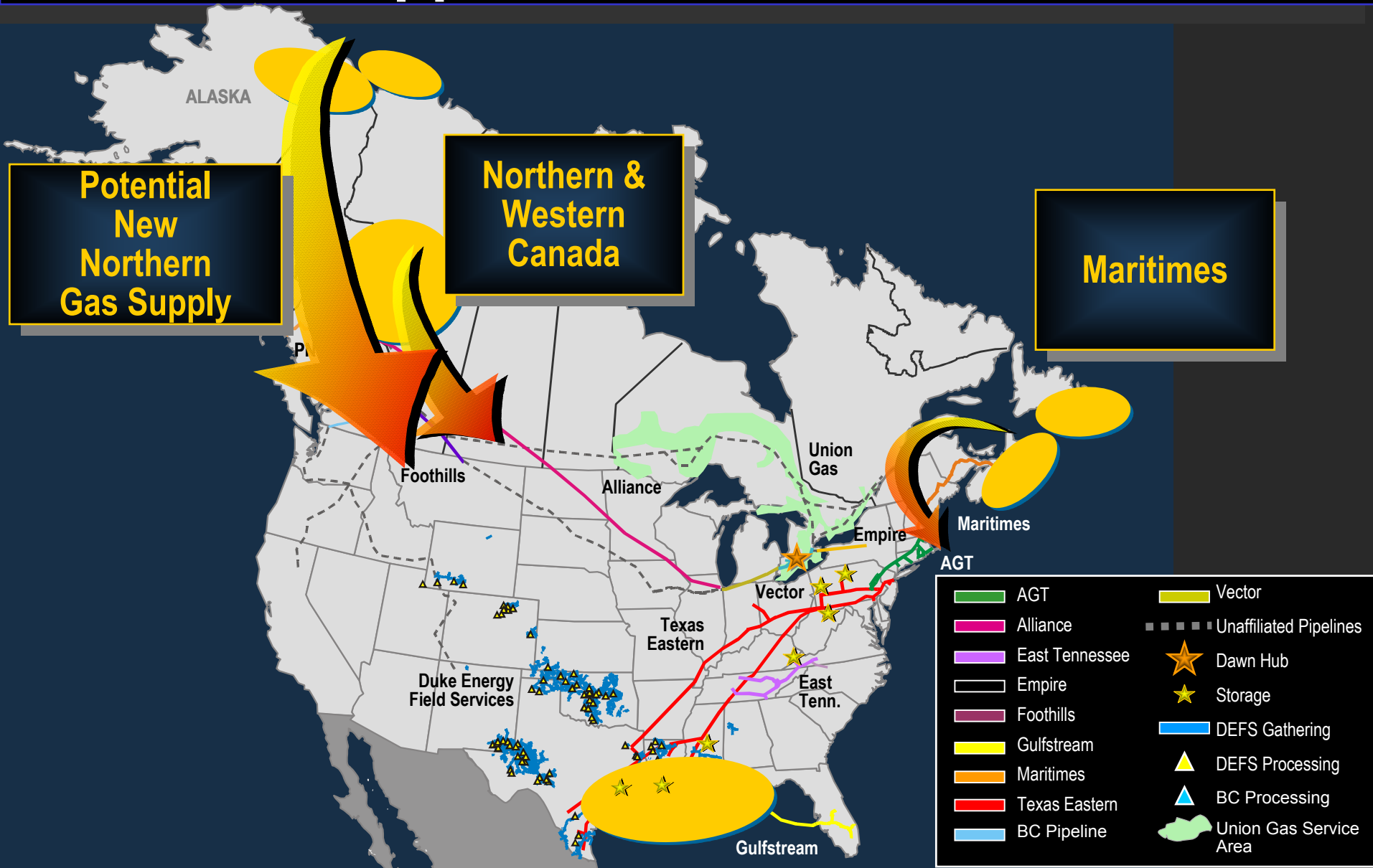
**Egan**  
 Current Capacity 14 Bcf  
 Planned Capacity 20 Bcf



# Providing Gas for Electric Generation



# Looking Forward — Growth Opportunities



# DEGT – Positioned for Continued Success



- Rising demand for gas transportation infrastructure
  - Efficient build-out of existing markets
  - Extensions into new, high-growth markets
- Unparalleled access to incremental gas supply
- Successful and expanding gas storage business
- Opportunities for synergy gains
- Favorable geographic diversity



we generate **what's next** <sup>sm</sup>