



GM and Biofuels



Mary Beth Stanek

Director, Environment, Energy and Safety Policy

Forward Looking Statements

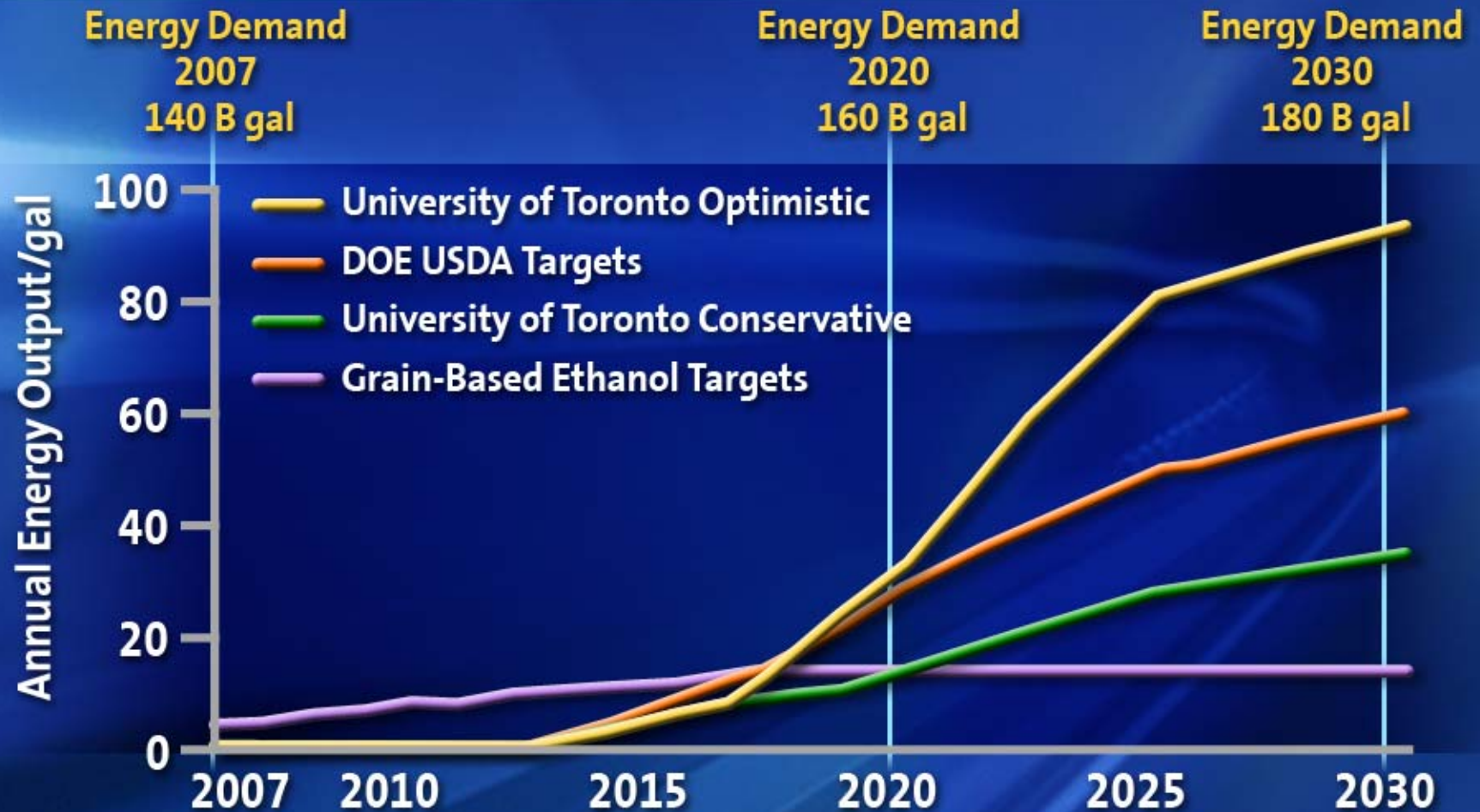
In the following presentation and in related comments by General Motors management, we will use words like "expect," "anticipate," "estimate," "forecast," "goal," "project," "targets" and similar expressions to identify forward looking statements that represent our current judgments about possible future events. We believe these judgments are reasonable, but actual results may differ materially due to a variety of important factors.

Among other items, such factors might include: the pace of introductions and market acceptance of new products; relationships with our labor unions, changes in the competitive environment and the effect of competition on our markets, including on our pricing policies; price increases or shortages of fuel; and changes in laws, regulations or government policies affecting our vehicles.

GM's most recent annual report on Form 10-K and quarterly reports on Form 10-Q provide information about these factors, which may be revised or supplemented in future reports to the SEC on Form 10-Q or 8-K.

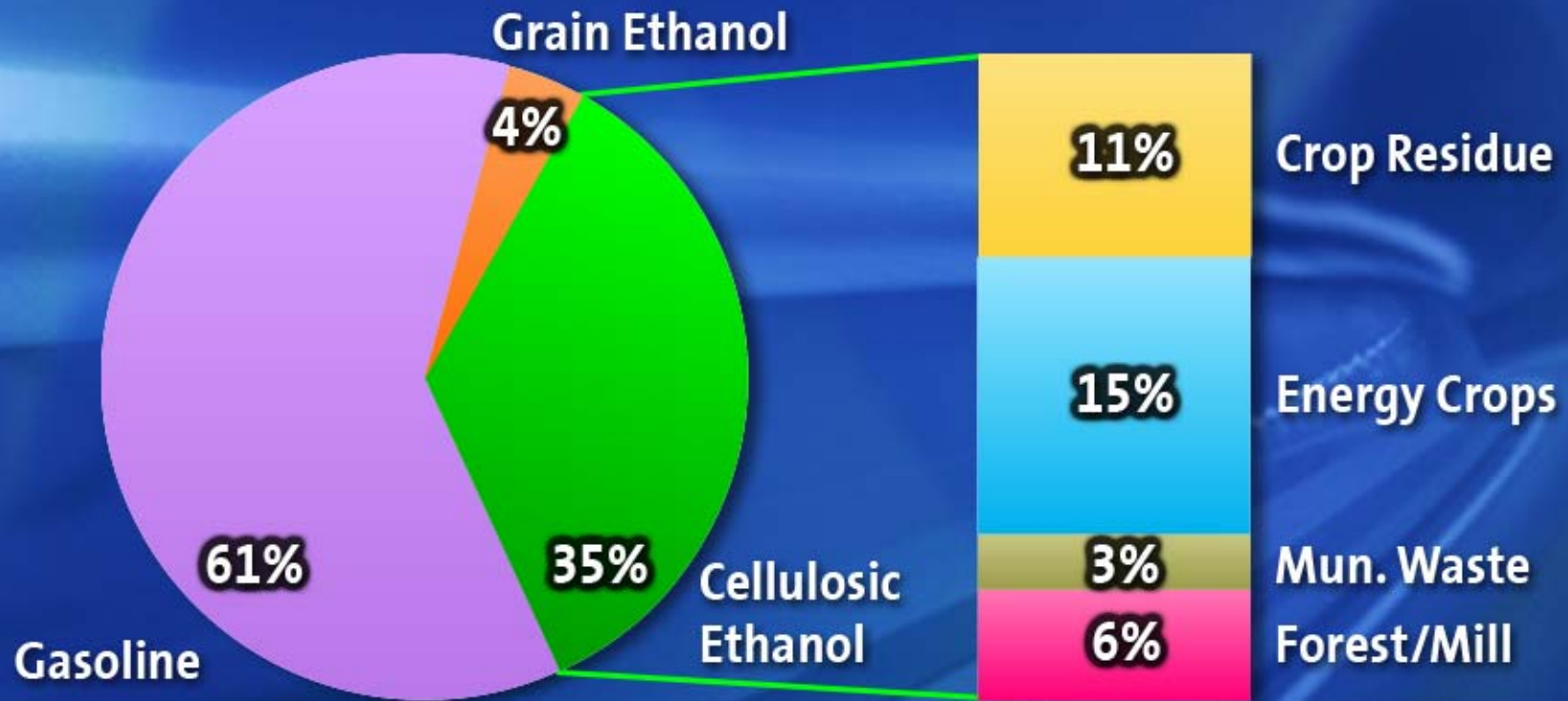
We caution investors not to place undue reliance on our forward-looking statements. Except where expressly required by law, we undertake no obligation to update publicly or otherwise revise any forward-looking statements, whether as a result of new information, future events or other factors.

Potential Annual Biomass Gallons of Energy United States



Values adjusted for gasoline equivalency

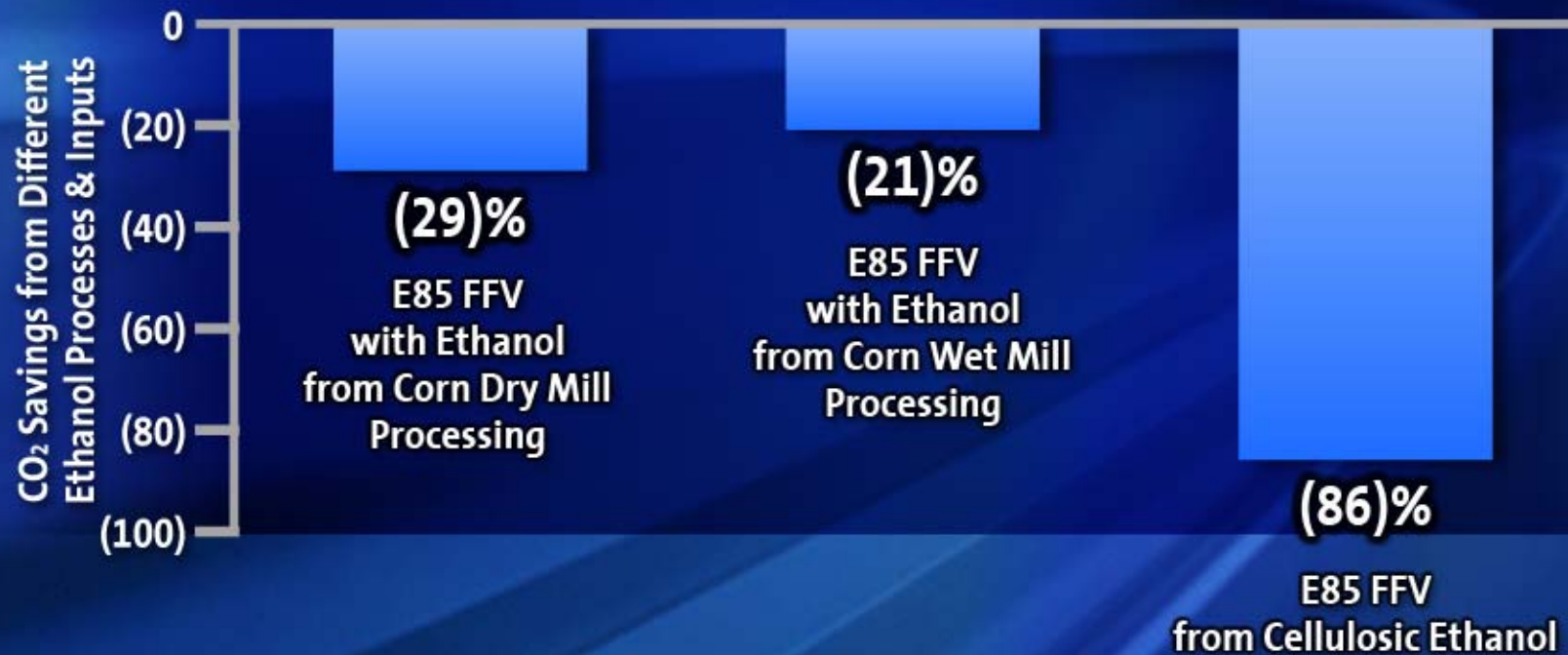
GMR Practical Estimate of Potential U.S. Ethanol (Portion of U.S. Light-Duty Fuels – Year 2020)



All percentages are on an energy equivalent basis. Based on University of Toronto data.

Corn Ethanol Reduces Greenhouse Gas 29% While Cellulosic Ethanol Yields 85-86% Reduction, on a Per Gallon Basis

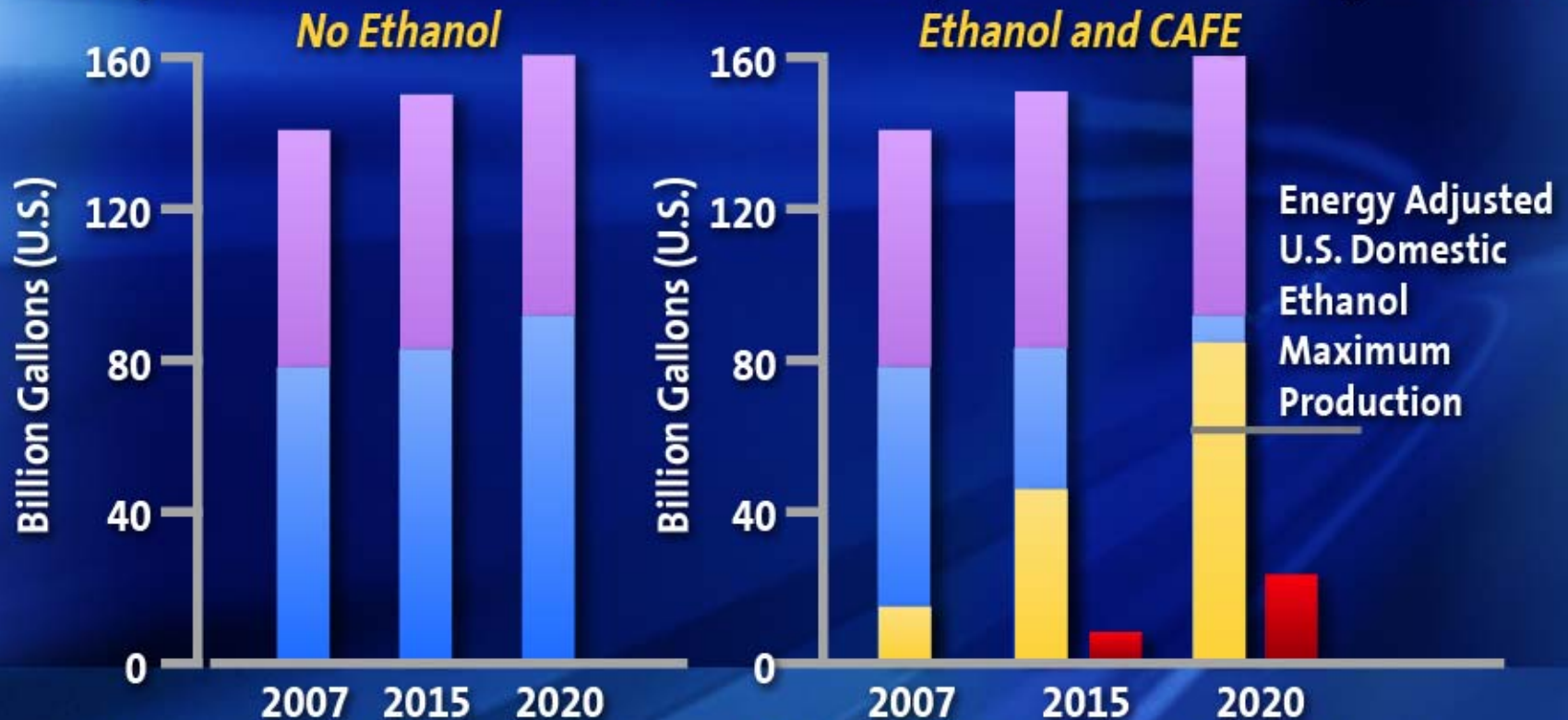
- CO₂ savings for transportation industry using E85 from 2007-2020 would result in a total cumulative OEM CO₂ savings of 1 billion+ metric tons
- 200 million metric tons CO₂ savings would be realized on an annual basis starting in 2020



E85 Ethanol Has the Greatest Potential to Reduce Oil Consumption

Assumptions: All OEMs produce 90% FFV by 2020 and all vehicles used the maximum amount of ethanol

■ Imported Oil
 ■ Domestic Oil
 ■ Oil Offset by Ethanol
 ■ Oil Savings – 4% CAFE



Ethanol potential assumes all OEM FFV production of 50% in 2012, 75% in 2015, and 90% in 2020, and the FFV parc uses E85. Adjusted for energy equivalency with gasoline.

Oil information source: EIA – 2007 Annual Energy Outlook Table 11

GM Marketing

FLEXFUEL
E85 ETHANOL



- Yellow cap
- Flex Fuel badging
- “Live Green Go Yellow” campaign
- Dealer training and point-of-sale materials
- Celebrity endorsement
- Direct mail E85 campaign
- In-school (grades 5-8) education program
- E85 Days of Summer
- National radio tours



Partnerships: 13 states, 250 stations

- | | | |
|--|-----------|------------|
| ■ GM & VeraSun | May 2005 | SD |
| ■ GM, Chevron & State of CA | Jan 2006 | CA |
| ■ GM & VeraSun, GM & Shell | Feb 2006 | IL |
| ■ GM & VeraSun | Mar 2006 | MN |
| ■ GM, Kroger, Abengoa & State of TX | Mar 2006 | TX |
| ■ GM, Meijer, CleanFuelUSA & State of MI | Apr 2006 | MI |
| ■ GM, Meijer & State of Indiana | May 2006 | IN |
| ■ GM, Kroger & State of Ohio | July 2006 | OH |
| ■ GM, VeraSun & State of PA | July 2006 | PA |
| ■ GM, Inland Food & State of Florida | Aug 2006 | FL |
| ■ GM, Western Convenience, Pester & State of CO | Feb 2007 | CO |
| ■ GM, NYSERDA & KNC LLC | May 2007 | NY |
| ■ GM, VeraSun, Mid Atlantic Petroleum & Enterprise | June 2007 | Wash, D.C. |