

# Fiscal Year Ended June 30

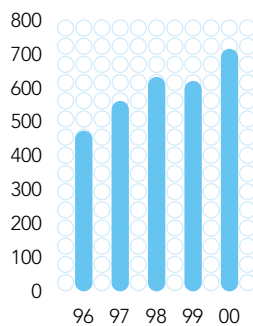
(In millions of dollars, except per share amounts)

	1996	1997	1998	1999	2000
<b>Net Sales</b>	\$471	\$559	\$630	\$618	\$713
<b>Operating Income</b>	\$109	\$109	\$122	\$113	\$137
<b>Net Earnings</b>	\$ 43	\$ 53	\$ 55	\$ 48	\$ 59
<b>Earnings per Share*</b>	\$1.01	\$1.38	\$1.45	\$1.32	\$1.65

\*Diluted basis

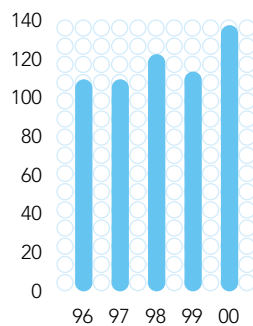
## Fiscal Year Ended June 30

### NET SALES



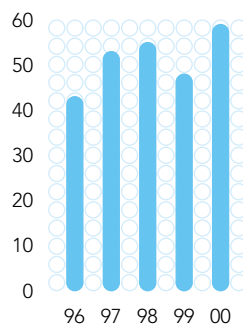
(in millions of dollars)

### OPERATING INCOME



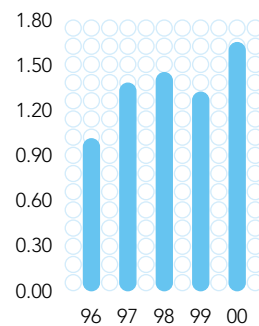
(in millions of dollars)

### NET EARNINGS



(in millions of dollars)

### EARNINGS PER SHARE\*



(in dollars)

\*Diluted basis