

»»TRANSFORMING OUR FUTURE»»

Coeur Mining, Inc. is the largest U.S.-based silver producer and a significant gold producer with four precious metals mines in the Americas employing nearly 2,000 people.

Coeur produces from its wholly owned operations: the Palmarejo silver-gold mine in Mexico, the San Bartolomé silver mine in Bolivia, the Rochester silver-gold mine in Nevada, and the Kensington gold mine in Alaska. The Company also owns 100% of Coeur Capital, which holds a portfolio of precious metals royalty and streaming interests. Coeur also owns strategic investment positions in several silver and gold development companies with projects in North and South America and has two silver-gold feasibility stage projects - the La Preciosa project in Mexico and the Joaquin project in Argentina.

Coeur's common stock is traded on the New York Stock Exchange under the symbol CDE.



2013 GOALS

- Achieve excellence in employee health and safety, environmental stewardship, and community relations
- Invest in accretive, high-return internal and external growth opportunities, including repurchasing our own shares, in order to build net asset value and resources on a per-share basis
- Maximize free cash flow by containing operating costs, identifying revenue enhancement opportunities, and proactively managing working capital
- Double our efforts to achieve operational consistency and reliability by improving planning, maintenance, and execution of our key capital projects
- Maintain an aggressive approach toward investing in exploration
- Continue strengthening our organizational structure and management

2013 RESULTS

- Achieved 63% reduction in companywide lost-time incident frequency rate; maintained strong environmental reputation; strengthened community relations in Mexico; and continued leading corporate responsibility program in Bolivia
- Completed acquisition of Orko Silver Corp., adding the La Preciosa silver-gold project; created Coeur Capital and acquired Global Royalty Corp., adding expected higher-margin cash flow; completed expansion projects at San Bartolomé and Rochester; and repurchased \$28 million in common stock
- Significantly reduced unit costs at Kensington; leach pad expansion at Rochester completed in 2013 is expected to drive significant production growth at lower unit costs; capital expenditures declined 13% compared to 2012; and achieved \$27 million reduction in total operating costs compared to budget
- Operational consistency achieved at Kensington, Palmarejo, and San Bartolomé; released three-year production outlook; lowered maintenance costs by bolstering our expertise, information technology, and operations support
- Increased total silver and gold reserves 16% and 12%, respectively; more than doubled mineral reserves at Rochester; added higher-grade ore to the mine plan at Kensington; and made new ore discoveries at Palmarejo
- Revamped our organizational structure and Board composition; rounded out our executive team; added several new managers at the mine sites; created capital projects and operations support teams; and added depth to our technical services, information technology, and supply chain teams to achieve centralization, efficiencies, cost reductions, and better risk management

DEAR FELLOW STOCKHOLDERS >>>

In 2013, for the first time in over a decade, the precious metals industry was confronted with significant and sustained price declines, but Coeur met the challenge. We responded with a strengthened management team who made difficult operational and capital spending decisions to optimize our operations and maximize stockholder value.

TRANSFORMING OUR FUTURE

We implemented a number of changes to the organization in 2013. We completed the build out of a new executive team, modified our company name to Coeur Mining, Inc., reincorporated in Delaware, refreshed our Board with three new independent directors, and relocated our global corporate headquarters to Chicago, Illinois. The relocation gave us better access to the places and people necessary to move the company forward.

We revamped our organizational structure, establishing capital projects and operations support teams and significantly enhanced our technical services team. We are already seeing these additions leading to better planning and execution at our mines and projects. We also made meaningful investments in our information technology systems and infrastructure to capture and attain standards to help us track our progress, monitor costs, and identify opportunities to become more efficient.

These investments reflect our commitment to achieving operating excellence and reducing the risk profile of our business. We believe the risks inherent in this industry are a key reason investors shun equities in the precious metals sector. At Coeur, we are focused on both the risk and return sides of the equation to create a compelling value proposition that will attract new stockholders.



Mitchell J. Krebs,
President and Chief Executive Officer

In the last year, we further reduced our risk exposure by implementing a metal price hedging program, intended to provide downside price protection while maintaining our exposure to higher metal prices. We have also taken important steps to diversify by adding more operating legs to the table to reduce our concentration and geopolitical risks and grow our pipeline of cash-flowing assets. In 2013 we experienced significant production growth and declining costs at Kensington and invested in extending the annual capacity and longevity of Rochester, an asset with a 25-year operating history that we believe has a bright future with minimal expected capital requirements and high expected returns in an attractive jurisdiction. We also added sources of revenue, acquiring Global Royalty Corp. in our newly formed royalty and streaming business, Coeur Capital.

I would like to thank our Chairman, Mr. Robert Mellor, and all directors for their constant guidance and support during this year of transition. I would also like to thank our employees for their dedication and efforts.

RESPONDING TO THE **LOST DECADE** OF RETURNS¹

Stockholders of mining companies have suffered a “lost decade” of returns, with poor corporate governance and uncontrolled spending without returning cash to stockholders. If you had invested \$100 in silver or gold bullion in 2002, it would have been worth \$501 or \$557, respectively, at the end of 2012. But if you had instead put your \$100 in a basket of 30 silver and gold mining companies, you would have had only \$204. Investors expect a return that compensates them for risks and for the leverage companies have to metal prices.

As a sector, we have funneled nearly every dollar of cash generated into capital expenditures. Five and a half times more cash has been spent on capital projects than has been paid in dividends and the average return on capital for the sector from 2002 to 2012 was a mere 6.8%. EBITDA margins for the precious metals industry in 2002 averaged 37%, which, remarkably, is the exact same level as 2013, when silver and gold prices averaged \$23.87 and \$1,412 per ounce, respectively, more than four times their 2002 levels of \$4.61 and \$310 per ounce, respectively.

We acknowledge lessons learned in the past, and we believe we are leading the sector in changing the way things are done. Much of our performance depends on metal prices, which lie outside of our control. However cost containment and margin expansion are critical priorities that can lead to returns in excess of metals price movements for our stockholders.

POSITIONING FOR THE **RECOVERY**

In 2014, our focus is to leverage the organizational investments we implemented in 2013 to further achieve and sustain operating excellence, identify cost and process efficiencies to maximize margins, and enhance the quality of our portfolio. Our number one priority will be to execute against our strategic plan and to maximize the returns on every dollar of capital deployed in acquisitions, internal projects, and in every line item of our capital budget.

We will also continue to optimize our portfolio of assets in pursuit of higher margins and a lower overall cost structure. We seek to better balance the portfolio among exploration projects, development projects, and mature, cash flowing operations. Our goal is to maintain a diverse portfolio of operating assets that is well-suited to withstand the cyclical nature inherent in our industry, providing a balanced cycle of cash flow.

Despite challenges in 2013, we believe the future remains bright for both of our key metals. Short-term headwinds will likely remain throughout 2014, but I am confident the long-term fundamentals are intact for both metals. Silver maintains a strong relationship with gold despite about half of total demand coming from industrial uses. Global economic growth and emerging market consumption should support the majority of silver demand for both infrastructure and consumer applications. Silver also continues to make headway into the electronic, medical, and transportation industries.

1. Source: Bloomberg. All sector statistics referenced for 2002-2013 based on the companies in the Philadelphia Gold and Silver Index (XAU).

COEUR EXECUTIVE TEAM. Left to Right: Joe Phillips, Hans Rasmussen, Mitchell J. Krebs, Frank L. Hanagarne, Jr., Casey M. Nault, Peter C. Mitchell, Keagan J. Kerr. (Not Pictured: Michael J. Harrison, Humberto Rada)

We expect to see a declining supply of silver available in the next decade due to aging mines, declining scrap supply, and a lack of access to capital, which should mean fewer discoveries through exploration. Fewer new projects are economic at current silver prices and face increasingly challenging geopolitical, permitting, taxation, and social risks.

Gold has become increasingly important to Coeur's business, generating nearly half of our sales in 2013. Strong physical demand from Asian markets continues to provide price support, despite Indian import restrictions, and central bank purchases remained strong last year. Like silver, I believe the supply of gold is likely to decline due to the same economic and political headwinds, which should support the metal price.

In the current lower pricing environment, we stand committed to even greater discipline in capital allocation, firm cost control, and consistent operating performance. We have already made progress in each of these efforts, but further work is needed. With a newly strengthened leadership team, fresh talent contributing to the organization, and upgraded systems and organizational infrastructure, Coeur is prepared to achieve a higher level of performance than I have seen in my nearly nineteen years with this company. I am proud of our team and our achievements of the last year, and I look forward to what we will accomplish in 2014.


Best regards,



Mitchell J. Krebs

President and Chief Executive Officer

“... Coeur is prepared to achieve a higher level of performance than I have seen in my nearly nineteen years with this company.”



OUR STRONG PLATFORM OF OPERATIONS





PALMAREJO, MEXICO

The Palmarejo mine, located in the state of Chihuahua in northern Mexico is a silver-gold mine with both surface operations and an underground component. Palmarejo was commissioned in 2009 and today employs more than 900 people.

Palmarejo is a flagship mine for Coeur, contributing the greatest production and cash flow. Palmarejo produced 7.6 million ounces of silver and 116,536 ounces of gold, generating \$324.0 million in metal sales and \$117.6 million in cash flow from operating activities in 2013. We expect 2014 production¹ at Palmarejo to be 6.7 - 7.2 million ounces of silver and 87,000 - 95,000 ounces of gold.

DELIVERING RETURNS

Coeur invested \$14.0 million in development capital at Palmarejo and spent an additional \$7.2 million on exploration in 2013. Palmarejo is expected to be a primary area of focus for additional exploration activity in 2014 due to our positive view of the potential to expand the mine's existing reserves and resources.

At year-end 2013, Palmarejo's proven and probable reserves totaled 41.7 million ounces of silver and 569,000 ounces of gold, silver and gold measured and indicated resources were 57.2 million and 1.1 million ounces, respectively, and inferred resources totaled 22.2 million ounces of silver and 621,000 ounces of gold.





ROCHESTER, NEVADA

Rochester is Coeur's longest running mine, first starting operation in 1986. It is a surface mine producing silver and gold just outside Lovelock, Nevada, which employs approximately 275 people. Rochester is a mine in transition, with a history of in-situ mining that produced significant material stockpiled as waste amid lower metal prices. During 2013, we began processing this stockpiled ore, extracting value from this previously mined material. We believe the stockpiles represent the biggest catalyst for a very long mine life at Rochester. We also completed a major expansion project during 2013, increasing the capacity of the Stage III leach pad and have already begun working on a further expansion scheduled for 2017.

Rochester produced 2.8 million ounces of silver and 30,860 ounces of gold, generating \$119 million in metal sales in 2013. We expect 2014 production¹ at Rochester to be 4.1 - 4.4 million ounces of silver and 28,000 - 31,000 ounces of gold.

DELIVERING RETURNS

Coeur settled litigation at Rochester in mid-2013, which paved the way for a near doubling of the mine's mineral reserves and resources in September 2013. Additional drilling activity of in-situ and stockpile material resulted in a further increase in mineral reserves and resources at year end. At year-end 2013, Rochester's silver reserves increased 125.8% and its gold reserves increased 121.1% compared to year-end 2012. Rochester's proven and probable reserves measured 101.4 million ounces of silver and 681,000 ounces of gold at year end 2013, silver and gold measured and indicated resources were 61.8 million and 454,000 ounces, respectively, and inferred resources totaled 23.3 million ounces of silver and 101,000 ounces of gold.



SAN BARTOLOMÉ, BOLIVIA

San Bartolomé is a surface mine in Bolivia employing approximately 350 people. In operation since 2008, San Bartolomé is the most consistent, stable mine in our portfolio, using free-digging surface mining techniques that require no drilling or blasting and have yielded few operational surprises over the past several years. San Bartolomé produced 5.9 million ounces of silver in 2013, in line with 2012 production. We expect 2014 production¹ at San Bartolomé to be 5.7 – 6.0 million ounces of silver.

At year-end 2013, San Bartolomé's proven and probable reserves totaled 103.5 million ounces of silver, measured and indicated resources totaled 36.9 million ounces of silver, in addition to 4.6 million ounces of inferred resources of silver.

DELIVERING RETURNS

Coeur invested \$11.2 million in total capital expenditures at San Bartolomé in 2013, which was mainly devoted to increasing the throughput capacity of the process plant by 10% - 15%. This project is expected to enable the mine to maintain annual production of approximately 6.0 million ounces of silver.





KENSINGTON, ALASKA

Kensington is Coeur's 100% gold mine in Southeast Alaska employing approximately 300 people. This underground mine produces a gold concentrate sold to third-party smelters. Commercial production began in mid-2010, making Kensington the youngest mine in Coeur's portfolio.

Coeur invested \$15.6 million in total capital expenditures at Kensington in 2013, in addition to \$4.3 million in exploration. At year-end 2013, Kensington's proven and probable reserves totaled 963,000 ounces of gold, measured and indicated resources totaled 566,000 ounces of gold, in addition to 263,000 ounces of inferred resources of gold.

DELIVERING RETURNS

Kensington had a remarkable year in 2013. The mine produced 114,821 ounces of gold, a 40% increase compared to 2012, primarily due to a meaningful increase in average head grade. Cash flow from operating activities was \$21 million, more than double 2012. Increased mill throughput is expected to offset declines in grade in 2014, and lead to another year of anticipated strong production and cash flow at Kensington. We expect 2014 production¹ at Kensington to be in the range of 105,000 – 112,000 ounces of gold.

1. Production guidance as of February 20, 2014.



LA PRECIOSA, MEXICO

Coeur acquired Orko Silver Corp. in April 2013, which added the La Preciosa silver-gold project in Durango State, Mexico to our growth profile. In July 2013, we completed a preliminary economic assessment for La Preciosa that demonstrates the viability of the project at higher silver and gold prices and provides a solid foundation from which we believe we can enhance the project's economics over time. We believe La Preciosa is a high-quality project in a favorable jurisdiction that could reduce our overall all-in sustaining costs and provides important diversification to our portfolio of operating assets.

We are midway through a full feasibility study, including engineering, drilling, and infrastructure work, which we expect to be complete in mid-2014. Our efforts are focused on improving the project to maximize the expected returns through exploration, metallurgy, and plant optimization. We will not proceed with construction at La Preciosa unless we feel confident that we have a project that can generate an all-in rate of return that exceeds our cost of capital.

COEUR CAPITAL

In 2013 we created Coeur Capital, Inc. to hold our existing and any future-acquired royalty and streaming interests along with our portfolio of strategic investments. We believe this royalty and streaming business has excellent growth prospects and will contribute high-quality cash flow to expand Coeur's margins and differentiate the company.

We made our first acquisition through Coeur Capital in December 2013, acquiring Global Royalty Corp., adding two cash-flowing royalties and seasoned management to lead further growth initiatives. We are actively seeking further acquisition opportunities through Coeur Capital in 2014.



»» COEUR VALUES

RESPONSIBILITY

We have the highest regard for employee safety, the environment and the communities affected by our ongoing activities. In 2013, Rochester was recognized for outstanding achievement in safety by the Nevada Mining Association and Palmarejo received the Industria Limpia (clean industry) certificate by the Federal Attorney for Environmental Protection (Profepa) in Mexico. We also reduced the companywide rate of lost-time incidents by 63% during 2013.

INNOVATION

We continuously improve our business in a thorough and precise manner, incorporating efficient and creative methodologies while adapting to and embracing change. The upgrades we have made in our organizational structure and management in 2013 have improved our decision-making ability, planning, and execution. We believe we have the people and processes in place to effectively grow and achieve our strategic objectives.

INTEGRITY

We generate trust and respect through clear, inclusive communication. Our cooperative and inclusive climate rewards diverse opinions and fosters ethical behavior. We have developed and implemented management systems to foster open communication with all stakeholders, strive for continuous improvement, and establish accountability for all employees.

PERFORMANCE

We work collaboratively and diligently in pursuit of operational consistency and excellence and stockholder returns through a culture of discipline and achievement. By setting and achieving individual objectives that are aligned with the teams and the company's objectives, we aim to deliver outstanding results.

MINERAL RESOURCES

| Year-end 2013 | Location | Short tons (000) | Grade (oz/ton) | | Contained ounces (000) | |
|----------------------------------|-------------|------------------|----------------|-------|------------------------|-------|
| | | | Silver | Gold | Silver | Gold |
| MEASURED RESOURCES | | | | | | |
| Rochester | Nevada, USA | 66,190 | 0.45 | 0.003 | 29,860 | 186 |
| Martha | Argentina | - | - | - | - | - |
| San Bartolomé | Bolivia | - | - | - | - | - |
| Kensington | Alaska, USA | 387 | - | 0.238 | - | 92 |
| Endeavor | Australia | 6,724 | 2.33 | - | 15,690 | - |
| Palmarejo | Mexico | 4,507 | 6.27 | 0.095 | 28,238 | 429 |
| Joaquin | Argentina | 5,865 | 4.62 | 0.003 | 27,106 | 19 |
| La Preciosa | Mexico | 11,119 | 2.78 | 0.005 | 30,856 | 58 |
| Total Measured Resources | | 94,792 | | | 131,750 | 784 |
| INDICATED RESOURCES | | | | | | |
| Rochester | Nevada, USA | 75,532 | 0.42 | 0.004 | 31,893 | 268 |
| Martha | Argentina | 57 | 13.60 | 0.018 | 775 | 1 |
| San Bartolomé | Bolivia | 17,015 | 2.17 | - | 36,869 | - |
| Kensington | Alaska, USA | 2,299 | - | 0.206 | - | 474 |
| Endeavor | Australia | 8,267 | 2.51 | - | 20,737 | - |
| Palmarejo | Mexico | 21,795 | 1.33 | 0.033 | 28,950 | 711 |
| Joaquin | Argentina | 11,098 | 3.39 | 0.004 | 37,670 | 41 |
| Lejano | Argentina | 1,233 | 2.42 | 0.008 | 2,983 | 10 |
| La Preciosa | Mexico | 38,231 | 2.48 | 0.004 | 94,670 | 172 |
| Total Indicated Resources | | 175,527 | | | 254,547 | 1,677 |
| MEASURED AND INDICATED RESOURCES | | | | | | |
| Rochester | Nevada, USA | 141,722 | 0.44 | 0.003 | 61,753 | 454 |
| Martha | Argentina | 57 | 13.60 | 0.018 | 775 | 1 |
| San Bartolomé | Bolivia | 17,015 | 2.17 | - | 36,869 | - |
| Kensington | Alaska, USA | 2,686 | - | 0.211 | - | 566 |
| Endeavor | Australia | 14,991 | 2.43 | - | 36,427 | - |
| Palmarejo | Mexico | 26,302 | 2.17 | 0.043 | 57,188 | 1,140 |
| Joaquin | Argentina | 16,963 | 3.82 | 0.004 | 64,776 | 60 |
| Lejano | Argentina | 1,233 | 2.42 | 0.008 | 2,983 | 10 |
| La Preciosa | Mexico | 49,350 | 2.54 | 0.005 | 125,526 | 230 |
| Total Measured and Indicated | | 270,319 | | | 386,297 | 2,461 |
| INFERRED RESOURCES | | | | | | |
| Rochester | Nevada, USA | 37,365 | 0.62 | 0.003 | 23,295 | 101 |
| Martha | Argentina | 204 | 4.75 | 0.005 | 969 | 1 |
| San Bartolomé | Bolivia | 3,683 | 1.26 | - | 4,638 | - |
| Kensington | Alaska, USA | 1,014 | - | 0.259 | - | 263 |
| Endeavor | Australia | 1,653 | 2.86 | - | 4,726 | - |
| Palmarejo | Mexico | 11,611 | 1.91 | 0.053 | 22,188 | 621 |
| Joaquin | Argentina | 1,022 | 3.02 | 0.004 | 3,084 | 4 |
| Lejano | Argentina | 3,307 | 1.73 | 0.006 | 5,713 | 19 |
| La Preciosa | Mexico | 16,791 | 1.89 | 0.003 | 31,810 | 49 |
| Total Inferred Resources | | 76,650 | | | 96,423 | 1,058 |

MINERAL RESERVES

| Year-end 2013 | Location | Short tons (000) | Grade (oz/ton) | | Contained ounces (000) | |
|------------------------------|-------------|------------------|----------------|-------|------------------------|-------|
| | | | Silver | Gold | Silver | Gold |
| PROVEN RESERVES | | | | | | |
| Rochester | Nevada, USA | 132,188 | 0.53 | 0.004 | 69,915 | 551 |
| Martha | Argentina | - | - | - | - | - |
| San Bartolomé | Bolivia | 1,206 | 2.87 | - | 3,456 | - |
| Kensington | Alaska, USA | 354 | - | 0.243 | - | 86 |
| Endeavor | Australia | 2,646 | 2.58 | - | 6,820 | - |
| Palmarejo | Mexico | 5,100 | 3.68 | 0.050 | 18,762 | 256 |
| Joaquin | Argentina | - | - | - | - | - |
| La Preciosa | Mexico | - | - | - | - | - |
| Total Proven Reserves | | 141,494 | | | 98,953 | 893 |
| PROBABLE RESERVES | | | | | | |
| Rochester | Nevada, USA | 55,046 | 0.57 | 0.002 | 31,454 | 130 |
| Martha | Argentina | - | - | - | - | - |
| San Bartolomé | Bolivia | 39,700 | 2.52 | - | 100,072 | - |
| Kensington | Alaska, USA | 5,662 | - | 0.158 | - | 897 |
| Endeavor | Australia | 1,433 | 1.41 | - | 2,026 | - |
| Palmarejo | Mexico | 6,135 | 3.73 | 0.051 | 22,891 | 313 |
| Joaquin | Argentina | - | - | - | - | - |
| La Preciosa | Mexico | - | - | - | - | - |
| Total Probable Reserves | | 107,976 | | | 156,443 | 1,340 |
| PROVEN AND PROBABLE RESERVES | | | | | | |
| Rochester | Nevada, USA | 187,234 | 0.54 | 0.004 | 101,369 | 681 |
| Martha | Argentina | - | - | - | - | - |
| San Bartolomé | Bolivia | 40,906 | 2.53 | - | 103,528 | - |
| Kensington | Alaska, USA | 6,016 | - | 0.163 | - | 983 |
| Endeavor | Australia | 4,079 | 2.17 | - | 8,846 | - |
| Palmarejo | Mexico | 11,235 | 3.71 | 0.051 | 41,653 | 569 |
| Joaquin | Argentina | - | - | - | - | - |
| La Preciosa | Mexico | - | - | - | - | - |
| Total Proven and Probable | | 249,470 | | | 255,396 | 2,233 |

NOTES TO THE ABOVE MINERAL RESERVES AND RESOURCES:

1. Effective December 31, 2013 except Endeavor, effective June 30, 2013.
2. Metal prices used for mineral reserves were \$25.00 per ounce of silver and \$1,450 per ounce of gold, except Endeavor, at \$2,300 per metric ton of lead, \$2,300 per metric ton of zinc, and \$34.00 per ounce of silver. Metal prices used for mineral resources were \$29.00 per ounce of silver and \$1,600 per ounce of gold, except for Endeavor, at \$2,300 per metric ton of lead, \$2,300 per metric ton of zinc and \$34.00 per ounce of silver.
3. Palmarejo mineral resources are the addition of Palmarejo, Guadalupe, and La Patria (measured, indicated, and inferred).
4. Mineral resources are in addition to mineral reserves and have not demonstrated economic viability. Inferred mineral resources are considered too speculative geologically to have the economic considerations applied to them that would enable them to be considered for estimation of mineral reserves.
5. Rounding of tons and ounces, as required by reporting guidelines, may result in apparent differences between tons, grade, and contained metal content.
6. For details on the estimation of mineral resources and reserves for each property, please refer to the relevant NI 43-101-compliant Technical Report on file at www.sedar.com.

UNITED STATES SECURITIES AND EXCHANGE COMMISSION
Washington, D.C. 20549

Form 10-K

(Mark One)

☒ ANNUAL REPORT PURSUANT TO SECTION 13 OR 15(d) OF THE SECURITIES
EXCHANGE ACT OF 1934

For the fiscal year ended December 31, 2013

OR

☐ TRANSITION REPORT PURSUANT TO SECTION 13 OR 15(d) OF THE SECURITIES
EXCHANGE ACT OF 1934

For the transition period from to

Commission File Number 1-8641

COEUR MINING, INC.

(Exact name of registrant as specified in its charter)

Delaware

(State or other jurisdiction of
incorporation or organization)

104 S. Michigan Ave. Suite 900
Chicago, IL

(Address of principal executive offices)

82-0109423

(I.R.S. Employer
Identification No.)

60603

(Zip Code)

Registrant's telephone number, including area code: (312) 489-5800

Securities Registered pursuant to Section 12(b) of the Act:

| Title of each class | Name of each exchange on which registered |
|-----------------------------------------------------------------|------------------------------------------------|
| Common Stock, par value \$0.01 per share | New York Stock Exchange/Toronto Stock Exchange |
| Warrants Exercisable for Common Stock (expiring April 16, 2017) | New York Stock Exchange/Toronto Stock Exchange |

Securities registered pursuant to Section 12(g) of the Act: None

Indicate by check mark if the registrant is a well-known seasoned issuer as defined in Rule 405 of the Securities Act. Yes ☒ No ☐

Indicate by check mark if the registrant is not required to file reports pursuant to Section 13 or Section 15(d) of the Act. Yes ☐ No ☒

Indicate by check mark whether the registrant (1) has filed all reports required to be filed by Section 13 or 15(d) of the Securities Exchange Act of 1934 during the preceding 12 months (or for such shorter period that the registrant was required to file such reports), and (2) has been subject to such filing requirements for the past 90 days. Yes ☒ No ☐

Indicate by check mark whether the registrant has submitted electronically and posted on its corporate Web site, if any, every Interactive Data File required to be submitted and posted pursuant to Rule 405 of Regulation S-T (§ 232.405 of this chapter) during the preceding 12 months (or for such shorter period that the registrant was required to submit and post such files). Yes ☒ No ☐

Indicate by check mark if disclosure of delinquent filers pursuant to Item 405 of Regulation S-K (§ 229.405) is not contained herein, and will not be contained, to the best of registrant's knowledge, in definitive proxy or information statements incorporated by reference in Part III of this Form 10-K or any amendment to this Form 10-K. ☐

Indicate by check mark whether the registrant is a large accelerated filer, an accelerated filer, a non-accelerated filer, or a smaller reporting company. See the definitions of "large accelerated filer," "accelerated filer" and "smaller reporting company" in Rule 12b-2 of the Exchange Act. (Check one):

Large accelerated filer ☒

Accelerated filer ☐

Non-accelerated filer ☐

Smaller reporting company ☐

(Do not check if a smaller reporting company)

Indicate by check mark whether the registrant is a shell company (as defined in Rule 12b-2 of the Exchange Act). Yes ☐ No ☒

State the aggregate market value of the voting and non-voting common equity held by non-affiliates computed by reference to the price at which the common equity was last sold, or the average bid and asked price of such common equity, as of the last business day of the registrant's most recently completed second fiscal quarter.

\$1,347,701,848

Indicate the number of shares outstanding of each of the registrant's classes of common stock, as of the latest practicable date.

As of February 21, 2014, 103,100,303 shares of Common Stock, par value \$0.01 per share

DOCUMENTS INCORPORATED BY REFERENCE

Certain information called for by Part III of the Form 10-K is incorporated by reference from the registrant's definitive proxy statement for the 2014 Annual Meeting of Stockholders which will be filed pursuant to Regulation 14A not later than 120 days after the end of the fiscal year covered by this report.

COEUR MINING, INC.

INDEX

PART I

| | | |
|----------|---------------------------|----|
| Item 1. | Business | 3 |
| Item 1A. | Risk Factors | 10 |
| Item 1B. | Unresolved Staff Comments | 18 |
| Item 2. | Properties | 19 |
| Item 3. | Legal Proceedings | 29 |
| Item 4. | Mine Safety Disclosures | 29 |

PART II

| | | |
|----------|--------------------------------------------------------------------------------------------------------------|----|
| Item 5. | Market for Registrant’s Common Equity, Related Stockholder Matters and Issuer Purchases of Equity Securities | 29 |
| Item 6. | Selected Financial Data | 31 |
| Item 7. | Management’s Discussion and Analysis of Financial Condition and Results of Operations | 31 |
| Item 7A. | Quantitative and Qualitative Disclosures About Market Risk | 47 |
| Item 8. | Financial Statements and Supplementary Data | 49 |
| Item 9. | Changes in and Disagreements With Accountants on Accounting and Financial Disclosure | 49 |
| Item 9A. | Controls and Procedures | 49 |
| Item 9B. | Other Information | 49 |

PART III

| | | |
|----------|------------------------------------------------------------------------------------------------|----|
| Item 10. | Directors, Executive Officers and Corporate Governance | 50 |
| Item 11. | Executive Compensation | 50 |
| Item 12. | Security Ownership of Certain Beneficial Owners and Management and Related Stockholder Matters | 50 |
| Item 13. | Certain Relationships and Related Transactions, and Director Independence | 50 |
| Item 14. | Principal Accounting Fees and Services | 50 |

PART IV

| | | |
|------------|-----------------------------------------|----|
| Item 15. | Exhibits, Financial Statement Schedules | 51 |
| SIGNATURES | | 54 |

PART I

Item 1. Business

INTRODUCTION

Coeur Mining, Inc. ("Coeur" or "the Company") is a large primary silver producer with significant gold production and mines located in the United States, Mexico, and Bolivia; development projects in Mexico and Argentina; and streaming and royalty interests in Australia, Mexico, Ecuador, and Chile. The Palmarejo mine, San Bartolomé mine, Kensington mine, and Rochester mine, each of which is operated by the Company, and Coeur Capital, primarily comprised of the Endeavor silver stream and other precious metal royalties, constitute the Company's principal sources of revenues.

OVERVIEW OF MINING PROPERTIES AND INTERESTS

The Company's most significant operating properties and interests are described below:

- Coeur owns 100% of Coeur Mexicana S.A. de C.V. ("Coeur Mexicana"), which operates the underground and surface Palmarejo silver and gold mine in Mexico. The Palmarejo mine began shipping silver/gold doré in April 2009. Palmarejo produced 7.6 million ounces of silver and 116,536 ounces of gold in 2013. On January 21, 2009, the Company entered into a gold production royalty transaction with Franco-Nevada Corporation under which Franco-Nevada purchased a royalty covering 50% of the life of mine gold to be produced by Coeur from the Palmarejo mine. Royalty payments made beyond the minimum obligation of 400,000 ounces of gold are payable when the market price per ounce of gold is greater than \$400, subject to a 1% annual inflation compounding adjustment which commenced January 21, 2013. A total of 140,931 ounces of gold remain outstanding at December 31, 2013 under the minimum royalty obligation. The Company controls a large land position around its existing operations.
- Coeur owns 100% of Empresa Minera Manquiri S.A. ("Manquiri"), a Bolivian company that controls the mining rights for the San Bartolomé mine, which is a surface silver mine in Bolivia where Coeur commenced commercial production in June 2008. San Bartolomé produced 5.9 million ounces of silver during 2013.
- Coeur owns 100% of Coeur Alaska, Inc. ("Coeur Alaska"), which owns the Kensington mine, an underground gold mine located north of Juneau, Alaska. The Kensington mine began commercial production in July 2010. Kensington produced 114,821 ounces of gold in 2013.
- Coeur owns 100% of Coeur Rochester, Inc. ("Coeur Rochester"), which has operated the Rochester mine, a silver and gold surface mining operation located in northwestern Nevada, since 1986. The Company completed construction of a new leach pad and related infrastructure in the fourth quarter of 2011. Rochester produced 2.8 million ounces of silver and 30,860 ounces of gold in 2013.
- Coeur owns 100% of Coeur Capital, Inc. ("Coeur Capital"), which holds the Company's streaming and royalty interests, along with its portfolio of strategic equity investments. Coeur Capital currently holds the Endeavor silver stream, acquired in May 2005 for \$44.0 million, which consists of all silver production and reserves (up to 20.0 million payable ounces) contained at the Endeavor mine in New South Wales, Australia, which is owned and operated by Cobar Operations Pty. Limited, a wholly-owned subsidiary of CBH Resources Ltd. ("CBH"). The Endeavor mine is an underground zinc, lead and silver mine, which has been in production since 1983. Endeavor produced 0.7 million ounces of silver in 2013. Coeur Capital also holds a tiered royalty on McEwen Mining Inc.'s El Gallo/Magistral mine in Mexico, currently paying a 3.5% net smelter royalty ("NSR"), a 1.5% NSR on Dynasty Metals & Mining, Inc.'s Zaruma mine in Ecuador and a 2.0% NSR on Mandalay Resources Corp.'s Cerro Bayo mine in Chile.
- In April 2013, the Company completed its acquisition of Orko Silver Corp. ("Orko"), which holds the La Preciosa silver-gold project in Durango state, Mexico. On July 8, 2013, the Company announced results of a preliminary economic assessment ("PEA") for the La Preciosa project and the Company has commenced a feasibility study for the project that it expects will be completed in mid-2014.
- Coeur owns 100% of the Joaquin silver and gold development project located in the Santa Cruz province of southern Argentina. The Company commenced exploration of this large property located north of the Company's Martha silver mine in November 2007. Since that time the Company has defined silver and gold mineralization in two deposits at Joaquin, La Negra and La Morocha, and has recently commenced work on detailed drilling and other technical, economic and environmental programs which it expects will ultimately lead to completion of a feasibility study, subject to political conditions in Argentina, among other factors.
- Coeur owns 100% of Coeur Argentina S.R.L., which operated the underground silver and gold Martha mine located in Santa Cruz, Argentina. Mining operations ceased in September 2012.

SILVER AND GOLD PRICES

The Company's operating results are substantially dependent upon the market prices of silver and gold. The Company has no control over silver and gold prices, which can fluctuate widely. The volatility of such prices is illustrated by the following table, which sets forth the high and low prices of silver (as reported by Handy and Harman) and gold (PM fixing price as reported by the London Gold Market Fixing Limited) per ounce during the periods indicated:

| | Year Ended December 31, | | | | | |
|--------|-------------------------|----------|----------|----------|----------|----------|
| | 2013 | | 2012 | | 2011 | |
| | High | Low | High | Low | High | Low |
| Silver | \$ 32.31 | \$ 18.70 | \$ 36.88 | \$ 26.39 | \$ 48.55 | \$ 26.77 |
| Gold | \$ 1,694 | \$ 1,192 | \$ 1,792 | \$ 1,540 | \$ 1,895 | \$ 1,319 |

MARKETING

All of the Company's mining operations produce silver and gold in doré form except for the Kensington mine, which produces a gold concentrate. The Endeavor mine, in which Coeur Capital holds a silver stream, produces a silver concentrate. The Company refines its precious metals doré and concentrates using a geographically diverse group of third party refiners and smelters in Switzerland, Japan, Australia, Germany, China, and the United States.

The Company markets its doré to bullion trading houses, market makers and members of the London Bullion Market Association, industrial companies and other financial institutions. The Company currently has eight trading counterparties and the sales of metals to these companies amounted to approximately 72%, 91%, and 82% of total metal sales in 2013, 2012 and 2011, respectively. Generally, the loss of a single bullion trading counterparty would not adversely affect the Company due to the liquidity of the markets and the availability of alternative trading counterparties.

Sales of silver and gold concentrates to third party smelters amounted to approximately 28%, 9%, and 18% of total metal sales for the years ended December 31, 2013, 2012 and 2011, respectively. The loss of any one smelting and refining client may have a material adverse effect if alternate smelters and refiners are not available. The Company believes there is sufficient global capacity available to address the loss of any one smelter.

HEDGING ACTIVITIES

The Company's strategy is to provide stockholders with leverage to changes in silver and gold prices by selling silver and gold production at market prices. The Company has entered into derivative contracts to protect the selling price for certain anticipated silver and gold production and to manage risks associated with foreign currencies. For additional information see "Item 7A. Quantitative and Qualitative Disclosures About Market Risk" and Note 12 -- Derivative Financial Instruments in the notes to the consolidated financial statements.

GOVERNMENT REGULATION

General

The Company's activities are subject to extensive federal, state and local laws governing the protection of the environment, prospecting, development, production, taxes, labor standards, occupational health, mine safety, toxic substances and other matters. The costs associated with compliance with such regulatory requirements are substantial and possible future legislation and regulations could cause additional expense, capital expenditures, restrictions and delays in the development and continued operation of the Company's properties, the extent of which cannot be predicted. In the context of environmental permitting, including the approval of reclamation plans, the Company must comply with known standards and regulations which may entail significant costs and delays. Although the Company has been recognized for its commitment to environmental responsibility and believes it is in substantial compliance with applicable laws and regulations, amendments to current laws and regulations, more stringent application or interpretation of these laws and regulations through judicial review or administrative action or the adoption of new laws could have a materially adverse effect upon the Company and its results of operations.

Estimated future reclamation costs are based primarily on legal and regulatory requirements. At December 31, 2013, \$57.5 million was accrued for reclamation costs relating to currently developed and producing properties. The Company is also involved in several matters concerning environmental obligations associated with former mining activities. Based upon the Company's best estimate of its liabilities for these items, \$1.0 million was accrued at December 31, 2013. These amounts are included in reclamation and mine closure liabilities on the consolidated balance sheet.

Federal Environmental Laws

Certain mining wastes from extraction and beneficiation of ores would be considered hazardous waste under the Resource Conservation and Recovery Act ("RCRA") and state law equivalents but are currently exempt from the extensive set of Environmental Protection Agency ("EPA") regulations governing hazardous waste. If the Company's mine wastes were treated as hazardous waste under RCRA or such wastes resulted in operations being designated as "Superfund" sites under the Comprehensive Environmental Response, Compensation, and Liability Act ("CERCLA") or state law equivalents for cleanup, material expenditures could be required for the construction of additional waste disposal facilities, for other remediation expenditures, or for natural resource damages. Under CERCLA, any present or past owners or operators of a Superfund site generally may be held liable and may be forced to undertake remedial cleanup action or to pay for the government's cleanup efforts. Such owners or operators may also be liable to governmental entities for the cost of damages to natural resources, which may be substantial. Additional regulations or requirements may also be imposed upon the Company's operations and tailings and waste disposal areas in Alaska and Nevada under the Clean Water Act ("CWA") and state law equivalents. Air emissions are subject to the Clean Air Act and its state equivalents as well. The Company has reviewed and considered current federal legislation relating to climate change and does not believe it to have a material effect on its operations. Future changes in federal or state laws or regulations could have a materially adverse effect upon the Company and its results of operations.

Proposed Mining Legislation

A portion of the Company's U.S. mining properties are on unpatented mining claims on federal lands. See "Item 1A. Risk Factors - Third parties may dispute the Company's unpatented mining claims, which could result in the discovery of defective titles and losses affecting its business" and Note 20 -- Commitments and Contingencies in the notes to the consolidated financial statements. Legislation has been introduced regularly in the U.S. Congress over the last decade to change the Mining Law of 1872 as amended, under which the Company holds these unpatented mining claims. It is possible that the Mining Law may be amended or replaced by less favorable legislation in the future. Previously proposed legislation contained a production royalty obligation, new environmental standards and conditions, additional reclamation requirements and extensive new procedural steps which would likely result in delays in permitting. The ultimate content of future proposed legislation, if enacted, is uncertain. If a royalty on unpatented mining claims were imposed, the profitability of the Company's U.S. operations could be materially adversely affected. In addition, the Forest Service and the Bureau of Land Management have considered revising regulations governing operations under the Mining Law on federal lands they administer, which, if implemented, may result in additional procedures and environmental conditions and standards on those lands. The majority of the Company's operations are either outside of the United States or on private patented lands and would be unaffected by potential legislation.

Any such reform of the Mining Law or Bureau of Land Management and Forest Service regulations thereunder could increase the costs of mining activities on unpatented mining claims, or could materially impair the ability of the Company to develop or continue operations which derive ore from federal lands, and as a result could have an adverse effect on the Company and its results of operations. Until such time, if any, as new reform legislation or regulations are enacted, the ultimate effects and costs of compliance on the Company cannot be estimated.

Foreign Government Regulations

Bolivia, where the San Bartolomé mine is located, and Mexico, where the Palmarejo mine and the La Preciosa project are located, have both adopted laws and guidelines for environmental permitting that are similar to those in effect in the United States and other South American countries. The permitting process requires a thorough study to determine the baseline condition of the mining site and surrounding area, an environmental impact analysis, and proposed mitigation measures to minimize and offset the environmental impact of mining operations. The Company has received all permits required to operate the San Bartolomé and Palmarejo mines, and has received all permits necessary for its exploration activities at the La Preciosa project.

The mining properties of the Company that are located in Argentina are subject to various government laws and regulations pertaining to the protection of the air, surface water, ground water and the environment in general, as well as the health of the work force, labor standards and the socio-economic impacts of mining facilities upon the communities. The Company believes it is in substantial compliance with all applicable laws and regulations to which it is subject in Argentina.

The Company does not directly hold any interest in mining properties in Australia. However, the Company has purchased CBH Resources Limited's ("CBH") silver reserves at the Endeavor mine. CBH is responsible for the mining operation and compliance with government regulations and the Company is not responsible for compliance. The Company is however at risk for any production stoppages resulting from non-compliance. CBH's mining property is subject to a range of state and federal government laws and regulations pertaining to the protection of the air, surface water, ground water, noise, site rehabilitation and the environment in general, as well as the occupational health and safety of the work force, labor standards and the socio-economic impacts of mining facilities among local communities. In addition, the various federal and state native title laws and regulations recognize and protect the rights and interests in Australia of Aboriginal and Torres Strait Islander people in land and waters and may restrict mining and exploration activity and/or result in additional costs. CBH is required to deal with a number of governmental

departments in connection with the development and exploitation of its mining property. The Company is not aware of any substantial non-compliance with applicable laws and regulations to which CBH is subject in Australia.

Maintenance of Claims

Bolivia

The Bolivian state-owned mining organization, Corporación Minera de Bolivia ("COMIBOL"), is the underlying owner of all of the mining rights relating to the San Bartolomé mine. COMIBOL's ownership derives from the Supreme Decree 3196 issued in October 1952, when the government nationalized most of the mines in Potosí. COMIBOL has leased the mining rights for the surface silver and tin bearing sediment to several Potosí cooperatives. The cooperatives have subleased their mining rights to Coeur's subsidiary, Manquiri, through a series of "joint venture" contracts. In addition to those agreements with the cooperatives, Manquiri holds additional mining rights under lease agreements directly with COMIBOL. All of Manquiri's mining and surface rights collectively constitute the San Bartolomé project. For additional information regarding the maintenance of its claims to the San Bartolomé mine, see "Item 2. Properties -- Silver and Gold Mining Properties, Bolivia-San Bartolomé."

Mexico

In order to carry out mining activities in Mexico, the Company is required to obtain a mining concession from the General Bureau of Mining which belongs to the Ministry of Economy of the Federal Government, or be assigned previously granted concession rights, and both must be recorded with the Public Registry of Mining. In addition, mining works may have to be authorized by other authorities when performed in certain areas, including ejidos, villages, dams, channels, general communications ways, submarine shelves of islands, islets and reefs, marine beds and subsoil and federal maritime-terrestrial zones. Reports have to be filed with the General Bureau of Mining in May of each year, evidencing previous calendar year mining investment and works. Annual reports, detailing production results, must be submitted by January 30 for each concession bearing production and all concessions over six years of age. Biannual mining duties are payable in January and July of each year and, beginning in 2014, holders of mining concessions must pay annually and no later than the last business day of March a special mining fee based on 7.5% of the income before interest and certain other permitted deductions derived from the transfer or sale of minerals, plus 0.5% of gross revenues from sales of gold, silver and platinum. Failure to pay any of these duties and submit the required reports could lead to cancellation of the concessions. Upon expiration or cancellation of the concession, certain obligations remain, such as filing technical reports and ground support.

United States

At mining properties in the United States, including the Rochester and Kensington mines, operations are conducted upon both patented and unpatented mining claims. Pursuant to applicable federal law it is necessary to pay to the Secretary of the Interior, on or before August 31 of each year, a claim maintenance fee of \$140 per claim. This claim maintenance fee is in lieu of the assessment work requirement contained in the Mining Law. In addition, Nevada holders of unpatented mining claims are required to pay the county recorder of the county in which the claim is situated an annual fee of \$8.50 per claim. For unpatented claims in Alaska, the Company is required to pay a variable, annual rental fee based on the age of the claim and must perform annual labor or make an annual payment in lieu of annual labor. No maintenance fees are payable for federal patented claims. Patented claims are similar to land held by an owner who is entitled to the entire interest in the property with unconditional power of disposition and are subject to local ad valorem property taxes. See "Item 1A. Risk Factors - Third parties may dispute the Company's unpatented mining claims, which could result in the discovery of defective titles and losses affecting its business".

Argentina

Minerals are owned by the provincial governments, which impose a maximum 3% mine-mouth royalty on mineral production. The first step in acquiring mining rights is filing an exploration concession ("Cateo"), which gives exclusive prospecting rights for the requested area for a period of time, generally up to three years. The maximum size of each Cateo is 10,000 hectares; a maximum of 20 Cateos, or 200,000 hectares, can be held by a single entity in any one province.

The holder of a Cateo has exclusive right to establish a discovery concession ("Manifestacion de Descubrimiento" or "MD") on that Cateo, but MDs can also be set without a Cateo on any land not covered by another party's Cateo. MDs are filed as either a vein or disseminated discovery. A square protection zone can be declared around the discovery — up to 840 hectares for a vein MD or up to 7,000 hectares for a disseminated MD. The protection zone grants the discoverer exclusive rights for an indefinite period, during which the discoverer must provide an annual report presenting a program of exploration work and investments related to the protection zone. A MD can be upgraded to an exploitation concession ("Concesion de Explotacion or "Mina"), which gives the holder the right to begin commercial extraction of minerals.

Australia

At the Endeavor mining property in Australia operated by CBH, operations are conducted on designated mining leases issued by the relevant state government mining department. Mining leases are issued for a specific term and include a range of environmental and other conditions including the payment of production royalties, annual lease fees and the use of cash or a bank guarantee as security for reclamation liabilities. The amounts required to be paid to secure reclamation liabilities are determined on a case by case basis. In addition, according to public sources, CBH holds a range of exploration titles and permits, which are also issued by the respective state government mining departments for specified terms and require payment of annual fees and completion of designated expenditure programs on the leases to maintain title. In Australia, minerals in the ground are owned by the state until severed from the ground through mining operations.

Chile

The State of the Republic of Chile recognizes the free availability for concession purposes of all mineral substances, both metal and non-metal, with the exception of liquid or gaseous hydrocarbons. Mining concessions are always established by the court with no decision-making action by any other authority, avoiding in this way the discretionary interference of administrative authorities. Preference for establishing a concession is given to the first person to submit the necessary application to the court. Any Chilean or foreign person may establish and acquire mining concessions. The holder's title to the mining concession is protected by the constitutional (warrant) guarantee of proprietary rights. Chilean legislation provides for two kinds of concessions: (i) the exploration concession, which remains in effect for two years and may be extended for another two year period, provided at least half the area thereof is surrendered; and (ii) the exploitation concession which is perpetual. In order to maintain the exploration and exploitation concession, an annual tax is payable to the government before March 31 of each year in the approximate amount of \$1.60 and \$8.00 per hectare, respectively.

EMPLOYEES

The number of full-time employees of the Company at December 31, 2013 was:

| | |
|-------------------------------------------|--------------|
| U.S. Corporate Staff and Office | 75 |
| Rochester Mine | 275 |
| Kensington Mine | 302 |
| Argentina Exploration | 7 |
| La Preciosa Property | 37 |
| San Bartolomé Mine/Bolivia ⁽¹⁾ | 349 |
| Palmarejo Mine/Mexico | 922 |
| Total | <u>1,967</u> |

- (1) The Company maintains a labor agreement in South America with Sindicato de Trabajadores Mineros de la Empresa Manquiri S.A. at the San Bartolomé mine in Bolivia. The San Bartolomé mine labor agreement is in effect for 2014. At December 31, 2013, approximately 10.4% of the Company's worldwide labor force was covered by collective bargaining agreements.

EXPLORATION STAGE MINING PROPERTIES

The Company has interests in exploration stage properties located in the United States, Chile, Argentina, Bolivia, and Mexico with no mineable ore reserves.

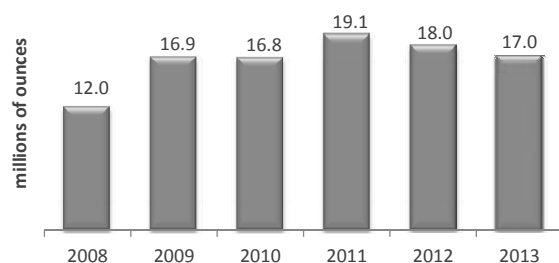
BUSINESS STRATEGY AND COMPETITIVE STRENGTHS

Management believes the following strengths provide the Company with significant competitive advantages:

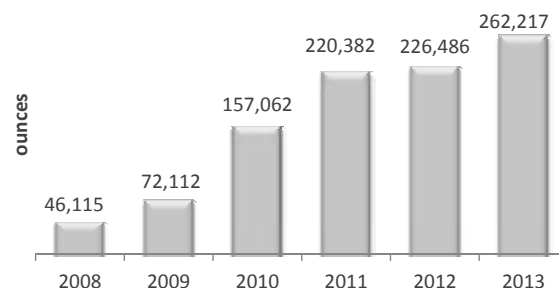
Strong track record of developing and operating mines

The Company has successfully acquired, developed and operated a strong portfolio of operating mines since its founding in 1928. The Company is a large primary silver producer with significant gold production. In 2013, it produced 17.0 million ounces of silver and 262,217 ounces of gold at cash costs of \$9.84 per ounce of silver and \$950 per ounce of gold. The Company has established strong production at three wholly-owned, long lived mines including San Bartolomé, Palmarejo, and Kensington. In addition, the Company continues to expand production at its Rochester mine.

Silver Production

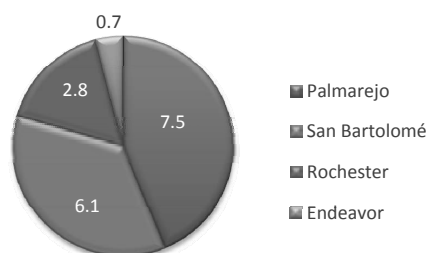


Gold Production

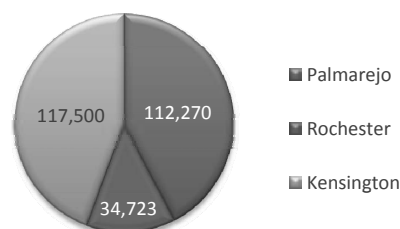


Operating and commodity diversity: The Company's silver and gold is produced at five operating mines located in four countries. The Company operates the Palmarejo silver and gold mine in Mexico, the San Bartolomé silver mine in Bolivia, the Kensington gold mine in Alaska, and the Rochester silver and gold mine in Nevada. In addition, the Company has a non-operating interest in the Endeavor silver and base metal mine in Australia. The Company also owns the La Preciosa and the Joaquin silver and gold development projects in Mexico and Argentina, respectively. The Company's metal sales breakdown by operating mine and metal is set out below:

2013 Silver Sales by Mine (millions of ounces)



2013 Gold Sales by Mine (ounces)



Experienced management team

The Company has built a high caliber management team of devoted professionals with extensive mining industry expertise. President and Chief Executive Officer, Mitchell Krebs, Senior Vice President and Chief Financial Officer, Peter Mitchell, Senior Vice President and Chief Operating Officer, Frank Hanagarne, and Senior Vice President and Chief Development Officer, Joe Phillips, each has significant experience in the mining industry. The board of directors also brings diverse industry backgrounds and considerable professional experience to the Company.

Capitalizing on prior development program

The Company has invested significant capital in commissioning three large mines at the San Bartolomé, Palmarejo and Kensington properties and the expansion of the Rochester mine, with development capital substantially complete at these mines. The Palmarejo mine, San Bartolomé mine, Kensington mine, and Rochester mine, each operated by the Company, and the Endeavor mine, operated by a non-affiliated party, constituted the Company's principal sources of mining revenues in 2013. The following table sets forth information regarding the percentage contribution to the Company's total revenues by the sources of those revenues during the past five years, excluding discontinued operations:

| Mine/Location | Coeur Percentage Ownership at December 31, 2013 | Percentage of Total Revenues For The Years Ended December 31, | | | | |
|--------------------------------|-------------------------------------------------------|------------------------------------------------------------------|------|------|------|------|
| | | 2013 | 2012 | 2011 | 2010 | 2009 |
| Palmarejo Mine, Mexico | 100% | 43% | 49% | 50% | 45% | 30% |
| San Bartolomé Mine, Bolivia | 100% | 19 | 20 | 26 | 28 | 38 |
| Kensington Mine, United States | 100% | 20 | 12 | 15 | 4 | — |
| Rochester Mine, United States | 100% | 16 | 15 | 6 | 11 | 15 |
| Martha Mine, Argentina | 100% | — | 2 | 1 | 10 | 15 |
| Coeur Capital ⁽¹⁾ | 100% | 2 | 2 | 2 | 2 | 2 |
| | | 100% | 100% | 100% | 100% | 100% |

(1) Consists primarily of revenues from mineral interests in the Endeavor mine in Australia.

CAUTIONARY STATEMENT CONCERNING FORWARD-LOOKING STATEMENTS

This report contains numerous forward-looking statements within the meaning of Section 21E of the Securities Exchange Act of 1934, as amended (the “Exchange Act”) relating to the Company’s gold and silver mining business, including statements regarding mineral reserve and mineralized material estimates, exploration and development efforts, production results, and initiatives to maximize net cash flow, enhance revenues, reduce operating and non-operating costs and manage working capital efficiently. Such forward-looking statements are identified by the use of words such as “believes,” “intends,” “expects,” “hopes,” “may,” “should,” “plan,” “projected,” “contemplates,” “anticipates” or similar words. Actual production, operating schedules, results of operations, ore reserve and resources could differ materially from those projected in the forward-looking statements. The factors that could cause actual results to differ materially from those projected in the forward-looking statements include (i) the risk factors set forth below under Item 1A and in Management’s Discussion and Analysis of Financial Condition and Results of Operations under Item 7, (ii) the risks and hazards inherent in the mining business (including risks inherent in developing large-scale mining projects, environmental hazards, industrial accidents, weather or geologically related conditions), (iii) changes in the market prices of gold and silver and a sustained lower price environment, (iv) the uncertainties inherent in the Company’s production, exploratory and developmental activities, including risks relating to permitting and regulatory delays, ground conditions and grade variability, (v) any future labor disputes or work stoppages, (vi) the uncertainties inherent in the estimation of gold and silver ore reserves and future production, (vii) changes that could result from the Company’s future acquisition of new mining properties or businesses, (viii) reliance on third parties to operate certain mines where the Company owns silver production and reserves, (ix) the absence of control over mining operations in which the Company or any of its subsidiaries holds royalty or streaming interests and risks related to these mining operations (including results of mining and exploration activities, environmental, economic and political risks and changes in mine plans and project parameters); (x) the loss of any third-party smelter to which the Company markets silver and gold, (xi) the effects of environmental and other governmental regulations, (xii) the risks inherent in the ownership or operation of or investment in mining properties or businesses in foreign countries, and (xiii) the Company’s ability to raise additional financing necessary to conduct its business, make payments or refinance its debt. Readers are cautioned not to put undue reliance on forward-looking statements. The Company disclaims any intent or obligation to update publicly these forward-looking statements, whether as a result of new information, future events or otherwise.

CAUTIONARY NOTE REGARDING DISCLOSURE OF MINERAL PROPERTIES

Reserves, Resources and Mineralized Material

Coeur Mining, Inc. is subject to the reporting requirements of the Exchange Act and applicable Canadian securities laws, and as a result we report our mineral reserves according to two different standards. Canadian reporting requirements for disclosure of mineral properties are governed by National Instrument 43-101 Standards of Disclosure for Mineral Projects (“NI 43-101”).

The definitions of NI 43-101 are adopted from those given by the Canadian Institute of Mining, Metallurgy and Petroleum.

U.S. reporting requirements, however, are governed by the SEC’s Industry Guide 7 (as interpreted by the SEC, “Guide 7”).

Both sets of reporting standards have similar goals in terms of conveying an appropriate level of confidence in the disclosures being reported, but embody different approaches and definitions. Under Guide 7, mineralization may not be classified as a “reserve” unless the determination has been made that the mineralization could be economically and legally produced or extracted at the time the reserve determination is made.

In our public filings in Canada and in certain other announcements not filed with the SEC, we disclose measured, indicated and inferred resources, each as defined in NI 43-101, in addition to our mineral reserves. U.S. investors are cautioned that, while the terms “measured mineral resources,” “indicated mineral resources” and “inferred mineral resources” are recognized and required by Canadian securities laws, Guide 7 does not recognize them. The estimation of measured resources and indicated resources involve greater uncertainty as to their existence and economic feasibility than the estimation of proven and probable reserves, and therefore U.S. investors are cautioned not to assume that all or any part of measured or indicated resources will ever be converted into Guide 7 compliant reserves. The estimation of inferred resources involves far greater uncertainty as to their existence and economic viability than the estimation of other categories of resources, and therefore it cannot be assumed that all or any part of inferred resources will ever be upgraded to a higher category. Therefore, investors are cautioned not to assume that all or any part of inferred resources exist, or that they can be mined legally or economically.

In this Annual Report on Form 10-K and in our other filings with the SEC, we modify our estimates made in compliance with NI 43-101 to conform to Guide 7 for reporting in the United States. In this Form 10-K, we use the term “mineralized material” to describe mineralization in mineral deposits that do not constitute “reserves” under U.S. standards. “Mineralized material” is substantially equivalent to measured and indicated mineral resources (exclusive of reserves) as disclosed for reporting purposes in Canada, except that the SEC only permits issuers to report “mineralized material” in tonnage and average grade without reference to contained ounces. We provide disclosure of mineralized material to allow a means of comparing our projects to those of other companies in the mining industry, many of which are Canadian and report pursuant to NI 43-101, and to comply

with applicable disclosure requirements. We caution you not to assume that all or any part of mineralized material will ever be converted into Guide 7 compliant reserves.

Technical Reports and Qualified Persons

As required by Canadian securities laws, we hereby notify Canadian investors that the scientific and technical information concerning our mineral projects in this Form 10-K have been reviewed and approved by a “qualified person” under NI 43-101, namely our Vice President, Technical Services, W. David Tyler. For a description of the key assumptions, parameters and methods used to estimate mineral reserves included in this Form 10-K, as well as data verification procedures and a general discussion of the extent to which the estimates may be affected by any known environmental, permitting, legal, title, taxation, socio-political, marketing or other relevant factors, Canadian investors may view technical reports prepared for each of our properties as filed on SEDAR at www.sedar.com. **Neither the technical reports nor the statements of any qualified person filed with the Canadian securities regulatory authorities are included in, or incorporated by reference in, this Form 10-K.** Because the definitions and standards of NI 43-101 differ from those of Guide 7, investors are cautioned that information contained in reports prepared pursuant to NI 43-101, like the technical reports, may not be comparable to similar information that we can disclose in this Form 10-K or the other reports we file with the SEC.

AVAILABLE INFORMATION

The Company maintains an Internet website at <http://www.coeur.com>. Coeur makes available, free of charge, on or through its website, its Annual Reports on Form 10-K, Quarterly Reports on Form 10-Q, Current Reports on Form 8-K and Proxy Statements, as well as Forms 3, 4 and 5 with respect to its common stock, as soon as reasonably practicable after such reports are electronically filed with the Securities and Exchange Commission (the “SEC”). Copies of Coeur’s Corporate Governance Guidelines, charters of the key committees of the Board of Directors (Audit, Compensation, Nominating and Corporate Governance, and Environmental, Health, Safety, and Social Responsibility Committees) and its Code of Business Conduct and Ethics, applicable to the Chief Executive Officer, Chief Financial Officer and Chief Accounting Officer, among others, are available at the Company’s website <http://www.coeur.com>. Information contained on the Company’s website is not a part of this report.

Item 1A. **Risk Factors**

The Company's results of operations, cash flows and operating costs are highly dependent upon the market prices of silver and gold and other commodities, which are volatile and beyond the Company's control. The Company's use of derivative contracts to protect against such volatility exposes us to risk of opportunity loss, mark-to-market accounting adjustments and exposure to counterparty credit risk.

Silver and gold are commodities, and their prices are volatile. During the twelve months ended December 31, 2013, the price of silver ranged from a low of \$18.70 per ounce to a high of \$32.31 per ounce, and the price of gold ranged from a low of \$1,192 per ounce to a high of \$1,694 per ounce. During the fourth quarter of 2013, the price of silver ranged from a low of \$19.10 per ounce to a high of \$23.03 per ounce, and the price of gold ranged from a low of \$1,195 per ounce to a high of \$1,361 per ounce. The closing market prices of silver and gold on February 21, 2014 were \$21.72 per ounce and \$1,323 per ounce, respectively.

Silver and gold prices are affected by many factors beyond the Company's control, including prevailing interest rates and returns on other asset classes, expectations regarding inflation, speculation, currency values, governmental decisions regarding the disposal of precious metals stockpiles, global and regional demand and production, political and economic conditions and other factors. In addition, Exchange Traded Funds (“ETFs”), which have substantially facilitated the ability of large and small investors to buy and sell precious metals, have become significant holders of gold and silver. Factors that are generally understood to contribute to a decline in the prices of silver and gold include a strengthening of the U.S. dollar, net outflows from gold and silver ETFs, bullion sales by private and government holders and a general global economic slowdown.

Because the Company derives all of its revenues from sales of silver and gold, its results of operations and cash flows will fluctuate as the prices of these metals increase or decrease. A sustained period of declining gold and silver prices would materially and adversely affect the results of operations and cash flows. Additionally, if market prices for silver and gold decline or remain at relatively low levels for a sustained period of time, The Company may have to revise its operating plans, including reducing operating costs and capital expenditures, terminating or suspending mining operations at one or more of its properties and discontinuing certain exploration and development plans. The Company may be unable to decrease its costs in an amount sufficient to offset reductions in revenues, and may incur losses.

Operating costs at the Company's mines are affected by the price of input commodities, such as fuel, electricity, labor, chemical reagents, explosives, steel and concrete. Prices for these input commodities are volatile and can fluctuate due to conditions that are difficult to predict, including global competition for resources, currency fluctuations, consumer or industrial demand and

other factors. Continued volatility in the prices of commodities and other supplies the Company purchases could lead to higher costs, which would adversely affect results of operations and cash flows.

Since the beginning of 2011, the Company has made strategic minority investments in eight silver and gold development companies in North and South America. The value of these investments depends significantly on the market prices of silver and gold. The value of these investments has declined, and the Company cannot assure that the value of these investments, or the value of future investments it may make in other development companies, will not decline further. Declines in the value of these investments could adversely affect the Company's financial condition.

A significant and sustained decline in gold and silver prices during 2013 caused the Company to write down its long-lived assets and, in the future such declines could cause one or more of the Company's mining properties to become unprofitable, which could require the Company to record additional write-downs of long-lived assets. Such write-downs may adversely affect the Company's results of operations and financial condition.

The Company reviews its long-lived assets for recoverability pursuant to the Financial Accounting Standard Board's Accounting Standards Codification Section 360 ("ASC 360"). Under that standard, the Company reviews the recoverability of the cost of its long-lived assets, such as its mining properties, upon a triggering event. Such review involves the Company estimating the future undiscounted cash flows expected to result from the use and eventual disposition of the asset. Impairment, measured by comparing an asset's carrying value to its fair value, must be recognized when the carrying value of the asset exceeds these cash flows. The Company conducts a review of the financial performance of its mines in connection with the preparation of its financial statements for each reported period and determines whether any triggering events are indicated.

The Company's assessment of the recoverability of its long-lived assets as of December 31, 2013 under ASC 360 indicated that a write-down of its long-lived assets at December 31, 2013 of approximately \$773 million was required. This non-cash write-down resulted in an impairment charge in the Company's statement of comprehensive income (loss) and reduced the carrying value of mining properties and property, plant and equipment on the Company's balance sheet. See Note 4 -- Write-Downs in the notes to the Consolidated Financial Statements for further detail.

If there are further significant and sustained declines in silver and gold prices or if the currently low silver or gold prices remain at such prices, or if the Company fails to control production and operating costs or realize the mineable ore reserves at its mining properties, the Company may terminate or suspend mining operations at one or more of its properties. These events could require a further write-down of the carrying value of the Company's assets. Any such actions would adversely affect the Company's results of operations and financial condition.

The Company may record other types of additional mining property charges in the future if it sells a property for a price less than its carrying value or has to increase reclamation liabilities in connection with the closure and reclamation of a property. Any such additional write-downs of mining properties could adversely affect the Company's results of operations and financial condition.

The Company's use of derivative contracts to protect against market price volatility exposes it to risk of opportunity loss, mark-to-market accounting adjustments and exposure to counterparty credit risk.

From time to time, the Company may enter into price risk management contracts to protect against fluctuations in the price of its products and changes in the price of fuel and other input costs. These contracts could include forward sales or purchase contracts, futures contracts, purchased or sold put and call options and other contracts. Any such use of forward or futures contracts can expose the Company to risk of an opportunity loss. The use of derivative contracts may also result in significant mark-to-market accounting adjustments, which may have a material adverse impact on reported financial results. The Company is exposed to credit risk with contract counterparties, including, but not limited to, sales contracts and derivative contracts. In the event of non-performance in connection with a contract, the Company could be exposed to a loss of value for that contract.

The Company is an international company and is exposed to political and social risks in the countries in which it has significant operations or interests.

A majority of the Company's revenues are generated by operations outside the United States, and it is subject to significant risks inherent in resource extraction by foreign companies and contracts with government owned entities. Exploration, development, production and closure activities in many countries are potentially subject to heightened political and social risks that are beyond the Company's control. These risks include the possible unilateral cancellation or forced re-negotiation of contracts, unfavorable changes in foreign laws and regulations, royalty and tax increases, claims by governmental entities or indigenous communities, expropriation or nationalization of property and other risks arising out of foreign sovereignty over areas in which operations are conducted. The right to export silver and gold may depend on obtaining certain licenses and quotas, which could be delayed or

denied at the discretion of the relevant regulatory authorities. In addition, the Company's rights under local law may be less secure in countries where judicial systems are susceptible to manipulation and intimidation by government agencies, non-governmental organizations or civic groups.

Any of these developments could require the Company to curtail or terminate operations at its mines, incur significant costs to meet newly-imposed environmental or other standards, pay greater royalties or higher prices for labor or services and recognize higher taxes, which could materially and adversely affect financial condition, results of operations and cash flows.

These risks may be higher in developing countries in which the Company may expand its exploration for and development of mineral deposits. Potential operations in these areas increase the Company's exposure to risks of war, local economic conditions, political disruption, civil disturbance and governmental policies that may disrupt its operations.

The Company's ongoing and future success depends on developing and maintaining productive relationships with the communities (including indigenous peoples) and other stakeholders in its operating locations. The Company believes its operations can provide valuable benefits to surrounding communities, in terms of direct employment, training and skills development and other community benefits associated with ongoing payment of taxes. In addition, the Company seeks to maintain its partnerships and relationships with local communities and stakeholders in a variety of ways, including in-kind contributions, volunteer time, sponsorships and donations. Notwithstanding the Company's ongoing efforts, local communities and stakeholders can become dissatisfied with its activities, which may result in civil unrest, protests, direct action or campaigns against it. Any such occurrences could materially and adversely affect the Company's financial condition, results of operations and cash flows.

The Company's operations outside the United States also expose it to economic and operational risks.

The Company's operations outside the United States also expose it to economic and operational risks. Local economic conditions can cause shortages of skilled workers and supplies, increase costs and adversely affect the security of operations. In addition, higher incidences of criminal activity and violence in the area of some of the Company's foreign operations, including drug-cartel related violence in Mexico, could adversely affect the Company's ability to operate in an optimal fashion and may impose greater risks of theft and greater risks as to personnel and property security. These conditions could lead to lower productivity and higher costs, which would adversely affect results of operations and cash flows. The Company sells gold and silver doré in U.S. dollars, but it conducts operations outside the United States in local currency. Currency exchange movements could adversely affect results of operations.

Silver and gold mining involves significant production and operational risks.

Silver and gold mining involves significant production and operational risks, including those related to uncertain mineral exploration success, unexpected geological or mining conditions, the difficulty of development of new deposits, unfavorable climate conditions, equipment or service failures, current unavailability of or delays in installing and commissioning plants and equipment, import or customs delays and other general operating risks. Commencement of mining can reveal mineralization or geologic formations, including higher than expected content of other minerals that can be difficult to separate from silver, which can result in unexpectedly low recovery rates.

Problems also may arise due to the quality or failure of locally obtained equipment or interruptions to services (such as power, water, fuel or transport or processing capacity) or technical support, which could result in the failure to achieve expected target dates for exploration, or could cause production activities to require greater capital expenditure to achieve expected recoveries.

Many of these production and operational risks are beyond the Company's control. Delays in commencing successful mining activities at new or expanded mines, disruptions in production and low recovery rates could have adverse effects on the Company's financial condition, results of operations and cash flows.

The estimation of ore reserves is imprecise and depends upon subjective factors. Estimated ore reserves may not be realized in actual production. The Company's results of operations and financial position may be adversely affected by inaccurate estimates.

The ore reserve figures presented in the Company's public filings are estimates made by the Company's technical personnel and by independent mining consultants contracted by it. Reserve estimates are a function of geological and engineering analyses that require the Company to make assumptions about production costs, recoveries and silver and gold market prices. Reserve estimation is an imprecise and subjective process. The accuracy of such estimates is a function of the quality of available data and of engineering and geological interpretation, judgment and experience. Assumptions about silver and gold market prices are subject to great uncertainty as those prices have fluctuated widely in the past. Declines in the market prices of silver or gold may render reserves containing relatively lower grades of ore uneconomic to exploit, and the Company may be required to reduce reserve estimates, discontinue development or mining at one or more of its properties or write down assets as impaired. Should the Company encounter mineralization or geologic formations at any of its mines or projects different from those predicted, it may adjust its

reserve estimates and alter its mining plans. Either of these alternatives may adversely affect actual production and financial condition, results of operations and cash flows.

The Company's estimates of future production are imprecise, depend upon subjective factors and may not be realized in actual production and such estimates speak only as of their respective dates.

The Company has in the past, and may in the future, provide estimates and projections of its future production. Any such information is forward-looking. Such estimates are made by the Company's management and technical personnel and depend on numerous assumptions, including assumptions about the availability, accessibility, sufficiency and quality of ore, the Company's costs of production, its ability to sustain and increase production levels, the sufficiency of its infrastructure, the performance of its personnel and equipment, its ability to maintain and obtain mining interests and permits and its compliance with existing and future laws and regulations. Actual results and experience may differ materially from these assumptions. Any such production estimates speak only as of the date on which they are made, and the Company disclaims any intent or obligation to update such estimates, whether as a result of new information, future events or otherwise.

For instance, in the Company's Form 10-Q for the three months ended September 30, 2013, the Company provided production estimates under the heading "Management's Discussion and Analysis of Financial Condition and Results of Operations - Production Outlook Detail." Such information included estimates of expected silver and gold production through 2016. These estimates were based on mine plans and other assumptions existing at such time, which mine plans and assumptions change from time to time. The Company has not updated such projections for years other than 2014 for new or different information arising after September 30, 2013, and therefore the Company cannot assure you that such estimates continue to be accurate or that it would provide the same estimates as of the date of this report. See "Cautionary Statement Concerning Forward-Looking Statements."

Forward sales and royalty arrangements can result in limiting the Company's ability to take advantage of increased metal prices while increasing its exposure to lower metal prices.

The Company has in the past entered into, and may in the future enter into, arrangements under which it has agreed to make royalty or similar payments to lenders or other third parties in amounts that are based on expected production and price levels for gold or silver. The Company enters into such arrangements when it concludes that they provide it with necessary capital to develop a specific mining property on favorable terms or to achieve other business objectives. Royalty or similar payment obligations, however, can limit the Company's ability to realize the full effects of rising gold or silver prices and require the Company to make potentially significant cash payments if the mine fails to achieve specified minimum production levels.

The Company's future operating performance may not generate cash flows sufficient to meet debt payment obligations.

As of December 31, 2013, the Company had a total of approximately \$382.5 million of outstanding indebtedness, which includes \$73.9 million for future estimated royalty payments on gold production at Palmarejo. The liabilities associated with such royalty payments increase as the price of gold increases. The Company's ability to make scheduled debt payments on outstanding indebtedness will depend on future results of operations and cash flows. The Company's results of operations and cash flows, in part, are subject to economic factors beyond its control, including the market prices of silver and gold. The Company may not be able to generate enough cash flow to meet obligations and commitments. If the Company cannot generate sufficient cash flow from operations to service debt, it may need to further refinance debt, dispose of assets or issue equity to obtain the necessary funds. The Company cannot predict whether it would be able to refinance debt, issue equity or dispose of assets to raise funds on a timely basis or on satisfactory terms.

The Company's future growth will depend upon its ability to develop new mines, either through exploration at existing properties or by acquisition from other mining companies.

Because mines have limited lives based on proven and probable ore reserves, an important element of the Company's business strategy is the opportunistic acquisition of silver and gold mines, properties and businesses or interests therein. During 2011, the Company successfully constructed a new leach pad at the Company's Rochester mine. Development of other major mining properties at Palmarejo, San Bartolomé and Kensington has been substantially completed. Since December 2012, the Company has owned 100% of the Joaquin silver-gold development project located in the Santa Cruz province of southern Argentina. As a result of its acquisition of Orko Silver Corp. (now Coeur La Preciosa Silver Corp.) in April 2013, the Company also holds the La Preciosa silver-gold project in the state of Durango, Mexico. The Company's ability to achieve significant additional growth in revenues and cash flows will depend upon success in further developing existing properties and developing or acquiring new mining properties. Both strategies are inherently risky, and the Company cannot assure that it will be able to successfully develop existing or new mining properties or acquire additional mining properties on favorable economic terms or at all.

While it is the Company's practice to engage independent mining consultants to assist in evaluating and making acquisitions, any mining properties or interests that it may acquire may not be developed profitably. If profitable when acquired, that profitability might not be sustained. In connection with any future acquisitions, the Company may incur indebtedness or issue equity securities or securities convertible into equity securities, resulting in increased interest expense, or dilution of the percentage ownership of existing stockholders. The Company cannot predict the impact of future acquisitions on the price of its common stock, or assure that it would be able to obtain any necessary financing on acceptable terms. Unprofitable acquisitions, or additional indebtedness or issuances of securities in connection with such acquisitions, may negatively affect results of operations.

Significant investment risks and operational costs are associated with exploration, development and mining activities. These risks and costs may result in lower economic returns and may adversely affect the Company's business.

The Company's ability to sustain or increase its present production levels depends in part on successful exploration and development of new ore bodies and expansion of existing mining operations. Substantial expenditures are required to establish ore reserves, to extract metals from ores and, in the case of new properties, to construct mining and processing facilities.

Mineral exploration, particularly for silver and gold, involves many risks and is frequently unproductive. Even if mineral deposits are found, those deposits may be insufficient in quantity and quality to return a profit from production, or it may take a number of years until production is possible, during which time the economic viability of the project may change. Few properties which are explored are ultimately developed into producing mines.

The commercial viability of a mineral deposit, once developed, depends on a number of factors, including: the particular attributes of the deposit, such as size, grade and proximity to infrastructure; government regulations including taxes, royalties and land tenure; land use; importing and exporting of minerals; environmental protection; mineral prices; completion of favorable feasibility studies; issuance and maintenance of necessary permits; and receipt of adequate financing.. Factors that affect adequacy of infrastructure include: reliability of roads, bridges, power sources and water supply; unusual or infrequent weather phenomena; sabotage; and government or other interference in the maintenance or provision of such infrastructure. All of these factors are highly cyclical. The exact effect of these factors cannot be accurately predicted, but the combination may result in not receiving an adequate return on invested capital.

In addition, development projects may have no operating history upon which to base estimates of future operating costs and capital requirements. Development project items such as estimates of reserves, metal recoveries and cash operating costs are to a large extent based upon the interpretation of geologic data, obtained from a limited number of drill holes and other sampling techniques, and feasibility studies. Estimates of cash operating costs are then derived based upon anticipated tonnage and grades of ore to be mined and processed, the configuration of the ore body, expected recovery rates of metals from the ore, comparable facility and equipment costs, anticipated climate conditions and other factors. As a result, actual cash operating costs and economic returns of any and all development projects may materially differ from the costs and returns estimated, and accordingly, the Company's financial condition, results of operations and cash flows may be negatively affected.

The Company might be unable to raise additional financing necessary to meet capital needs, conduct business, make payments when due or refinance debt.

The Company might need to raise additional funds in order to meet capital needs, implement its business plan, refinance debt or acquire complementary businesses or products. Any required additional financing might not be available on commercially reasonable terms, or at all. If the Company raises additional funds by issuing equity securities or securities convertible into equity securities, holders of its common stock could experience significant dilution of their ownership interest, and these securities could have rights senior to those of the holders of common stock.

The Company's newly acquired silver-gold project, La Preciosa, is subject to significant development, operational and regulatory risks.

As a development phase project, La Preciosa is subject to numerous risks. These risks include uncertainty as to the development of the La Preciosa project in accordance with current expectations or at all, and the ultimate extent, quality, grade and mineability of mineralization. Further, the Company may be unable to complete project and environmental permitting within an economically acceptable time frame. The recently completed preliminary economic assessment, or PEA, for the La Preciosa project does not have sufficient certainty to constitute a pre-feasibility study or a feasibility study. The PEA includes mineralized material that is considered too speculative geologically to have economic considerations applied to it that would enable the material to be categorized as proven and probable reserves. The Company cannot assure that the results reflected in the PEA will be realized or that it will ever be in a position to identify proven and probable reserves at the La Preciosa project. In particular, the PEA uses estimated capital costs and operating costs which are based on factors including tonnage and grades of metal expected to be mined and processed and expected recovery rates, none of which has been completed to a pre-feasibility study or a feasibility study level. While the Company is currently conducting a feasibility study on the La Preciosa project, the ultimate identification of proven

and probable reserves will depend on a number of factors, including the attributes of the deposit (including size, grade, geological formation and proximity to infrastructure), metal prices, government regulations (including regulations pertaining to taxes, royalties, land use, international trade and permitting) and environmental protections. It is possible that proven and probable reserves will never be identified at the La Preciosa project, which would inhibit the Company's ability to develop the La Preciosa project into a commercial mining operation. In addition, following completion of the feasibility study, the Company may determine not to proceed with project construction.

The Company plans to configure and design the La Preciosa project as a large-tonnage, open pit operation in an effort to maximize annual production and mine life. However, the Company may be unable to obtain the permits required for this design scope, or may be unable to complete the design in a manner that complies with environmental laws. Further, geological or technological impediments to extraction and processing may render the engineering impracticable or uneconomic.

As a result of these and related risks, future estimates of or actual cash operating costs and economic returns of the La Preciosa project may materially differ from these estimated costs and returns for this project, and accordingly, the Company's financial condition, results of operations and cash flows may be negatively affected.

A significant delay or disruption in sales of concentrates as a result of the unexpected discontinuation of purchases by smelter customers could have a material adverse effect on results of operations.

The Company currently markets silver and gold concentrates to third-party smelters and refineries in China and Japan. The loss of any one smelter could have a material adverse effect on the Company if alternative smelters and refineries were unavailable. The Company cannot ensure that alternative smelters or refineries would be available if the need for them were to arise or that it would not experience delays or disruptions in sales that would materially and adversely affect results of operations.

The Company's silver and gold production may decline in the future, reducing its results of operations and cash flows.

The Company's silver and gold production, unless it is able to develop or acquire new properties, will decline over time due to the exhaustion of reserves and the possible closure of mines in response to declining metals prices or other factors. Identifying promising mining properties is difficult and speculative. The Company encounters strong competition from other mining companies in connection with the acquisition of properties producing or capable of producing silver and gold. Many of these companies have greater financial resources than the Company does. Consequently, the Company may be unable to replace and expand current ore reserves through the acquisition of new mining properties or interests therein on terms that are considered acceptable. As a result, revenues from the sale of silver and gold may decline, resulting in lower income and reduced growth. The Company cannot assure that it would be able to replace the production that would be lost due to the exhaustion of reserves and the possible closure of mines.

There are significant hazards associated with mining activities, some of which may not be fully covered by insurance.

The mining business is subject to risks and hazards, including environmental hazards, industrial accidents, the encountering of unusual or unexpected geological formations, cave-ins, flooding, earthquakes and periodic interruptions due to inclement or hazardous weather conditions. These occurrences could result in damage to, or destruction of, mineral properties or production facilities, personal injury or death, environmental damage, reduced production and delays in mining, asset write-downs, monetary losses and possible legal liability. Insurance fully covering many environmental risks, including potential liability for pollution or other hazards as a result of disposal of waste products occurring from exploration and production, is not generally available to us or to other companies in the industry. Any liabilities that the Company incurs for these risks and hazards could be significant and could adversely affect results of operations, cash flows and financial condition.

The Company is subject to significant governmental regulations, including under the Federal Mine Safety and Health Act, and related costs and delays may negatively affect its business.

Mining activities are subject to extensive federal, state, local and foreign laws and regulations governing environmental protection, natural resources, prospecting, development, production, post-closure reclamation, taxes, labor standards and occupational health and safety laws and regulations, including mine safety, toxic substances and other matters. The costs associated with compliance with such laws and regulations are substantial. Possible future laws and regulations, or more restrictive interpretations of current laws and regulations by governmental authorities, could cause additional expense, capital expenditures, restrictions on or suspensions of operations and delays in the development of new properties.

U.S. surface and underground mines like the Kensington and Rochester mines are continuously inspected by the U.S. Mine Safety and Health Administration ("MSHA"), which inspections often lead to notices of violation. Recently, the MSHA has been conducting more frequent and more comprehensive inspections of mining operations in general.

Failure to comply with applicable laws, regulations and permitting requirements may result in enforcement actions, including orders issued by regulatory or judicial authorities causing operations to cease or be curtailed, which may require corrective

measures including capital expenditures, installation of additional equipment or remedial actions. In addition, any of the Company's U.S. mines could be subject to a temporary or extended shut down as a result of a violation alleged by the MSHA. Parties engaged in mining operations or in the exploration or development of mineral properties may be required to compensate those suffering loss or damage by reason of the mining activities and may be subject to civil or criminal fines or penalties imposed for violations of applicable laws or regulations. Any such penalties, fines, sanctions or shutdowns could have a material adverse effect on the Company's business and results of operations.

Compliance with environmental regulations and litigation based on environmental regulations could require significant expenditures.

Environmental regulations mandate, among other things, the maintenance of air and water quality standards and land reclamation, and set forth limitations on the generation, transportation, storage and disposal of solid and hazardous waste. Environmental legislation is evolving in a manner that will require stricter standards and enforcement, increased fines and penalties for non-compliance, more stringent environmental assessments of proposed projects, and a heightened degree of responsibility for mining companies and their officers, directors and employees. The Company may incur environmental costs that could have a material adverse effect on financial condition and results of operations. Any failure to remedy an environmental problem could require it to suspend operations or enter into interim compliance measures pending completion of the required remedy. The environmental standards that ultimately may be imposed at a mine site affect the cost of remediation and could exceed the financial accruals that the Company has made for such remediation. The potential exposure may be significant and could have a material adverse effect on the Company's financial condition and results of operations.

Moreover, governmental authorities and private parties may bring lawsuits based upon damage to property and injury to persons resulting from the environmental, health and safety impacts of prior and current operations, including operations conducted by other mining companies many years ago at sites located on properties that the Company currently or formerly owned. These lawsuits could lead to the imposition of substantial fines, remediation costs, penalties and other civil and criminal sanctions. Substantial costs and liabilities, including for restoring the environment after the closure of mines, are inherent in the Company's operations. The Company cannot assure that any such law, regulation, enforcement or private claim would not have a material adverse effect on its financial condition, results of operations or cash flows.

Some of the Company's mining wastes currently are exempt to a limited extent from the extensive set of federal Environmental Protection Agency (the "EPA") regulations governing hazardous waste under the Resource Conservation and Recovery Act ("RCRA"). If the EPA designates these wastes as hazardous under RCRA, the Company would be required to expend additional amounts on the handling of such wastes and to make significant expenditures to construct hazardous waste disposal facilities. In addition, if any of these wastes causes contamination in or damage to the environment at a mining facility, that facility could be designated as a "Superfund" site under the Comprehensive Environmental Response, Compensation and Liability Act ("CERCLA"). Under CERCLA, any present owner or operator of a Superfund site or the owner or operator at the time of contamination may be held liable and may be forced to undertake extensive remedial cleanup action or to pay for the government's cleanup efforts. The owner or operator also may be liable to governmental entities for the cost of damages to natural resources, which could be substantial. Additional regulations or requirements also are imposed on the Company's tailings and waste disposal areas in Alaska under the federal Clean Water Act ("CWA") and in Nevada under the Nevada Water Pollution Control Law which implements the CWA.

Airborne emissions are subject to controls under air pollution statutes implementing the Clean Air Act in Nevada and Alaska. In addition, there are numerous legislative and regulatory proposals related to climate change, including legislation pending in the U.S. Congress to require reductions in greenhouse gas emissions. Adoption of these proposals could have a materially adverse effect on results of operations and cash flows.

The Company relies on third parties who own, maintain and operate the mines underlying its royalty and streaming assets.

The Endeavor mine is owned, maintained and operated by Cobar, a wholly owned subsidiary of CBH. However, pursuant to a silver sale and purchase agreement, the Company's wholly owned subsidiary, CDE Australia Pty. Ltd. ("CDE Australia"), has acquired all silver production and reserves at the Endeavor mine, up to a total of 20.0 million payable ounces. CDE Australia has agreed to pay Cobar an operating cost contribution of \$1.00 for each ounce of payable silver plus 50% of the amount by which the silver price exceeds \$7.00 per ounce, subject to annual adjustments for inflation. In addition, the Company currently holds a tiered royalty on McEwen Mining Inc.'s El Gallo/Magistral mine in Mexico, currently paying a 3.5% NSR, a 1.5% NSR on Dynasty Metals & Mining, Inc.'s Zaruma mine in Ecuador and a 2.0% NSR on Mandalay Resources Corp.'s Cerro Bayo mine in Chile, and plans to acquire additional royalty and streaming interests in the future.

The Company relies on third parties to own, maintain and operate the mining projects underlying its royalty and streaming interests, which exposes it to substantial counterparty risk. These third parties may fail to adequately or appropriately operate or maintain their respective projects or may be unable or unwilling to fulfill their obligations under their agreements with the Company.

The Company cannot ensure that each of these third parties will not suffer financial hardship, will continue as a going concern or will not enter bankruptcy or otherwise liquidate. Any such event could expose the Company to significant costs and could limit the amounts, if any, the Company could recover in any proceeding against any such third party for breach of their agreement with the Company. There can be no assurance that the silver or gold production from any of these mining operations will meet forecasted production targets. At any time, any of the owners or operators of these mining operations may decide to suspend or discontinue operations. In addition, the owners or operators of projects that are not yet operational in which the Company may hold royalty or streaming interests may decide to delay or not to proceed with commencing commercial production.

Any failure, inability or refusal of a counterparty to meet its obligations to the Company under these royalty or streaming arrangements could have a material adverse effect on the Company's business, results of operations or financial condition.

The Company's ability to obtain necessary government permits to expand operations or begin new operations can be materially affected by third party activists.

Private parties such as environmental activists frequently attempt to intervene in the permitting process and to persuade regulators to deny necessary permits or seek to overturn permits that have been issued. Obtaining the necessary governmental permits is a complex and time-consuming process involving numerous jurisdictions and often involving public hearings and costly undertakings. These third party actions can materially increase the costs and cause delays in the permitting process and could cause the Company to not proceed with the development or expansion of a mine.

An environmental organization, Great Basin Resource Watch ("GBRW") has brought an administrative appeal challenging the Bureau of Land Management's approval in October 2010 of a plan of amendment which allows active mining to be resumed and a new heap leach pad to be constructed at the Rochester property. However, because GBRW did not seek a stay of the BLM's decision, operations have been proceeding as approved during the IBLA proceeding. The Company cannot predict the outcome of the appeal or what effect, if any, an adverse ruling may have on current operations. If an adverse ruling is issued, the Company may be required to update the permitting for the current operations at Rochester.

The Company's operations in Bolivia are subject to political risks.

The Bolivian government adopted a new constitution in early 2009 that strengthened state control over key economic sectors such as mining. In connection with the 2009 constitution, the government of Bolivia announced a restructuring of the mining law. A commission was established in March 2011 to finalize the mining law updates. In July 2013, the commission officially presented to the Bolivian government a draft of a new mining law. The new law has not yet been approved, and the Bolivian government continues to analyze the draft law with various governmental entities. The Company has been assessing the potential effects of the proposed legislation on its Bolivian operations but any effects remain uncertain until the law is enacted. The law is expected to regulate taxation and royalties and to provide for contracting with the government rather than concession holding. The revised mining law is expected to be enacted in 2014. The Company cannot assure that its operations at the San Bartolomé mine will not be affected by the current political environment in Bolivia.

At this time, pending the enactment of the new mining law, companies are operating under Law No. 403 of September 18, 2013, and its regulatory Supreme Decree, which established cause for the reversion of mining rights under Bolivia's Special Transitory Authorizations and Mining Contracts. Under Law No. 403, if the Ministry of Mines verifies that a person with mining rights has not initiated mining activities or developed the mining rights, the Ministry of Mines will report to the Mining Jurisdictional Authority, in which case the Mining Jurisdictional Authority is designated to resolve the reversion of the mining rights, without prejudice to preexisting environmental liabilities. The contracts with the cooperatives are excluded from the application of Law No. 403.

On October 14, 2009, the Bolivian state-owned mining company, Corporación Minera de Bolivia ("COMIBOL"), announced by resolution that it was temporarily suspending mining activities above the elevation of 4,400 meters above sea level while stability studies of the Cerro Rico mountain are undertaken. The Company holds rights to mine above this elevation under valid contracts with COMIBOL as well as under authorized contracts with local mining cooperatives that hold their rights under contract themselves with COMIBOL. The Company temporarily adjusted its mine plan to confine mining activities to the ore deposits below 4,400 meters above sea level and timely notified COMIBOL of the need to lift the restriction. The Cooperative Reserva Fiscal, with which the Company has one of those contracts, subsequently interpreted the COMIBOL resolution and determined that the Huacajchi deposit was not covered by such resolution. In March 2010, the Cooperative Reserva Fiscal notified COMIBOL that, based on its interpretation, it was resuming mining of high-grade material above the 4,400 meter level in the Huacajchi deposit. In December 2011, the Cooperative Reserva Fiscal sent a similar notification to COMIBOL with respect to a further area above the 4,400 meter level known as Huacajchi Sur. Based on these notifications and on the absence of any objection from COMIBOL, the Company resumed mining operations at the San Bartolomé mine on the Huacajchi deposit and Huacajchi Sur in 2012. Mining in other areas above the 4,400 meter level continue to be suspended. The partial suspension may reduce production until the Company is able to resume mining above 4,400 meters generally. It is uncertain at this time how long the suspension will remain in place. In addition, it is possible that COMIBOL may decide that the Company's operations at the

Huacajchi deposit or Huacajchi Sur are subject to the COMIBOL resolution, which may force it to ultimately cease mining at such deposits. If COMIBOL objects to the Company's mining at the Huacajchi deposit or Huacajchi Sur or if the other restrictions are not lifted, the Company may need to write down the carrying value of the asset. It is also uncertain if any new mining or investment policies or shifts in political attitude may affect mining in Bolivia.

The Company's business depends on good relations with its employees.

The Company could experience labor disputes, work stoppages or other disruptions in production that could adversely affect its business and results of operations. Labor disruptions may be used to advocate labor, political or social goals, particularly at non-U.S. mines. For example, labor disruptions may occur in sympathy with strikes or labor unrest in other sectors of local economies. During the past three years, two of the Company's mines have experienced work stoppages, each of which was resolved within a short period of time and had no material effect on operations. The Company cannot assure that work stoppages or other disruptions will not occur in the future. Any such work stoppage or disruption could expose the Company to significant costs and have a material adverse effect on its business, results of operations or financial condition.

As of December 31, 2013, unions represented approximately 10.4% of the Company's worldwide workforce, all of which were composed of workers at the San Bartolomé mine in Bolivia. The Company currently has a labor agreement at the San Bartolomé mine which is in effect for 2014. The Company cannot predict whether this agreement will be renewed, whether future labor disruptions will occur or, if disruptions do occur, how long they will last.

Disputes regarding the Company's mining claims, concessions or surface rights to land in the vicinity of the Company's mining projects, could adversely impact operations.

The validity of mining or exploration claims, concessions or rights, which constitute most of the Company's property holdings, is often uncertain and may be contested. The Company has used commercially reasonable efforts, in accordance with industry standard, to investigate its title or claims to its various properties, however, no assurance can be given that applicable governments will not revoke or significantly alter the conditions of the applicable exploration and mining claims, concessions or rights or that such exploration and mining claims, concessions or rights will not be challenged by third parties. Although the Company has attempted to acquire satisfactory title to undeveloped properties, in accordance with mining industry practice it does not generally obtain title opinions until a decision is made to develop a property. As a result, some titles, particularly titles to undeveloped properties may be defective. Defective title to any of the Company's exploration and mining claims, concessions or rights could result in litigation, insurance claims and potential losses affecting its business as a whole. There may be challenges to the title of any of the claims comprising the Company's projects that, if successful, could impair development and operations. A defect could result in the Company losing all or a portion of its right, title, estate and interest in and to the properties to which the title defect relates.

In Mexico, while mineral rights are administered by the federal government through federally issued mining concessions, ejidos (communal owners of land recognized by the federal laws in Mexico) control surface or surface access rights to the land. An ejido may sell or lease lands directly to a private entity. While the Company has agreements or is in the process of negotiating agreements with the ejidos that impact all of its projects in Mexico, some of these agreements may be subject to renegotiation. In Bolivia, we sublease surface rights from cooperatives, through a series of "joint venture" contracts. Changes to the existing agreements or leases or failure to reach agreement in any negotiations may have a significant impact on operations at the Company's projects and may, on occasion, lead to litigation.

The Company has the ability to issue additional equity securities, which would lead to dilution of its issued and outstanding common stock and may materially and adversely affect the price of its common stock.

The issuance of additional equity securities or securities convertible into equity securities would result in dilution of the Company's existing stockholders' equity ownership. The Company is authorized to issue, without stockholder approval, 10,000,000 shares of preferred stock in one or more series, to establish the number of shares to be included in each series and to fix the designation, powers, preferences and relative participating, optional, conversion and other special rights of the shares of each series as well as the qualification, limitations or restrictions on each series. Any series of preferred stock could contain dividend rights, conversion rights, voting rights, terms of redemption, redemption prices, liquidation preferences or other rights superior to the rights of holders of its common stock. If the Company issues additional equity securities, the price of its common stock may be materially and adversely affected.

Item 1B. **Unresolved Staff Comments**

None.



SILVER AND GOLD MINING PROPERTIES

Coeur Mining's significant production and development properties are described below. Operating statistics are presented in the section entitled "Operating Statistics" below.

Mexico — Palmarejo

The Palmarejo surface and underground silver and gold mine, and associated milling operation, owned and operated by Coeur Mexicana, is located in the state of Chihuahua, Mexico. Access to the property is provided by air, rail, and all-weather paved and gravel roads from the state capitol of Chihuahua.

Silver and gold production from Palmarejo was approximately 7.6 million ounces and 116,536 ounces in 2013, respectively. At December 31, 2013, we reported 41.7 million ounces of silver reserves and 568,620 ounces of gold reserves at Palmarejo.

The Company's large property position at Palmarejo consists of 39 contiguous mining concessions totaling 30,471 acres (12,331 hectares) in size, located in the southeast part of the state of Chihuahua. Of the 39 concessions, 36 concessions consisting of 47 square miles (12,282 hectares) are owned 100% by Coeur Mexicana, and the remaining three concessions, representing 0.2 square miles (49 hectares) are partially owned (50 to 60%) by Coeur Mexicana. All of the Company's ore reserves are located on concessions owned 100% by Coeur Mexicana. All concessions owned by Coeur Mexicana are valid until at least 2029. In addition to Palmarejo, the Company also owns 17 concessions, encompassing 20,845 acres (8,436 hectares) at the Yécora exploration-stage property, principally located in the state of Sonora, but which also extends into the state of Chihuahua, and two concessions covering 17,717 acres (7,170 hectares) at the La Guitarra exploration-stage property in Chihuahua, southeast of Palmarejo.

The Palmarejo mine is located on the western flank of the Sierra Madre Occidental, a mountain range that comprises the central spine of northern Mexico. The north-northwest-trending Sierra Madre Occidental is composed of a relatively flat-lying sequence of Tertiary volcanic rocks that forms a volcanic plateau, cut by numerous igneous intrusive rocks. This volcanic plateau

is deeply incised in the Palmarejo mine area, locally forming steep-walled canyons. The Sierra Madre Occidental gives way to the west to an extensional terrain that represents the southward continuation of the Basin and Range Province of the western United States, and then to the coastal plain of western Mexico.

The gold and silver deposits at the Palmarejo mine, typical of many of the other silver and gold deposits in the Sierra Madre, are classified as epithermal deposits and are hosted in multiple veins, breccias and fractures. These geologic structures trend generally northwest to southeast and dip either southwest or northeast. The dip on the structures ranges from about 45 degrees to 70 degrees. In the mineralized portions of the structures gold and silver are zoned from top to bottom with higher silver values occurring in the upper parts of the deposit and higher gold values in the lower parts, sometimes accompanied by base metal mineralization, though local variations are common. The Palmarejo property contains a number of mineralized zones or areas of interest. The most important of these to date is the Palmarejo zone in the north of the concessions which covers the old Palmarejo gold-silver mine formed at the intersection of the northwest-southeast trending La Prieta and La Blanca gold-and-silver bearing structures. In addition to Palmarejo, other mineralized vein and alteration systems in the district area have been identified all roughly sub-parallel to the Palmarejo zone. The most significant of these additional targets are the Guadalupe (including Animas) and La Patria vein systems in the southern part of the property, which are currently under development and exploration by the Company.

On January 21, 2009, the Company entered into a gold production royalty transaction with Franco-Nevada Corporation under which Franco-Nevada purchased a royalty covering 50% of the life of mine gold to be produced by Coeur from the Palmarejo mine. Royalty payments made beyond the minimum obligation of 400,000 ounces of gold are payable when the market price per ounce of gold is greater than \$400, subject to a 1% annual inflation compounding adjustment which commenced January 21, 2013. A total of 140,931 ounces of gold remain outstanding at December 31, 2013 under the minimum royalty obligation.

Bolivia — San Bartolomé

The San Bartolomé silver mine, and associated milling operation, operated by Manquiri, a wholly-owned subsidiary of the Company, is located on the flanks of the Cerro Rico Mountain bordering the town of Potosí, in the department of Potosí, Bolivia. Access to the property and the Company's processing facilities is by paved and all-weather gravel roads leading south-southwest from Potosí. Silver was first discovered in the area around 1545 A.D. Mining of silver and lesser amounts of tin and base metals has been conducted nearly continuously since that time from multiple underground mines driven into Cerro Rico. The prior owner did not conduct any mining or processing of the surface ores at San Bartolomé.

Silver production from San Bartolomé was approximately 5.9 million ounces in 2013. At December 31, 2013, we reported 103.5 million ounces of silver reserves at San Bartolomé.

The silver mineralization at San Bartolomé is hosted in unconsolidated sediments (pallacos) and reworked sediments (sucus and troceras) and oxide stockpiles and dumps (desmontes) from past mining that occurred on the flanks of Cerro Rico. Cerro Rico is a prominent mountain in the region that reaches an elevation of over 15,400 feet (over 4,700 meters). It is composed of Tertiary-aged volcanic and intrusive rocks that were emplaced into and over older sedimentary, and volcanic, basement rocks. Silver, along with tin and base metals, is located in multiple veins and vein swarms and stockworks that occur in a northeast trending belt, which transects Cerro Rico. The upper parts of the Cerro Rico mineralized system were subsequently eroded and re-deposited into the flanking gravel deposits. Silver is hosted in all portions of the pallacos, sucus, and troceras with the best grades segregated to the coarser-grained silicified fragments. These deposits lend themselves to simple, free digging surface mining techniques and can be extracted without drilling and blasting. Of the several pallaco deposits that are controlled by Coeur and surround Cerro Rico, three are of primary importance and are known as Huacajichi, Diablo, and Santa Rita.

The mineral rights for the San Bartolomé mine are held through joint venture and long-term lease agreements with several independent mining cooperatives and the Bolivian state-owned mining organization COMIBOL. Manquiri controls 47.93 square kilometers (11,578 acres) of land at San Bartolomé around Cerro Rico under contracts and concessions and approximately 37.45 square kilometers (8.95 acres) of concessions at the Rio Blanco property, a gold exploration target south of Potosí. The San Bartolomé lease agreements expire between 2021 and 2028 and are generally subject to a production royalty payable partially to the cooperatives and partially to COMIBOL. The royalty rate is 3% at silver prices below \$4 per ounce and 6% at prices above \$8 per ounce. The rate is a factor of 75% of the silver price between \$4 and \$8. The Company has additional mining rights, known as the Plahipo project, which include the mining rights to oxide dumps adjacent to the original property package. The oxide dumps included in the Plahipo project are subject to a sliding scale royalty payable to COMIBOL that is a function of silver price. The Company incurred royalty payment obligations to COMIBOL and the Cooperatives for these mining rights totaling \$5.3 million and \$7.1 million for the years ended 2013 and 2012, respectively.

USA — Kensington

The Kensington underground gold mine and associated milling facilities are located on the east side of the Lynn Canal about 45 miles north-northwest of Juneau, Alaska. The Company controls 100% of the Kensington mine through the Company's

wholly owned subsidiary, Coeur Alaska, Inc. ("Coeur Alaska"). The mine is accessed by a horizontal tunnel and utilizes conventional and mechanized underground mining methods. Ore is processed in a flotation mill that produces a concentrate that is sold to third party smelters. Waste material is deposited in an impoundment facility on the property. Power is supplied to the site by on-site diesel generators. Access to the project is by either a combination of road vehicles, boat, helicopter, floatplane, or by boat direct from Juneau.

Gold production from Kensington was 114,821 ounces in 2013. At December 31, 2013, we reported 983,000 ounces of gold reserves at Kensington.

Coeur Alaska controls two contiguous land groups: the Kensington and Jualin properties. The Kensington property consists of 51 private patented lode and mill site claims covering approximately 767 acres, 281 federal unpatented lode claims covering approximately 3,107 acres, and eight State of Alaska mining claims covering approximately 96 acres. The Company controls the Jualin Property, under a lease agreement with Hyak Mining Company, through the cessation of mining, so long as the Company makes timely payments pursuant to the lease agreement. Coeur also has a lease agreement with third parties for the lessors' interest in two patented lode claims located within the Jualin Property. The Jualin Property consists of 9 patented lode and mill site claims covering approximately 154 acres, 472 federal unpatented lode claims and one unpatented mill site claim covering approximately 7,935 acres and 21 State of Alaska mining claims covering approximately 346 acres. The Jualin Property also includes 233 acres of private surface estate, the severed minerals to which are owned by the State of Alaska and covered by 15 of the 21 State mining claims. The patented lode and mill site claims as well as the unpatented Federal and State claims provide Coeur Alaska with the mineral rights for the Kensington Mine. All of the Company's Alaska ore reserves are located within the patented claims. The unpatented lode and mill site claims are maintained via annual filings and fees to the U.S. Bureau of Land Management (BLM), which acts as administrator of the claims. State claims are maintained via filings and fees to the Alaska Department of Natural Resources, Division of Mining, Land and Water and the Juneau Recorder's Office. Real property taxes are paid yearly to the City and Borough of Juneau for the patented claims. Lease payments are paid annually and all leases are in good standing.

Coeur Alaska is obligated to pay a scaled net smelter return royalty on 1.0 million ounces of future gold production after Coeur Alaska recoups the \$32.5 million purchase price and its construction and development expenditures incurred after July 7, 1995 in connection with placing the property into commercial production. The royalty ranges from 1% at \$400 per ounce gold prices to a maximum of 2.5% at gold prices above \$475 per ounce, with the royalty to be capped at 1.0 million ounces of production.

The Kensington ore deposit consists of multiple gold bearing mesothermal, quartz, carbonate and pyrite vein swarms and discrete quartz-pyrite veins hosted in Cretaceous-aged Jualin diorite. Most of the gold is contained in calaverite (AuTe₂) which occurs in association with native gold as inclusions in and interstitial to pyrite grains and in microfractures in pyrite.

USA — Rochester

The Rochester mine and associated heap leach facilities is an open pit silver and gold mine located in Pershing County, Nevada, which is located approximately 25 miles of paved and all-weather gravel road northeast of the town of Lovelock. The Company owns 100% of the Rochester Mine through the Company's wholly owned subsidiary, Coeur Rochester. The mine consists of the main Rochester deposit and the adjacent Nevada Packard deposit, southwest of Rochester.

Silver and gold production from Rochester was approximately 2.8 million ounces and 30,860 ounces in 2013, respectively. At December 31, 2013, we reported 101.4 million ounces of silver reserves and 681,000 ounces of gold reserves at Rochester.

Coeur Rochester holds 530 U.S. Federal unpatented claims and 21 patented claims, together with interests and rights in and to private lands, totaling approximately 10,836 acres. A third party has a net smelter royalty on production from certain claims pursuant to a claims dispute settlement. See Note 20 -- Commitments and Contingencies for discussion of the settlement.

The Company acquired the Rochester property from ASARCO in 1983 and commenced mining in 1986. No mining or processing was conducted at Rochester by the prior owner. The Company acquired its initial interest in the adjacent Nevada Packard property in 1996, completed the full purchase in 1999 and commenced mining in 2003. Very limited mining and processing was conducted at Nevada Packard by the prior owner. Collectively, the Rochester and Nevada Packard properties comprise the Company's Rochester silver and gold mining and processing operation.

The Rochester mine is fully supported with electricity, supplied by a local power company on their public grid, telephone and radio communications, production water wells, and processing, maintenance, warehouse, and office facilities. All of these facilities are in good operating condition with no major maintenance expected. The mine utilizes the heap leaching process to extract both silver and gold from ore mined using conventional open pit methods.

Gold and silver are recovered by heap leaching of crushed open-pit ore placed on pads located east of the Rochester mining area. Based upon actual operating experience and metallurgical testing, the Company estimates ultimate recovery rates from the crushed ore of 61.0% for silver, depending on the ore being leached, and 92.0% for gold.

At Rochester, silver and gold mineralization is hosted in folded and faulted volcanic rocks of the Rochester Formation and overlying Weaver Formation. Silver and gold, consisting of silver sulfosalt minerals, argentite, silver-bearing tetrahedrite and minor native gold, are contained in zones of multiple quartz veins and veinlets (vein, vein swarms and stockworks) with variable amounts of pyrite.

The Company is obligated to pay a net smelter royalty to ASARCO, the prior owner, when the average quarterly market price of silver equals or exceeds \$23.60 per ounce indexed for inflation up to a maximum rate of 5% with the condition that Rochester achieves positive cash flow for the applicable year. If cash flow at Rochester is negative in any calendar year, the maximum royalty payable is \$250,000. Royalty (income) expense was (\$1.5) million, \$3.5 million, and \$2.2 million for the years ended December 31, 2013, 2012 and 2011, respectively.

Coeur Rochester entered into a Net Smelter Returns Royalty Agreement (the “NSR Agreement”) dated June 27, 2013. Under the NSR Agreement, Coeur Rochester granted, sold, transferred, and conveyed a 3.4% net smelter returns royalty on up to 39.4 million silver equivalent ounces produced and sold from a portion of the Rochester Mine (including stockpile ore, mineral processing facilities and mining claims located in the Sections set forth in the NSR Agreement) commencing January 1, 2014, payable in cash on a quarterly basis. For each calendar quarter, the royalty will be payable on the actual sales prices received at the time of sale (exclusive of gains or losses associated with trading activities), less refining costs, of gold and silver produced and sold from the Rochester Mine.

COEUR CAPITAL - STREAMING AND ROYALTY INTERESTS

Australia — Endeavor

The Endeavor mine and associated mill facility is an underground silver and base metal operation located in north-central New South Wales, Australia, about 447 miles (720 kilometers) from Sydney. Access to the mine is by paved roads 30 miles (18 kilometers) to the northwest from the community of Cobar. The ore reserves at Endeavor are covered by five consolidated mining leases issued by the state of New South Wales to Cobar Operations Pty. Limited (“Cobar”), a wholly-owned subsidiary of CBH Resources Ltd. (“CBH”), which in turn is a wholly owned subsidiary of Toho Zinc Co. Ltd., a company listed on the Tokyo Stock Exchange. The leases form a contiguous block of 10,121 acres in size and expire between 2019 and 2027.

Silver production from Endeavor was approximately 0.7 million ounces in 2013. At December 31, 2013, we reported 8.8 million ounces of silver ounces at Endeavor.

The Endeavor mine has been in production since 1983 and is owned and operated by CBH. On May 23, 2005, CDE Australia Pty. Ltd. (“CDE Australia”), a wholly-owned subsidiary of Coeur Capital, acquired all of the silver production and reserves, up to a maximum 17.7 million payable ounces, contained at the Endeavor Mine, for \$44.0 million including transaction fees. Under the terms of the original agreement, CDE Australia paid Cobar \$15.4 million of cash at the closing. In addition, CDE Australia agreed to pay Cobar approximately \$26.5 million upon the receipt of a report confirming that the reserves at the Endeavor mine are equal to or greater than the reported ore reserves for 2004. In addition, CDE Australia originally committed to pay Cobar an operating cost contribution of \$1.00 for each ounce of payable silver (indexed annually and currently \$1.25 an ounce) plus a further increment when the silver price exceeds \$5.23 per ounce. This further increment was to have begun on the second anniversary of this agreement and is 50% of the amount by which the silver price exceeds \$5.23 per ounce. A cost contribution of \$0.25 per ounce is also payable by CDE Australia in respect of new ounces of proven and probable silver reserves as they are discovered. During the first quarter of 2007, \$2.1 million was paid for additional ounces of proven and probable silver reserves under the terms of the contract. This amount was capitalized as a cost of the mineral interests acquired and is being amortized using the units of production method. The Company is not required to contribute to ongoing capital costs at the mine.

On March 28, 2006, CDE Australia reached an agreement with CBH to modify the terms of the original silver purchase agreement. Under the modified terms, CDE Australia owns all silver production and reserves up to a total of 20.0 million payable ounces, up from 17.7 million payable ounces in the original agreement. The silver price-sharing provision was deferred until such time as CDE Australia had received approximately two million cumulative ounces of silver from the mine or June 2007, whichever was later. In addition, the silver price-sharing threshold increased to \$7.00 per ounce, from the previous level of \$5.23 per ounce. The conditions relating to the second payment were also modified and tied to certain paste fill plant performance criteria and mill throughput tests. In January 2008, the mine met the criteria for payment of the additional \$26.2 million. This amount was paid on April 1, 2008, plus accrued interest at the rate of 7.5% per annum from January 24, 2008. Expansion of the ore reserve will be required to achieve the maximum payable ounces of silver production as set forth in the modified contract. It is expected that future expansion to the ore reserve will occur as a result of the conversion of portions of the property’s existing inventory of mineralized material and future exploration discoveries near the mine.

The mine employs bulk mining methods and utilizes a conventional flotation mill to produce a concentrate that is sold to a third-party smelter. Silver recovery averaged approximately 45.6% in 2013 and 41.0% in 2012. Power to the mine and processing

facilities is provided by the grid servicing the local communities. The property and equipment are maintained in good working condition by CBH through a regular preventive maintenance program with periodic improvements as required.

At Endeavor, silver, lead, zinc and lesser amounts of copper mineralization are contained within sulfide lenses hosted in fine-grained sedimentary rocks of the Paleozoic-aged Amphitheatre Group. Sulfide lenses are elliptically-shaped, steeply-dipping to the southwest and strike to the northwest. Principal ore minerals are galena, sphalerite and chalcopyrite. Silver occurs with both lead- and zinc-rich sulfide zones.

Mexico — El Gallo

The El Gallo/Magistral complex is operated by McEwen Mining and is located in Mexico's Sinaloa State, along the foothills of the Sierra Madre Mountains. The complex includes the El Gallo and Palmarito silver deposits and the Magistral gold deposit, located within an eight mile (13 kilometer) radius. The Company, through its wholly-owned subsidiary Coeur Capital, owns a tiered royalty on the mine's production for the life of mine, currently paying a 3.5% net smelter royalty.

Ecuador — Zaruma

The Zaruma gold mine is operated and developed by Dynasty Metals & Mining and is located in the cantons of Zaruma and Portovelo, Province of El Oro, Ecuador. The mine is in pre-commercial production, with processing of ore to doré occurring at a processing plant located in Zaruma, Ecuador. The Company, through its wholly-owned subsidiary Coeur Capital, owns a 1.5% net smelter royalty on the mine's production for the life of mine.

Chile — Cerro Bayo

The Cerro Bayo underground silver-gold mine is operated by Mandalay Resources and is located in southern Chile, approximately 81 miles (130 kilometers) south of Coyhaique. The Company, through its wholly-owned subsidiary Coeur Capital, owns a 2.0% net smelter royalty on the mine's production for the life of mine.

DEVELOPMENT AND NON-PRODUCING PROPERTIES

Mexico — La Preciosa

On April 16, 2013, the Company completed its acquisition of Orko Silver Corporation (since renamed Coeur La Preciosa Silver Corp.), which owns the mining rights to the La Preciosa project. La Preciosa is an advanced-stage silver and gold exploration project located approximately 52 miles (84 kilometers) northeast of the city of Durango in Durango State, Mexico. The La Preciosa property comprises 11 mining concessions, covering an area of 80,084 acres (32,409 hectares), located on the eastern flank of the Sierra Madre Occidental Mountain range.

The Company completed a preliminary economic assessment of the project in 2013 and continues to advance the project through a feasibility study, expected to be completed in mid-2014.

The Tertiary age epithermal quartz veins containing economic levels of silver and gold mineralization are hosted in Cretaceous age conglomerate and Tertiary age andesitic volcanic rocks. The veins at the La Preciosa have been classified as low-to intermediate-sulfidation type. Two major vein and vein breccia systems are exposed on hills and ridges on either side of an approximately 800 meter wide valley. The dominant geological feature on the Property is the northwest-trending La Preciosa Ridge which hosts the north-striking and westward-dipping main vein system, which includes the Martha, Abundancia, Gloria, Pica, Luz Elena, Sur, and Nueva veins. These veins are crosscut by east-striking, south-dipping transversal veins. The major vein breccia system to the east of La Preciosa Ridge on the eastern side of the valley floor includes the northwest striking Zona Oriente and Zona Oriente Extension, which is believed to be the surface expression of the Martha vein.

Argentina — Joaquin Mine

The Joaquin silver and gold development project (the "Joaquin Project") is located in the Santa Cruz province of southern Argentina approximately 43 miles (70 kilometers) north of the Company's Martha mine. The property is accessed by all weather dirt roads, leading north-northeast from the town of Gobernador Gregores.

The Joaquin property encompasses over 70,325 acres (28,459 hectares) of exploration concessions ("Cateos") and discovery concessions ("MDs").

In November 2006, the Company entered into an exploration and joint venture agreement with Mirasol Resources Ltd., for two properties termed Joaquin and Sascha (under terms of the agreement, the Company terminated its option interest in Sascha). In November 2007, the Company commenced exploration on the Joaquin property. Since that time the Company has defined silver and gold mineralization in two deposits at Joaquin, La Negra and La Morocha, and has commenced work on detailed drilling and other technical, economic and environmental programs, which it expects will lead to completion of a feasibility study, subject

to political conditions in Argentina, among other factors. On December 21, 2012, the Company completed its acquisition of the equity interests of Mirasol Argentina SRL in exchange for a total of approximately 1.3 million shares of Coeur common stock valued at \$30.0 million, a total cash payment of approximately \$30.0 million and assumption of liabilities of \$0.1 million. Coeur previously held a 51% interest in the project. The transaction was accounted for as a purchase of mineral interests since Joaquin is considered to be in the development stage.

The geology of the Joaquin property consists dominantly of various volcanic rocks of the Jurassic-aged Chon Aike Formation, the host to most of the precious metal deposits discovered to-date in the Santa Cruz province, with lesser amounts of intrusive rocks associated with the Chon Aike Formation. Collectively, the volcanic and intrusive rock units form a prominent geologic domain in the province termed the Deseado Massif. Silver and gold mineralization at Joaquin occurs in epithermal veins, breccia, stockwork veinlets and mantos within the favorable units of the Chon Aike Formation. Occurrences of lead and zinc mineralization have also been discovered. Locally, the rocks of the Deseado Massif are covered by Tertiary-aged basalt and younger unconsolidated sediments, that post-date silver and gold mineralization.

Argentina — Lejano Project

The Lejano silver and gold exploration-stage project is located in the Santa Cruz province of southern Argentina approximately 110 miles (180 kilometers) northwest of the Company's Martha mine and approximately 80 miles (130 kilometers) southeast of the town of Perito Moreno. The property is accessed by paved and all weather gravel roads, leading from the towns of Gobernador Gregores or from Perito Moreno.

The Lejano property encompasses over 82,000 acres (33,282 hectares) of exploration concessions within three groups of concessions and several exploration targets, including Cisne, Cerro Armando and Cielon. In 2002 the Company acquired its initial interest in the Lejano area from Yamana S.R.L. as part of its purchase of the Martha mine and other properties in the province. The Company also controls other concessions in the Lejano area.

Lejano is located in the northwestern portion of the Deseado Massif in southern Argentina. Host rocks to mineralization at Lejano are a sequence of Jurassic-aged volcanic rocks, predominantly tuffs and flows, assigned to the Chon Aike Formation. The Chon Aike is major host to precious metal mineralization in the Deseado Massif. Silver and lesser gold and base metal mineralization at Lejano are hosted in three, known west-northwest oriented, moderately- to steeply-dipping structural zones. The mineralized material reported herein was estimate from drilling in the South Ridge structural zone. Mineralization at Lejano occurs in silicified fractures, veins and fault zones. In general, the known mineralization at Lejano is well-oxidized to approximately 330 feet (100 meters) depth grading locally into sulfide.

Argentina — Martha Mine

The Martha underground silver and gold mine is located in the Santa Cruz province of southern Argentina, owned by Coeur Argentina S.R.L., a wholly owned subsidiary of the Company. The Martha mine ceased active mining operations in September 2012.

The mineral rights for the Martha property are fully owned by Coeur Argentina S.R.L. Mineral rights owned by Coeur Argentina S.R.L. in the Santa Cruz province (excluding Joaquin) total 166 square miles (43,214 hectares) of Cateos, 275 square miles (71,281 hectares) of MDs, and 3 square miles (774 hectares) of Cateos. Concessions do not have an expiration date, subject to required annual fees and continued compliance with pertinent Articles of the Mining Code. Surface rights covering the Martha deposit are controlled by the 138 square mile (35,705 hectare) Cerro Primero de Abril Estancia, which is owned by Coeur Argentina S.R.L.

EXPLORATION AND DEVELOPMENT ACTIVITY

Exploration expenditures of \$22.4 million, \$26.3 million and \$19.1 million were incurred by the Company in 2013, 2012 and 2011, respectively. Coeur's exploration program completed over 605,817 feet (184,653 meters) of combined core and reverse circulation drilling in 2013. Total exploration spending for 2014 is expected to be \$13 - \$18 million.

Mexico — Palmarejo

Exploration in 2013 was focused primarily around the Palmarejo surface and underground mines. A total of \$7.1 million was spent in 2013 on mapping, sampling, drill target generation and drilling to identify and define new silver and gold mineralization. A total of 246,200 feet (75,042 meters) of drilling was completed, primarily around the current Palmarejo mine at the Guadalupe deposit, Las Animas, and El Salto zones. The Company expects to spend \$9.7 million in 2014 for exploration activities at Palmarejo.

Bolivia - San Bartolomé

In 2013, the Company completed trenching and sampling at several silver-bearing gravel deposits to expand and define the known silver mineralization. The Company expects to spend \$0.6 million in 2014 for follow-up trenching and sampling around San Bartolomé and for land holding costs.

USA — Kensington

Exploration in 2013 consisted of drilling 149,651 feet (45,614 meters) at Kensington. Definition and expansion of known mineralized zones was primarily focused in zones 10 and 50 of the main Kensington deposit, while discovery drilling was primarily focused on the Jualin area south of main Kensington and the Ann zone to the east. The Company expects to spend \$6.2 million in 2014 for exploration activities at Kensington.

USA — Rochester

The Company conducted drilling programs focused on the expansion and definition of existing resources contained in stockpiles and in-situ mineralization in 2013 including Charlie, Limerick, North, and South, which amounted to 175,315 feet (53,436 meters) for the year. \$4.4 million is planned for exploration in 2014, which will target in-situ mineralization over the full Rochester property.

Mexico — La Preciosa Project

Drilling at La Preciosa will commence in 2014, primarily focused on improving the mineralization model in conjunction with the ongoing feasibility study as well as testing areas of permitted land which have not been previously drilled. The Company expects to spend \$1.3 million in 2014 at La Preciosa for exploration activities.

Argentina — Joaquin Project

Exploration in 2013 consisted of mineral title management, geologic mapping, sampling, geophysical and geochemical surveys, and drilling amounting to \$2.8 million and the completion of 21,417 feet (6,528 meters) of core drilling. In 2014, the Company expects to spend \$0.1 million at Joaquin for exploration activities.

Argentina — Lejano Project

Exploration in 2013 consisted of mineral title management, geologic mapping, sampling, geophysical and geochemical surveys, and drilling amounting to \$1.4 million and the completion of 13,232 feet (4,033 meters) of core drilling. Expected exploration expense in 2014 for the Lejano area is \$0.1 million.

OPERATING STATISTICS

| | Palmarejo | | | San Bartolomé | | |
|-----------------------------------------|-----------|-----------|-----------|---------------|-----------|-----------|
| | 2013 | 2012 | 2011 | 2013 | 2012 | 2011 |
| Production | | | | | | |
| Ore tons milled | 2,322,660 | 2,114,366 | 1,723,056 | 1,679,839 | 1,477,271 | 1,567,269 |
| Ore grade silver (oz./ton) | 4.21 | 4.70 | 6.87 | 3.93 | 4.49 | 5.38 |
| Ore grade gold (oz./ton) | 0.06 | 0.05 | 0.08 | — | — | — |
| Recovery/Ag oz (%) | 77.7 | 83.0 | 76.4 | 90.0 | 89.5 | 88.9 |
| Recovery/Au oz (%) | 84.2 | 94.4 | 92.2 | — | — | — |
| Silver produced (oz.) | 7,603,144 | 8,236,013 | 9,041,488 | 5,940,538 | 5,930,394 | 7,501,367 |
| Gold produced (oz.) | 116,536 | 106,038 | 125,071 | — | — | — |
| Cash operating costs/oz. ⁽¹⁾ | \$ 2.23 | \$ 1.33 | \$ (0.97) | \$ 13.01 | \$ 11.76 | \$ 9.10 |

| | Rochester | | | Endeavor | | |
|-----------------------------------------|------------|-----------|-----------|----------|----------|----------|
| | 2013 | 2012 | 2011 | 2013 | 2012 | 2011 |
| Production | | | | | | |
| Ore tons milled | 10,693,654 | 8,926,598 | 1,782,971 | 791,116 | 791,209 | 743,936 |
| Ore grade silver (oz./ton) | 0.55 | 0.55 | 0.47 | 1.85 | 2.26 | 1.83 |
| Ore grade gold (oz./ton) | 0.0027 | 0.0047 | 0.0047 | — | — | — |
| Recovery/Ag oz (%) | 47.6 | 57.0 | 165.1 | 45.6 | 41.0 | 45.0 |
| Recovery/Au oz (%) | 105.5 | 89.9 | 75.6 | — | — | — |
| Silver produced (oz.) | 2,798,937 | 2,801,405 | 1,392,433 | 668,574 | 734,008 | 613,361 |
| Gold produced (oz.) | 30,860 | 38,066 | 6,276 | — | — | — |
| Cash operating costs/oz. ⁽¹⁾ | \$ 23.27 | \$ 9.62 | \$ 22.97 | \$ 12.08 | \$ 17.27 | \$ 18.87 |

| | Kensington | | |
|-----------------------------------------|------------|----------|----------|
| | 2013 | 2012 | 2011 |
| Production | | | |
| Ore tons milled | 553,717 | 394,780 | 415,340 |
| Ore grade gold (oz./ton) | 0.21 | 0.22 | 0.23 |
| Recovery/Au oz (%) | 96.6 | 95.6 | 92.7 |
| Gold produced (oz.) | 114,821 | 82,125 | 88,420 |
| Cash operating costs/oz. ⁽¹⁾ | \$ 950 | \$ 1,358 | \$ 1,088 |

- (1) Cash operating costs per ounce of silver or gold represent a non-U.S. GAAP measurement that management uses to monitor and evaluate the performance of its mining operations. See “Item 7. Management’s Discussion and Analysis of Financial Condition and Results of Operations — Non-GAAP Financial Performance Measures.”

PROVEN AND PROBABLE RESERVES

| Silver Reserves at December 31, 2013 ⁽¹⁾⁽²⁾⁽⁴⁾ | | | | | | | | | | |
|-----------------------------------------------------------|-----------------|----------------|---------------|-------------------|----------------|----------------|------------------------------|----------------|----------------|------------------------|
| | Proven Reserves | | | Probable Reserves | | | Proven and Probable Reserves | | | Metallurgical Recovery |
| | Tons (000s) | Grade (oz/ton) | Ounces (000s) | Tons (000s) | Grade (oz/ton) | Ounces (000s) | Tons (000s) | Grade (oz/ton) | Ounces (000s) | |
| Palmarejo ⁽⁵⁾ | 5,100 | 3.68 | 18,762 | 6,135 | 3.73 | 22,891 | 11,235 | 3.71 | 41,653 | 63-80% |
| San Bartolomé ⁽⁶⁾ | 1,206 | 2.87 | 3,456 | 39,700 | 2.52 | 100,072 | 40,906 | 2.53 | 103,528 | 77-86% |
| Rochester ⁽⁷⁾ | 132,188 | 0.53 | 69,915 | 55,046 | 0.57 | 31,454 | 187,234 | 0.54 | 101,369 | 61% |
| Endeavor ⁽³⁾ | 2,646 | 2.58 | 6,820 | 1,433 | 1.41 | 2,026 | 4,079 | 2.17 | 8,846 | 45% |
| Total Silver | 141,140 | 0.70 | 98,953 | 102,314 | 1.53 | 156,443 | 243,454 | 1.05 | 255,396 | |

| Gold Reserves at December 31, 2013 ⁽¹⁾⁽²⁾⁽⁴⁾ | | | | | | | | | | |
|---------------------------------------------------------|-----------------|----------------|----------------|-------------------|----------------|------------------|------------------------------|----------------|------------------|------------------------|
| | Proven Reserves | | | Probable Reserves | | | Proven and Probable Reserves | | | Metallurgical Recovery |
| | Tons (000s) | Grade (oz/ton) | Ounces | Tons (000s) | Grade (oz/ton) | Ounces | Tons (000s) | Grade (oz/ton) | Ounces | |
| Kensington ⁽⁸⁾ | 354 | 0.243 | 86,000 | 5,662 | 0.158 | 897,000 | 6,016 | 0.163 | 983,000 | 94.5% |
| Palmarejo ⁽⁵⁾ | 5,100 | 0.050 | 255,620 | 6,135 | 0.051 | 313,000 | 11,235 | 0.051 | 568,620 | 93% |
| Rochester ⁽⁷⁾ | 132,188 | 0.004 | 551,000 | 55,046 | 0.002 | 130,000 | 187,234 | 0.004 | 681,000 | 92% |
| Total Gold | 137,642 | 0.006 | 892,620 | 66,843 | 0.020 | 1,340,000 | 204,485 | 0.011 | 2,232,620 | |

Silver Reserves at December 31, 2012⁽¹⁾⁽²⁾⁽⁴⁾

| | Proven Reserves | | | Probable Reserves | | | Proven and Probable Reserves | | | Metallurgical Recovery |
|------------------------------------|-----------------|----------------|---------------|-------------------|----------------|----------------|------------------------------|----------------|----------------|------------------------|
| | Tons (000s) | Grade (oz/ton) | Ounces (000s) | Tons (000s) | Grade (oz/ton) | Ounces (000s) | Tons (000s) | Grade (oz/ton) | Ounces (000s) | |
| Palmarejo⁽⁵⁾ | 5,747 | 4.67 | 26,858 | 7,105 | 3.69 | 26,251 | 12,852 | 4.13 | 53,109 | 63-80% |
| San Bartolomé⁽⁶⁾ | 1,187 | 2.91 | 3,460 | 41,699 | 2.53 | 105,628 | 42,886 | 2.54 | 109,088 | 77-86% |
| Rochester⁽⁷⁾ | 56,304 | 0.54 | 30,501 | 23,619 | 0.61 | 14,396 | 79,923 | 0.56 | 44,897 | 61% |
| Endeavor⁽³⁾ | 2,258 | 4.32 | 9,757 | 2,508 | 1.43 | 3,588 | 4,766 | 2.80 | 13,345 | 45% |
| Total Silver | <u>65,496</u> | <u>1.08</u> | <u>70,576</u> | <u>74,931</u> | <u>2.00</u> | <u>149,863</u> | <u>140,427</u> | <u>1.57</u> | <u>220,439</u> | |

Gold Reserves at December 31, 2012⁽¹⁾⁽²⁾⁽⁴⁾

| | Proven Reserves | | | Probable Reserves | | | Proven and Probable Reserves | | | Metallurgical Recovery |
|---------------------------------|-----------------|----------------|----------------|-------------------|----------------|------------------|------------------------------|----------------|------------------|------------------------|
| | Tons (000s) | Grade (oz/ton) | Ounces | Tons (000s) | Grade (oz/ton) | Ounces | Tons (000s) | Grade (oz/ton) | Ounces | |
| Kensington⁽⁸⁾ | 647 | 0.277 | 179,000 | 4,020 | 0.208 | 837,000 | 4,667 | 0.218 | 1,016,000 | 94.5% |
| Palmarejo⁽⁵⁾ | 5,747 | 0.061 | 348,000 | 7,105 | 0.045 | 317,000 | 12,852 | 0.052 | 665,000 | 93% |
| Rochester⁽⁷⁾ | 56,304 | 0.004 | 230,000 | 23,619 | 0.003 | 78,000 | 79,923 | 0.004 | 308,000 | 92% |
| Total Gold | <u>62,698</u> | <u>0.012</u> | <u>757,000</u> | <u>34,744</u> | <u>0.035</u> | <u>1,232,000</u> | <u>97,442</u> | <u>0.020</u> | <u>1,989,000</u> | |

(1) Certain definitions:

The term “reserve” means that part of a mineral deposit that can be economically and legally extracted or produced at the time of the reserve determination. The term “proven (measured) reserves” means reserves for which (a) quantity is computed from dimensions revealed in outcrops, trenches, workings or drill holes, grade and/or quality are computed from the results of detailed sampling; and (b) the sites for inspection, sampling and measurements are spaced so closely and the geologic character is sufficiently defined that size, shape, depth and mineral content of reserves are well established.

The term “probable (indicated) reserves” means reserves for which quantity and grade and/or quality are computed from information similar to that used for proven (measured) reserves, but the sites for inspection, sampling and measurement are farther apart or are otherwise less adequately spaced. The degree of assurance, although lower than that for proven (measured) reserves, is high enough to assume continuity between points of observation. Proven and probable reserves include silver and gold attributable to Coeur’s ownership or economic interest in the Endeavor project.

The term “cutoff grade” means the lowest grade of mineralized material considered economic to process. Cutoff grades vary between deposits depending upon prevailing economic conditions, mineability of the deposit, by-products, amenability of the mineralized material to silver or gold extraction and type of milling or leaching facilities available.

- (2) Current mineral reserves are effective as of December 31, 2013. Metal prices used in calculating 2013 proven and probable reserves were \$25.00 per ounce of silver and \$1,450 per ounce of gold except where otherwise noted. Metal prices used in calculating 2012 proven and probable reserves were \$27.50 per ounce of silver and \$1,450 per ounce of gold except where otherwise noted.
- (3) Mineral reserves for Endeavor are effective as of June 30, 2013, which is the end of the most recent fiscal year of the operator, CBH Resources Ltd. These totals do not include additions or depletions through December 31, 2013. Mineral reserves were estimated with a cutoff grade of 7.0% combined lead and zinc. Metal prices used were \$2,300 per metric ton of zinc, \$2,300 per metric ton of lead, and \$34.00 per ounce of silver.
- (4) Mineral reserve estimates, with the exception of Endeavor, were prepared by the Company’s technical staff with the assistance of independent consulting firms. Endeavor mineral reserve estimates were prepared by the CBH Resources Ltd. staff and reviewed by the Company’s technical staff.
- (5) Proven and probable reserves at Palmarejo, Guadalupe, and La Patria are calculated based on a cutoff grade using the current metal prices. The cutoff grades used for Palmarejo and Guadalupe are: underground mineral reserves 2.58 g/tonne AuEq (gold equivalent = Au g/tonne + (Ag g/tonne × 59.85)); and open pit mineral reserves 1.21 g/tonne AuEq (gold equivalent = Au g/tonne + (Ag g/tonne × 59.85)).
- (6) Proven and probable reserves at San Bartolomé are calculated based on a cutoff using the current metal prices. The cutoff grades for mineral reserves range from 50.4 to 97.7 g/tonne Ag based on material type.
- (7) Proven and probable reserves at Rochester are calculated based on a cutoff using the current metal prices. The cutoff grade for mineral reserves is 0.47 oz/ton AgEq (silver equivalent = Ag oz/ton + (Au oz/ton × 0.88)).
- (8) Proven and probable reserves at Kensington are calculated based on a cutoff using the current metal prices. The cutoff grade for mineral reserves is 0.147 oz/ton Au.

MINERALIZED MATERIAL

| | Mineralized Material at December 31, 2013 ⁽¹⁾⁽²⁾⁽³⁾⁽⁴⁾ | | |
|--------------------------------------------|-------------------------------------------------------------------|-----------------------|---------------------|
| | Tons (000s) | Silver Grade (oz/ton) | Gold Grade (oz/ton) |
| Palmarejo Mine, Mexico ⁽⁵⁾ | 26,302 | 2.17 | 0.043 |
| San Bartolomé Mine, Bolivia ⁽⁶⁾ | 17,015 | 2.17 | — |
| Kensington Mine, USA ⁽⁸⁾ | 2,686 | — | 0.210 |
| Rochester Mine, USA ⁽⁷⁾ | 141,722 | 0.44 | 0.003 |
| Endeavor Mine, Australia ⁽¹²⁾ | 14,991 | 2.43 | — |
| La Preciosa Project, Mexico ⁽⁹⁾ | 49,350 | 2.54 | 0.005 |
| Joaquin Project, Argentina ⁽¹⁰⁾ | 16,963 | 3.82 | 0.004 |
| Lejano Project, Argentina ⁽¹¹⁾ | 1,233 | 2.42 | 0.008 |
| Martha Property, Argentina ⁽¹¹⁾ | 57 | 13.57 | 0.017 |
| Total Mineralized Material | 270,319 | | |

| | Mineralized Material at December 31, 2012 ⁽¹⁾⁽²⁾⁽³⁾⁽⁴⁾ | | |
|--------------------------------------------|-------------------------------------------------------------------|-----------------------|---------------------|
| | Tons (000s) | Silver Grade (oz/ton) | Gold Grade (oz/ton) |
| Palmarejo Mine, Mexico ⁽⁵⁾ | 23,712 | 1.93 | 0.040 |
| San Bartolomé Mine, Bolivia ⁽⁶⁾ | 20,040 | 2.27 | — |
| Kensington Mine, USA ⁽⁸⁾ | 2,606 | — | 0.200 |
| Rochester Mine, USA ⁽⁷⁾ | 264,283 | 0.46 | 0.003 |
| Endeavor Mine, Australia ⁽¹²⁾ | 10,941 | 2.21 | — |
| La Preciosa Project, Mexico ⁽⁹⁾ | — | — | — |
| Joaquin Project, Argentina ⁽¹⁰⁾ | 17,340 | 3.76 | 0.004 |
| Martha Property, Argentina ⁽¹¹⁾ | 57 | 13.57 | 0.020 |
| Total Mineralized Material | 338,979 | | |

- (1) Metal prices used in calculating 2013 mineralized material were \$29.00 per ounce of silver and \$1,600 per ounce of gold. Metal prices used in calculating 2012 mineralized material were \$33.00 per ounce of silver and \$1,700 per ounce of gold.
- (2) Mineralized material was estimated with surface mine parameters and initial metallurgical test results.
- (3) Mineralized material estimates were prepared by a number of different consulting groups and supervised by the Company's personnel.
- (4) Mineralized material was estimated using 3-dimensional geologic modeling and geostatistical evaluation of the exploration drill data. Mineralized material is reported exclusive of reserves. "Mineralized material" as used in this Annual Report on Form 10-K, although permissible under Guide 7, does not indicate "reserves" by SEC standards. There is no certainty that any part of the reported mineralized material will ever be confirmed or converted into Guide 7 compliant "reserves".
- (5) Mineralized material at Palmarejo, Guadalupe, and La Patria is calculated based on a cutoff grade using the current metal prices. The cutoff grades used for Palmarejo and Guadalupe are: underground mineralized material 2.33 g/tonne AuEq (gold equivalent = Au g/tonne + (Ag g/tonne × 56.88)); and open pit mineralized material 1.10 g/tonne AuEq (gold equivalent = Au g/tonne + (Ag g/tonne × 56.88)). New drilling (current through mid-2013) has been included in the mineralized material estimate. Cutoff grades for La Patria open pit mineralized material is 0.49 g/tonne AuEq (gold equivalent = Au g/tonne + (Ag g/tonne × 60.54)).
- (6) Mineralized material at San Bartolomé is calculated based on a cutoff using the current metal prices. Cutoff grades for mineralized material range from 43.3 to 99.8 g/tonne Ag based on material type.
- (7) Mineralized material at Rochester is calculated based on a cutoff using the current metal prices. The cutoff grade for mineralized material is 0.41 oz/ton AgEq (silver equivalent = Ag oz/ton + (Au oz/ton × 0.83)).
- (8) Mineralized material at Kensington is calculated based on a cutoff using the current metal prices. The cutoff grade for mineralized material is 0.132 oz/ton Au.
- (9) Mineralized material at the La Preciosa project is calculated based on a cutoff using the current metal prices. The cutoff grade for mineralized material is 25.5 g/tonne (silver equivalent = g/tonne + (Au g/tonne × 49.9)).
- (10) Mineralized material at the Joaquin project is calculated based on a cutoff using the current metal prices. The cutoff grade for mineralized material is 43.3 g/tonne Ag for oxides and 0.80 g/tonne Ag for sulfides.
- (11) No changes were made to cutoff grades in 2013 for the Martha and Lejano projects.
- (12) Endeavor estimates were prepared by the CBH Resources Ltd. staff and reviewed by the Company's technical staff.

Item 3. **Legal Proceedings.**

For a discussion of legal proceedings, see Note 20 -- Commitments and Contingencies in the notes to the consolidated financial statements included herein.

Item 4. **Mine Safety Disclosures**

Information pertaining to mine safety matters is reported in accordance with Section 1503(a) of the Dodd-Frank Wall Street Reform and Consumer Protection Act in Exhibit 95.1 attached to this Form 10-K.

PART II

Item 5. **Market for Registrant's Common Equity, Related Stockholder Matters and Issuer Purchases of Equity Securities**

The Company's common stock is listed on the New York Stock Exchange (the "NYSE") and the Toronto Stock Exchange ("TSX"). Shares of the Company's common stock will be voluntarily delisted from the TSX at the close of market on Thursday, February 27, 2014, pursuant to the Company's application for voluntary delisting which has received approval from the TSX.

The following table sets forth, for the periods indicated, the high and low closing sales prices of the common stock as reported by the NYSE:

| | 2013 | | 2012 | |
|-----------------------------------------|----------|----------|----------|----------|
| | High | Low | High | Low |
| First Quarter | \$ 25.20 | \$ 18.03 | \$ 30.22 | \$ 23.39 |
| Second Quarter | \$ 18.51 | \$ 11.49 | \$ 24.32 | \$ 16.35 |
| Third Quarter | \$ 16.57 | \$ 11.54 | \$ 29.17 | \$ 15.36 |
| Fourth Quarter | \$ 13.05 | \$ 10.00 | \$ 31.86 | \$ 22.06 |
| 2014 | | | | |
| First Quarter through February 21, 2014 | \$ 11.92 | \$ 9.79 | | |

The Company has not paid cash dividends on its common stock since 1996. Future dividends, if any, will be determined by the Company's Board of Directors and will depend upon the Company's results of operations, financial condition, capital requirements and other factors. Future dividends are limited by covenants in the Company's Credit Agreement. Under those covenants, the Company is currently prohibited from paying dividends.

On June 7, 2012, the Company announced that its Board of Directors has authorized a share repurchase program of up to \$100 million of the Company's common equity. There was no common stock repurchase activity during the fourth quarter of 2013. Future share repurchases are limited by covenants under the Company's Credit Agreement. Under those covenants, the Company currently is not permitted to repurchase shares.

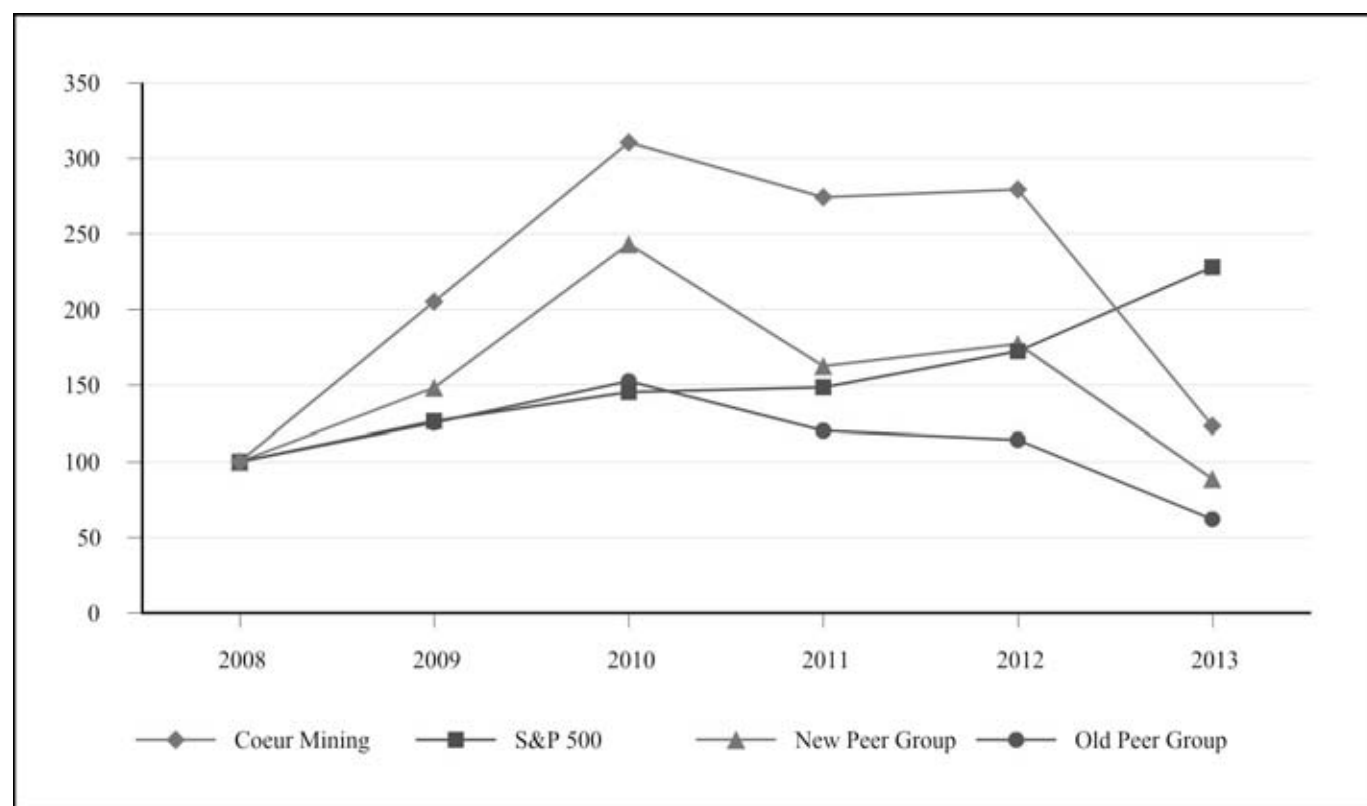
On February 21, 2014, there were outstanding 103,100,303 shares of the Company's common stock which were held by approximately 1,569 stockholders of record.

STOCK PERFORMANCE CHART

COMPARISON OF 5 YEAR CUMULATIVE TOTAL RETURN AMONG COEUR MINING, S&P 500 INDEX AND PEER GROUP INDEX

The following performance graph compares the performance of the Company's common stock during the period beginning December 31, 2009 and ending December 31, 2013 to the S&P 500 and a Peer Group Index ("New Peer Group") consisting of the following companies: Agnico-Eagle Mines Limited, Alamos Gold Inc., Allied Nevada Gold Corporation, Centerra Gold Inc., First Majestic Silver, Hecla Mining Company, Hochschild Mining, New Gold, Pan American Silver Corporation, Silver Standard Resources, Inc., and Stillwater Mining Company. The Company formerly used a Peer Group Index ("Old Peer Group") which consisted of: Agnico-Eagle Mines Limited, Goldcorp, Hecla Mining Company, IAMGold Corporation, Kinross Gold Corporation, Northgate Minerals Corporation, Pan American Silver Corporation, Centerra Gold Inc., and Stillwater Mining Company.

The graph assumes a \$100 investment in the Company's common stock and in each of the indexes at the beginning of the period, and a reinvestment of dividends paid on such investments throughout the five-year period.



| | Dec. 2009 | Dec. 2010 | Dec. 2011 | Dec. 2012 | Dec. 2013 |
|----------------|--------------|--------------|--------------|--------------|--------------|
| Coeur Mining | 205.23 | 310.45 | 274.32 | 279.55 | 123.30 |
| S&P 500 Index | 126.46 | 145.51 | 148.59 | 172.37 | 228.19 |
| New Peer Group | 148.51 | 243.30 | 162.68 | 177.39 | 88.62 |
| Old Peer Group | 125.39 | 152.68 | 120.17 | 114.19 | 62.11 |

This stock performance information is "furnished" and shall not be deemed to be "soliciting material" or subject to Rule 14A, shall not be deemed "filed" for purposes of Section 18 of the Exchange Act or otherwise subject to the liabilities of that section, and shall not be deemed incorporated by reference in any filing under the Securities Act of 1933, as amended, or the Exchange Act, whether made before or after the date of this report and irrespective of any general incorporation by reference language in any such filing, except to the extent that it specifically incorporates the information by reference.

Item 6. **Selected Financial Data**

The following table summarizes certain selected consolidated financial data with respect to the Company and should be read in conjunction with the Consolidated Financial Statements and Notes thereto appearing elsewhere in this report.

| | Years ended December 31, | | | | |
|--------------------------------------------------------------|--------------------------|------------------|------------------|--------------------|--------------------|
| | 2013 | 2012 | 2011 | 2010 | 2009 |
| Sales of metal | \$ 745,994 | \$ 895,492 | \$ 1,021,200 | \$ 515,457 | \$ 300,361 |
| Production costs applicable to sales | (463,663) | (454,562) | (419,547) | (256,096) | (189,910) |
| Amortization | (232,879) | (218,857) | (224,500) | (141,619) | (81,376) |
| Gross profit | 49,452 | 222,073 | 377,153 | 117,742 | 29,075 |
| Costs and expenses | 121,618 | 60,508 | 69,948 | 41,302 | 36,594 |
| Write-downs | 772,993 | 5,825 | — | — | — |
| Operating income (loss) from continuing operations | (845,159) | 155,740 | 307,205 | 76,440 | (7,519) |
| Other income (expense) | 36,480 | (36,256) | (98,960) | (167,565) | (67,153) |
| Income (loss) from continuing operations before income taxes | (808,679) | 119,484 | 208,245 | (91,125) | (74,672) |
| Income tax benefit (provision) | 158,116 | (70,807) | (114,746) | 7,941 | 31,670 |
| Income (loss) from continuing operations | (650,563) | 48,677 | 93,499 | (83,184) | (43,002) |
| Income (loss) from discontinued operations | — | — | — | (6,029) | (9,601) |
| Gain (loss) on sale of net assets of discontinued operation | — | — | — | (2,095) | 25,537 |
| Net income (loss) | <u>\$ (650,563)</u> | <u>\$ 48,677</u> | <u>\$ 93,499</u> | <u>\$ (91,308)</u> | <u>\$ (27,066)</u> |
| Income (Loss) Per Share | | | | | |
| Basic: | | | | | |
| Continuing operations | \$ (6.65) | \$ 0.54 | \$ 1.05 | \$ (0.95) | \$ (0.60) |
| Discontinued operations ⁽¹⁾ | — | — | — | (0.10) | 0.22 |
| | <u>\$ (6.65)</u> | <u>\$ 0.54</u> | <u>\$ 1.05</u> | <u>\$ (1.05)</u> | <u>\$ (0.38)</u> |
| Diluted: | | | | | |
| Continuing operations | \$ (6.65) | \$ 0.54 | \$ 1.04 | \$ (0.95) | \$ (0.60) |
| Discontinued operations ⁽¹⁾ | — | — | — | (0.10) | 0.22 |
| | <u>\$ (6.65)</u> | <u>\$ 0.54</u> | <u>\$ 1.04</u> | <u>\$ (1.05)</u> | <u>\$ (0.38)</u> |

| | At December 31, | | | | |
|-----------------------|-----------------|--------------|--------------|--------------|--------------|
| | 2013 | 2012 | 2011 | 2010 | 2009 |
| Total assets | \$ 2,885,978 | \$ 3,221,401 | \$ 3,264,441 | \$ 3,157,527 | \$ 3,054,035 |
| Working capital | \$ 386,669 | \$ 167,930 | \$ 212,862 | \$ (4,506) | \$ (2,572) |
| Long-term liabilities | \$ 1,010,850 | \$ 784,869 | \$ 875,639 | \$ 846,043 | \$ 867,381 |
| Stockholders' equity | \$ 1,730,567 | \$ 2,198,280 | \$ 2,136,721 | \$ 2,040,767 | \$ 1,998,046 |

- (1) In August 2010, the Company sold its 100% interest in subsidiary Compañía Minera Cerro Bayo ("Minera Cerro Bayo") to Mandalay Resources Corporation ("Mandalay"). The Company realized a loss on the sale of approximately \$2.1 million, net of income taxes. In July 2009, the Company sold to Perilya Broken Hill Ltd. its 100% interest in the silver contained at the Broken Hill mine for \$55.0 million in cash. As a result of this transaction, the Company realized a gain on the sale of approximately \$25.5 million, net of income taxes, in 2009.

Item 7. **Management's Discussion and Analysis of Financial Condition and Results of Operations**

The following discussion provides information that management believes is relevant to an assessment and understanding of the consolidated financial condition and results of operations of Coeur Mining and its subsidiaries (collectively, "Coeur", "the Company", "our", and "we"). We use certain non-GAAP financial performance measures in our MD&A. For a detailed description of each of the non-GAAP measures, please see "Non-GAAP Financial Performance Measures" at the end of this item.

Overview

The Company is a large primary silver producer with significant gold production and mines located in the United States, Mexico, and Bolivia; development projects in Mexico and Argentina; and streaming and royalty interests in Australia, Mexico, Ecuador, and Chile. The Palmarejo, San Bartolomé, Kensington, and Rochester mines, each of which is operated by the Company, and Coeur Capital, primarily comprised of the Endeavor silver stream and other precious metal royalties, constitute the Company's principal sources of revenues.

The Company's business strategy is to discover, acquire, develop and operate low-cost silver and gold operations and streaming and royalty interests that will produce long-term cash flow, provide opportunities for growth through continued exploration, and generate superior and sustainable returns for stockholders. The Company's management focuses on maximizing net cash flow through identifying and implementing revenue enhancement opportunities at existing operations, reducing operating and non-operating costs, consistent capital discipline, and efficient management of working capital. As part of this strategy, in late 2013, the Company formed Coeur Capital to hold its streaming and royalty interests, along with its portfolio of strategic equity investments.

2013 Highlights

- Metal sales of \$746 million
- Silver production of 17.0 million ounces and record gold production of 262,217 ounces
- Cash operating costs were \$9.84 per silver ounce and \$950 per gold ounce (see "Non-GAAP Financial Performance Measures")
- All-in sustaining costs were \$18.94 per silver equivalent ounce (see "Non-GAAP Financial Performance Measures")
- Adjusted net income of \$(76.2) million or \$(0.78) per share (see "Non-GAAP Financial Performance Measures")
- Net cash provided by operating activities of \$113.5 million
- The Company spent \$100.8 million in capital expenditures in 2013, a 12.8% decrease from 2012

Consolidated Performance

The Company produced 17.0 million ounces of silver and a record 262,217 ounces of gold in 2013, compared to 18.0 million ounces of silver and 226,486 ounces of gold in 2012. Silver production decreased in 2013 compared to 2012 due to lower silver grade at Palmarejo and the cessation of mining activities at Martha in 2012. Gold production increased in 2013 compared to 2012 due to higher throughput at Kensington and higher gold grade at Palmarejo, partially offset by lower gold grade at Rochester. Cash operating costs were \$9.84 per silver ounce and \$950 per gold ounce in 2013, compared to \$7.57 per silver ounce and \$1,358 per gold ounce in 2012 due to lower silver production and higher mining and milling costs, partially offset by higher gold production. For a complete discussion on production and operating costs, see "Results of Operations" and "Non-GAAP Financial Performance Measures" section below.

Sales of metal decreased 16.7% in 2013 to \$746 million due to lower average realized prices for silver and gold and lower silver ounces sold, partially offset by higher gold ounces sold. The average realized silver price declined 25% to \$23.14 and the average realized gold price declined 17% to \$1,387 per ounce in 2013. Gold ounces sold in 2013 increased due to record gold production at Kensington, which increased 40% to approximately 114,800 ounces in 2013.

| | 2013 | 2012 | 2011 |
|--------------------------------------------------------------------|-------------|-------------|--------------|
| Silver ounces produced | 17,011,193 | 18,025,206 | 19,078,251 |
| Gold ounces produced | 262,217 | 226,486 | 220,382 |
| Cash operating costs/oz. ⁽¹⁾ - silver | \$ 9.84 | \$ 7.57 | \$ 6.31 |
| Cash operating costs/oz. ⁽¹⁾ - gold | \$ 950 | \$ 1,358 | \$ 1,088 |
| All-in sustaining costs per silver equivalent ounce ⁽¹⁾ | \$ 18.94 | \$ 19.48 | \$ 17.51 |
| Silver ounces sold | 17,188,539 | 17,965,383 | 19,057,503 |
| Gold ounces sold | 264,493 | 213,185 | 238,551 |
| Average realized price per silver ounce | \$ 23.14 | \$ 30.92 | \$ 35.15 |
| Average realized price per gold ounce | \$ 1,387 | \$ 1,665 | \$ 1,558 |
| Metal sales | \$ 745,994 | \$ 895,492 | \$ 1,021,200 |

(1) See "Non-GAAP Financial Performance Measures."

Looking Forward

We will continue to focus on operational excellence in 2014 to deliver on our plans and advance the La Preciosa development project, resulting in the following expectations for 2014:

- Silver production of approximately 17.0 to 18.2 million ounces
- Gold production of 220,000 to 238,000 ounces

- Production costs applicable to sales of \$500 to \$530 million
- Capital expenditures of \$65 to \$80 million, 80% related to sustaining capital
- Exploration expense of \$13 to \$18 million
- General and administrative expenses of \$43 to \$48 million
- Amortization of approximately \$150 million

Critical Accounting Policies and Accounting Developments

Listed below are the accounting policies that we believe are critical to our financial statements due to the degree of uncertainty regarding the estimates and assumptions involved and the magnitude of the asset, liability, revenue, and expense being reported. For a discussion of recent accounting pronouncements, see Note 2 -- Summary of Significant Accounting Policies in the notes to the consolidated financial statements.

Revenue Recognition

Revenue includes sales value received for the Company's principal products, silver, and gold. Revenue is recognized when title to silver and gold passes to the buyer and when collectability is reasonably assured. Title passes to the buyer based on terms of the sales contract. Product pricing is determined at the point revenue is recognized by reference to active and freely traded commodity markets; for example, the London Bullion Market for both gold and silver.

Under the Company's concentrate sales contracts with third-party smelters, final gold and silver prices are set on a specified future quotational period, typically one to three months, after the shipment date based on market prices. Revenues are recorded under these contracts at the time title passes to the buyer based on the forward price for the expected settlement period. The contracts, in general, provide for provisional payment based upon provisional assays and quoted metal prices. Final settlement is based on the average applicable price for the specified future quotational period and generally occurs from three to six months after shipment. Final sales are settled using smelter weights and settlement assays (average of assays exchanged and/or umpire assay results) and are priced as specified in the smelter contract. The Company's provisionally priced sales contracts contain an embedded derivative that is required to be separated from the host contract for accounting purposes. The host contract is the receivable from the sale of concentrates at the forward price at the time of sale. The embedded derivative does not qualify for hedge accounting and is adjusted to fair value through revenue each period until the date of final gold and silver settlement.

Reserve Estimates

The preparation of the Company's consolidated financial statements in conformity with U.S. GAAP requires management to make estimates and assumptions that affect the reported amount of assets and liabilities, disclosure of contingent assets and liabilities at the date of its financial statements, and the reported amounts of revenue and expenses during the reporting period. There can be no assurance that actual results will not differ from those estimates. The most critical accounting principles upon which the Company's financial status depends are those requiring estimates of recoverable ounces from proven and probable reserves and/or assumptions of future commodity prices. There are a number of uncertainties inherent in estimating quantities of reserves, including many factors beyond the Company's control. Ore reserve estimates are based upon engineering evaluations of samplings of drill holes and other openings. These estimates involve assumptions regarding future silver and gold prices, the geology of its mines, the mining methods it uses and the related costs it incurs to develop and mine its reserves. Changes in these assumptions could result in material adjustments to the Company's reserve estimates. The Company uses reserve estimates in determining the units-of-production depreciation and amortization expense, as well as in evaluating mine asset impairments.

Impairments

The Company reviews and evaluates its long-lived assets for impairment when events or changes in circumstances indicate that the related carrying amounts may not be recoverable. An impairment is considered to exist if total estimated future cash flows or probability-weighted cash flows on an undiscounted basis are less than the carrying amount of the assets, including property, plant and equipment, mineral property, development property, and any deferred costs. Estimated future cash flows are used to determine whether an impairment exists is dependent on reserve estimates and other assumptions, including silver and gold prices, production levels, and capital and reclamation costs, all of which are based on detailed engineering life-of-mine plans.

Amortization

The Company depreciates its property, plant and equipment, mining properties and mine development using the units-of-production method over the estimated life of the ore body based on its proven and probable reserves or the straight-line method over the useful life, whichever is shorter. The accounting estimates related to depreciation and amortization are critical accounting estimates because 1) the determination of reserves involves uncertainties with respect to the ultimate geology of its reserves and

the assumptions used in determining the economic feasibility of mining those reserves and 2) changes in estimated proven and probable reserves and useful asset lives can have a material impact on net income.

Ore on Leach Pads

The heap leach process is a process of extracting silver and gold by placing ore on an impermeable pad and applying a diluted cyanide solution that dissolves a portion of the contained silver and gold, which are then recovered in metallurgical processes.

The Company uses several integrated steps to scientifically measure the metal content of ore placed on the leach pads. As the ore body is drilled in preparation for the blasting process, samples are taken of the drill residue which were assayed to determine estimated quantities of contained metal. The Company estimates the quantity of ore by utilizing global positioning satellite survey techniques. The Company then processes the ore through crushing facilities where the output is again weighed and sampled for assaying. A metallurgical reconciliation with the data collected from the mining operation is completed with appropriate adjustments made to previous estimates. The crushed ore is then transported to the leach pad for application of the leaching solution. As the leach solution is collected from the leach pads, it is continuously sampled for assaying. The quantity of leach solution is measured by flow meters throughout the leaching and precipitation process. After precipitation, the product is converted to doré, which is the final product produced by the mine. The inventory is stated at lower of cost or market, with cost being determined using a weighted average cost method.

The Company reported ore on leach pad of \$82.0 million as of December 31, 2013. Of this amount, \$50.5 million is reported as a current asset and \$31.5 million is reported as a non-current asset. The historical cost of the metal that is expected to be extracted within twelve months is classified as current. Ore on leach pad is valued based on actual production costs incurred to produce and place ore on the leach pads, less costs allocated to minerals recovered through the leach process.

The estimate of both the ultimate recovery expected over time and the quantity of metal that may be extracted relative to the time the leach process occurs requires the use of estimates which are inherently inaccurate since they rely upon laboratory testwork. Testwork consists of 60 day leach columns from which the Company projects metal recoveries up to five years in the future. The quantities of metal contained in the ore are estimated based upon actual weights and assay analysis. The rate at which the leach process extracts gold and silver from the crushed ore is based upon laboratory column tests and actual experience occurring over more than twenty years of leach pad operations at the Rochester mine. The assumptions used by the Company to measure metal content during each stage of the inventory conversion process includes estimated recovery rates based on laboratory testing and assaying. The Company periodically reviews its estimates compared to actual experience and revises its estimates when appropriate. The ultimate recovery will not be known until leaching operations cease. Historically, our operating results have not been materially impacted by variations between the estimated and actual recoverable quantities of silver and gold on our leach pads.

Reclamation and remediation costs

The Company recognizes obligations associated with the retirement of tangible long-lived assets and the associated asset retirement costs. The fair value of a liability for an asset retirement obligation will be recognized in the period in which it is incurred if a reasonable estimate of fair value can be made. The fair value of the liability is added to the carrying amount of the associated asset and this additional carrying amount is depreciated over the life of the asset. An accretion cost, representing the increase over time in the present value of the liability, is recorded each period in depreciation, depletion and amortization expense. As reclamation work is performed or liabilities are otherwise settled, the recorded amount of the liability is reduced.

Future remediation costs for inactive mines are accrued based on management's best estimate at the end of each period of the undiscounted costs expected to be incurred at the site. Such cost estimates include, where applicable, ongoing care and maintenance and monitoring costs. Changes in estimates are reflected in earnings in the period an estimate is revised.

Derivatives accounting

The Company recognizes all derivatives as either assets or liabilities on the balance sheet and measures those instruments at fair value. Changes in the value of derivative instruments are recorded each period in fair value adjustments, net. Management applies judgment in estimating the fair value of instruments that are highly sensitive to assumptions regarding commodity prices, market volatilities, and foreign currency exchange rates.

Income taxes

The Company computes income taxes using an asset and liability approach which results in the recognition of deferred tax liabilities and assets for the expected future tax consequences or benefits of temporary differences between the financial reporting bases and the tax bases of assets and liabilities, as well as operating loss and tax credit carryforwards, using enacted tax rates in effect in the years in which the differences are expected to reverse.

In assessing the realizability of deferred tax assets, management considers whether it is more likely than not that some portion or all of its deferred tax assets will not be realized. Management considers the scheduled reversal of deferred tax liabilities, projected future taxable income and tax planning strategies in making this assessment. A valuation allowance has been provided for the portion of the Company's net deferred tax assets for which it is more likely than not that they will not be realized.

The Company and its subsidiaries are subject to U.S. federal income tax as well as income tax of multiple state and foreign jurisdictions. The Company's practice is to recognize interest and/or penalties related to income tax matters in income tax expense.

Consolidated Financial Results

2013 Compared to 2012

Sales of Metal

Sales of metal decreased by \$149.5 million, or 16.7%, due to lower silver production at Palmarejo and lower average realized silver and gold prices, partially offset by higher gold production at Kensington and Palmarejo. The Company sold 17.2 million ounces of silver and 264,493 ounces of gold, compared to sales of 18.0 million ounces of silver and 213,185 ounces of gold. The Company realized average silver and gold prices of \$23.14 per ounce and \$1,387 per ounce, respectively, compared with realized average prices of \$30.92 per ounce and \$1,665 per ounce, respectively. Silver contributed 53% of sales and gold contributed 47%, compared to 61% of sales from silver and 39% from gold.

Production Costs Applicable to Sales

Production costs applicable to sales increased by \$9.1 million, or 2.0%, to \$463.7 million. The increase in production costs applicable to sales is primarily due to higher production at Kensington and higher mining and milling costs, partially offset by lower consumption of materials, supplies, and other consumables.

Amortization

Amortization increased by \$14.0 million, or 6.4%, primarily the result of increased gold production at Kensington, partially offset by lower silver production at Palmarejo.

Costs and Expenses

General and administrative expenses increased \$22.4 million or 67.8%, primarily due to higher business development expenses and related legal costs, and one-time expenditures associated with the corporate office relocation.

Exploration expenses decreased by \$3.9 million or 14.9% primarily as a result of lower exploration activity near the Company's existing properties.

Litigation settlement of \$32.0 million relates to the settlement of the Rochester claims dispute in 2013. In connection with the settlement, Coeur Rochester acquired all mining claims in dispute in exchange for a one-time \$10.0 million cash payment and granting a 3.4% net smelter returns royalty on up to 39.4 million silver equivalent ounces from the Rochester mine beginning January 1, 2014.

Write-downs totaled \$773.0 million compared to \$5.8 million. The 2013 write-down was primarily due to an impairment of the Palmarejo and Kensington mines due to a decrease in the Company's long-term silver and gold price assumptions. The decrease in silver and gold price assumptions represented significant changes in the business, requiring the Company to evaluate for impairment. For purposes of this evaluation, estimates of future cash flows of the individual reporting units were used to determine fair value.

Pre-development, care and maintenance and other expenses were \$11.9 million, an increase of \$10.6 million over 2012, primarily due to feasibility expenditures at La Preciosa and settlement of a royalty dispute at San Bartolomé.

Other Income and Expenses

Non-cash fair value adjustments, net were a gain of \$82.8 million compared to a loss of \$23.5 million, primarily due to the impact of changing gold prices on the Palmarejo gold production royalty obligation.

Interest income and other, net decreased by \$1.7 million to \$13.3 million, compared to \$15.0 million, primarily due to lower foreign currency gains and a business interruption insurance recovery at San Bartolomé in 2012, partially offset by gains on the commutation of certain reclamation bonding arrangements and the sale of other miscellaneous assets.

Interest expense, net of capitalized interest, increased to \$41.3 million from \$26.2 million due to interest paid on the 7.875% Senior Notes issued in January 2013.

Income Taxes

The Company reported an income tax benefit of approximately \$158.1 million compared to a provision of \$70.8 million. The following table summarizes the components of the Company's income tax provision:

| | Year Ended December 31, | |
|-----------------------------------------|-------------------------|--------------------|
| | 2013 | 2012 |
| Current: | | |
| United States | \$ 4 | \$ (257) |
| United States — State mining taxes | (714) | (2,195) |
| United States — Foreign withholding tax | 397 | (736) |
| Argentina | (137) | 976 |
| Australia | (914) | (1,760) |
| Mexico | (9,046) | (7,814) |
| Bolivia | (6,716) | (43,546) |
| Canada | (1,936) | — |
| Deferred: | | |
| Argentina | 8,062 | — |
| Australia | (2) | (223) |
| Bolivia | (4,222) | (1,087) |
| Mexico | 94,851 | (10,579) |
| United States | 78,489 | (3,586) |
| Income tax benefit (expense) | <u>\$ 158,116</u> | <u>\$ (70,807)</u> |

In 2013, the Company recognized a current provision in the U.S. and certain foreign jurisdictions primarily related to inflationary adjustments on non-monetary assets and the Company being subject to the state mining tax and Mexico IETU tax, which is a form of alternative minimum tax. The Company has recognized \$3.0 million of expenses, including interest and penalties, for uncertain tax positions for the years ended 2008, 2009, 2010, 2011, and 2012 and an additional \$2.2 million of expense for the year ended 2013. Finally, the Company recognized a deferred tax benefit of \$177.2 million in 2013. The significant components of this benefit include the impacts of the impairment of mineral interests in Mexico, the change in the Company's permanent reinvestment assertion related to Mexico, and the recognition of deferred taxes on current year temporary differences, partially offset by tax rate changes in Mexico and an increase in the Company's valuation allowance.

2012 Compared to 2011

Sales of Metal

Sales of metal from continuing operations decreased by \$125.7 million, or 12.3%, to \$895.5 million due to lower silver and gold ounces sold and lower average realized silver prices. The Company sold 18.0 million ounces of silver and 213,185 ounces of gold, compared to sales of 19.1 million ounces of silver and 238,551 ounces of gold. The Company realized average silver and gold prices of \$30.92 per ounce and \$1,665 per ounce, respectively, compared with realized average prices of \$35.15 per ounce and \$1,558 per ounce, respectively. Silver contributed 61% of sales and gold contributed 39%, compared to 65% of sales from silver and 35% from gold.

Production Costs Applicable to Sales

Production costs applicable to sales from continuing operations increased by \$35.0 million, or 8.4%, to \$454.6 million. The increase in production costs applicable to sales is primarily due to higher equipment maintenance costs due to major component rebuilds and rehabilitation and ground control expenses.

Amortization

Amortization decreased by \$5.6 million, or 2.5%, primarily due to lower silver production, partially offset by the completion of capital projects and Kensington and Rochester.

Costs and Expenses

Administrative and general expenses increased \$1.6 million or 5.1%, primarily due to higher legal and finance related expenses and salaries.

Exploration expenses increased by \$7.1 million, or 37.3%, primarily as a result of increased exploration activity at and around the Company's existing properties.

Pre-development, care and maintenance and other expenses were \$1.3 million, a decrease of \$18.2 million, primarily due to costs related to the expansion at the Rochester mine in 2011.

Other Income and Expenses

Non-cash fair value adjustments, net were a loss of \$23.5 million compared to a loss of \$52.1 million, primarily due to the impact of changing gold prices on the Palmarejo gold production royalty obligation.

Interest income and other increased by \$21.0 million to \$14.4 million, compared with net expense of \$6.6 million due to higher foreign currency gains and a \$2.5 million business interruption insurance recovery at San Bartolomé.

Interest expense, net of capitalized interest, decreased to \$26.2 million from \$34.8 million, primarily due to lower outstanding debt and capital lease obligations.

Income Taxes

The Company reported an income tax provision of approximately \$70.8 million compared to an income tax provision of \$114.7 million. The following table summarizes the components of the Company's income tax provision.

| | Years Ended December 31, | |
|-----------------------------------------|--------------------------|--------------------|
| | 2012 | 2011 |
| Current: | | |
| United States — Alternative minimum tax | \$ (257) | \$ 2,015 |
| United States — State mining taxes | (2,195) | (409) |
| United States — Foreign withholding tax | (736) | (842) |
| Argentina | 976 | (1,219) |
| Australia | (1,760) | (1,755) |
| Mexico | (7,814) | (1,084) |
| Bolivia | (43,546) | (59,660) |
| Deferred: | | |
| Australia | (223) | (661) |
| Bolivia | (1,087) | (207) |
| Mexico | (10,579) | (28,022) |
| United States | (3,586) | (22,902) |
| Income tax benefit (provision) | <u>\$ (70,807)</u> | <u>\$(114,746)</u> |

In 2012, the Company recognized a current provision in the U.S. and certain foreign jurisdictions primarily related to inflationary adjustments on non-monetary assets and the Company being subject to the Mexico IETU tax, which is a form of alternative minimum tax. Further, the Company accrued foreign withholding taxes of approximately \$0.7 million on inter-company transactions between the U.S. parent and the Argentina, Mexico and Australia subsidiaries. Also, as a result of an audit of the 2009 Bolivian tax return, the Company has recognized an additional \$7.8 million of expenses, including interest and penalties for uncertain tax positions for the years ending 2008, 2009, 2010, and 2011 and an additional \$3.9 million of expense for the year ended 2012. Finally, the Company recognized a \$15.5 million deferred tax provision for the recognition of deferred taxes on deductible temporary differences, utilization of net operating loss carryforwards and deferred withholding taxes in various jurisdictions (principally U.S. and Mexico).

In 2011, the Company recognized a current provision in the U.S. and certain foreign jurisdictions primarily related to higher metals prices, inflationary adjustments on non-monetary assets and unrealized foreign exchange gains on U.S. dollar denominated liabilities in Bolivia. The Company intends to carry back a portion of its 2011 U.S. taxable loss and has recognized a benefit of \$2.0 million. Further, the Company accrued foreign withholding taxes of approximately \$0.8 million on inter-company transactions between the U.S. parent and the Argentina, Mexico and Australia subsidiaries. Finally, the Company recognized a \$51.8 million

deferred tax provision for the recognition of deferred taxes on deductible temporary differences, utilization of net operating loss carryforwards and deferred withholding taxes in various jurisdictions (principally Mexico and Bolivia).

Results of Operations

Palmarejo

| | Year ended December 31, | | |
|----------------------------------------|-------------------------|-----------|-----------|
| | 2013 | 2012 | 2011 |
| Tons milled | 2,322,660 | 2,114,366 | 1,723,056 |
| Silver ounces produced | 7,603,144 | 8,236,013 | 9,041,488 |
| Gold ounces produced | 116,536 | 106,038 | 125,071 |
| Cash operating costs/oz ⁽¹⁾ | \$ 2.23 | \$ 1.33 | \$ (0.97) |

⁽¹⁾ See Non-GAAP Financial Performance Measures

2013 compared to 2012

Silver production decreased due to lower grade and recovery, partially offset by higher mill throughput. Metal sales were \$324.0 million, or 43% of Coeur's metal sales, compared with \$442.1 million, or 49% of Coeur's metal sales. Cash operating costs per ounce increased due to lower gold by-product credits, partially offset by lower underground mining and milling costs. Amortization decreased to \$134.2 million compared to \$146.6 million due to lower production. Capital expenditures were \$33.7 million compared to \$38.5 million.

2012 compared to 2011

Silver production decreased due to lower grade and recovery, partially offset by higher mill throughput. Metal sales were \$442.1 million, or 49% of Coeur's metal sales, compared with \$513.1 million, or 50% of Coeur's metal sales. Cash operating costs per ounce increased due to lower gold by-product credits and higher overhead and support costs, partially offset by lower underground mining costs. Amortization decreased to \$146.6 million compared to \$159.3 million due to lower production. Capital expenditures were \$38.5 million compared to \$37.0 million.

San Bartolomé

| | Year ended December 31, | | |
|----------------------------------------|-------------------------|-----------|-----------|
| | 2013 | 2012 | 2011 |
| Tons milled | 1,679,839 | 1,477,271 | 1,567,269 |
| Silver ounces produced | 5,940,538 | 5,930,394 | 7,501,367 |
| Cash operating costs/oz ⁽¹⁾ | \$ 13.01 | \$ 11.76 | \$ 9.10 |

⁽¹⁾ See Non-GAAP Financial Performance Measures

2013 compared to 2012

Silver production increased due to higher mill throughput, mostly offset by lower grade. Silver sales were \$141.7 million, or 19% of Coeur's metal sales, compared with \$178.0 million, or 20% of Coeur's metal sales. Cash operating costs per ounce increased due to higher mining and milling costs. Amortization was \$19.6 million compared to \$16.7 million, primarily due to completion of capital projects and higher production. Capital expenditures were \$11.6 million compared to \$25.7 million.

2012 compared to 2011

Silver production decreased due to lower grade and mill throughput, partially offset by higher recovery. Silver sales were \$178.0 million, or 20% of Coeur's metal sales, compared with \$267.5 million, or 26% of Coeur's metal sales. Cash operating costs per ounce increased due to lower production and higher mining and milling costs. Amortization was \$16.7 million compared to \$22.4 million, primarily due to lower production. Capital expenditures were \$25.7 million compared to \$17.7 million.

Rochester

| | Year ended December 31, | | |
|----------------------------------------|-------------------------|------------|-----------|
| | 2013 | 2012 | 2011 |
| Tons placed | 12,311,918 | 10,688,606 | 1,859,788 |
| Silver ounces produced | 2,798,937 | 2,801,405 | 1,392,433 |
| Gold ounces produced | 30,860 | 38,066 | 6,276 |
| Cash operating costs/oz ⁽¹⁾ | \$ 23.27 | \$ 9.62 | \$ 22.97 |

⁽¹⁾ See Non-GAAP Financial Performance Measures

2013 compared to 2012

Silver production decreased due to the stage III leach pad expansion and related timing of leach recoveries. A significant amount of crushed ore was stacked on the expanded leach pad during the construction phase while leaching commenced upon completion of the project late in the year. Metal sales were \$119.3 million, or 16% of Coeur's metal sales, compared with \$132.4 million, or 15% of Coeur's metal sales. Cash operating costs per ounce increased due to timing of recoveries due to the Stage III leach pad expansion, higher mining, crushing and hauling costs and lower gold by-product credits. Amortization was \$10.6 million compared to \$8.1 million, due to the completion of capital projects. Capital expenditures were \$29.4 million compared to \$11.8 million.

2012 compared to 2011

Silver production increased due to recoveries from the new stage III leach pad that was completed in 2011. Metal sales were \$132.4 million, or 15% of Coeur's metal sales, compared with \$57.3 million, or 6% of Coeur's metal sales. Cash operating costs per ounce decreased due to higher production from the stage III leach pad and higher gold by-product credits. Amortization was \$8.1 million compared to \$2.8 million due to higher production and completion of the stage III leach pad. Capital expenditures were \$11.8 million compared to \$27.2 million.

Kensington

| | Year ended December 31, | | |
|----------------------------------------|-------------------------|----------|----------|
| | 2013 | 2012 | 2011 |
| Tons milled | 553,717 | 394,780 | 415,340 |
| Gold ounces produced | 114,821 | 82,125 | 88,420 |
| Cash operating costs/oz ⁽¹⁾ | \$ 950 | \$ 1,358 | \$ 1,088 |

⁽¹⁾ See Non-GAAP Financial Performance Measures

2013 compared to 2012

Gold production increased to a record 114,821 ounces due to higher mill throughput and the mill achieving a nearly 97% recovery rate. Metal sales were \$148.8 million, or 20% of Coeur's metal sales, compared with \$111.0 million, or 12% of Coeur's metal sales. Cash operating costs per ounce decreased due to higher production and lower overhead and support costs, partially offset by higher mining costs. Amortization was \$63.2 million compared to \$41.6 million, due to higher production. Capital expenditures were \$21.4 million compared to \$37.0 million.

2012 compared to 2011

Gold production decreased due to lower mill throughput, partially offset by higher recovery. Metal sales were \$111.0 million, or 12% of Coeur's metal sales, compared with \$151.2 million, or 15% of Coeur's metal sales. Cash operating costs per ounce increased due to lower production and higher mining, labor and maintenance costs. Amortization was \$41.6 million compared to \$35.8 million, due to the completion of capital projects, partially offset by lower production. Capital expenditures were \$37.0 million compared to \$34.0 million.

Endeavor

| | 2013 | 2012 | 2011 |
|----------------------------------------|----------|----------|----------|
| Tons milled | 791,116 | 791,209 | 743,936 |
| Silver ounces produced | 668,574 | 734,008 | 613,361 |
| Cash operating costs/oz ⁽¹⁾ | \$ 12.08 | \$ 17.27 | \$ 18.87 |

⁽¹⁾ See Non-GAAP Financial Performance Measures

2013 compared to 2012

Silver production decreased slightly due to lower ore grade, partially offset by higher recovery. Metal sales were \$12.9 million compared to \$18.8 million. Cash operating costs per ounce decreased due to lower silver prices. Amortization decreased to \$3.8 million from \$4.6 million due to lower production.

2012 compared to 2011

Silver production increased 20% due to higher ore grade and mill throughput, partially offset by lower recovery. Metal sales were \$18.8 million compared to \$18.7 million. Cash operating costs per ounce decreased due to lower silver prices. Amortization increased to \$4.6 million from \$3.2 million due to higher production.

Liquidity and Capital Resources

Cash Provided by Operating Activities

Net cash provided by operating activities in the year ended December 31, 2013 was \$113.5 million, compared with \$271.6 million for the year ended December 31, 2012, due to lower silver production and lower average realized prices for silver and gold, partially offset by higher gold production.

| (in thousands) | Year Ended December 31, | | |
|--------------------------------------------------------------|-------------------------|-------------------|-------------------|
| | 2013 | 2012 | 2011 |
| Cash flow before changes in operating assets and liabilities | \$ 149,848 | \$ 338,713 | \$ 454,380 |
| Changes in operating assets and liabilities: | | | |
| Receivables and other current assets | 663 | 9,756 | (21,950) |
| Prepaid expenses and other | (15,165) | 2,489 | (8,839) |
| Inventories | 4,031 | (48,305) | (30,408) |
| Accounts payable and accrued liabilities | (25,910) | (31,019) | 22,990 |
| CASH PROVIDED BY OPERATING ACTIVITIES | <u>\$ 113,467</u> | <u>\$ 271,634</u> | <u>\$ 416,173</u> |

Cash Used in Investing Activities

Net cash used in investing activities in the year ended December 31, 2013 was \$186.5 million, compared to \$133.1 million in the year ended December 31, 2012. The increase was primarily due to the acquisition of Orko Silver Corporation ("Orko") and Global Royalty Corporation ("GRC"). The Company had net proceeds from investments of \$26.7 million in 2013, compared with \$8.7 million in 2012.

The Company spent \$100.8 million on capital expenditures in 2013, compared with \$115.6 million during 2012. Capital expenditures in 2013 were primarily related to leach pad expansion and process improvement at Rochester as well as underground development at Palmarejo and Kensington.

On April 16, 2013, the Company completed its acquisition of Orko, which holds the La Preciosa silver-gold project in Durango, Mexico in exchange for a total of approximately 11.6 million shares of Coeur common stock, a total cash payment of approximately \$99.1 million, 1.6 million warrants, and assumption of liabilities of \$2.6 million.

On December 13, 2013, the Company completed its acquisition of 100% of the common shares of GRC, which holds net smelter royalties on the El Gallo complex in Mexico and the Zaruma mine in Ecuador, in exchange for a total of 2.1 million shares of Coeur common stock and a total cash payment, inclusive of payment of assumed debt, of \$3.8 million.

Cash Provided by Financing Activities

Net cash provided by financing activities during the year ended December 31, 2013 was \$154.3 million compared to net cash used in financing activities of \$188.1 million for the year ended December 31, 2012. The increase in cash provided by financing activities is primarily the result of the issuance of \$300 million of 7.875% senior notes due 2021 in the first quarter of 2013. During the year ended December 31, 2013, the Company paid \$117.7 million to settle existing debt and royalty obligations, primarily the \$43.3 million repayment of the 3.25% convertible senior notes due 2028 and payments on the Palmarejo gold production royalty. During the year ended December 31, 2012, the Company paid \$171.9 million to settle existing debt and royalty obligations, primarily the repayment of the Kensington Term Facility and payments on the Palmarejo gold production royalty.

Revolving Credit Facility

On August 1, 2012, Coeur Alaska, Inc. and Coeur Rochester, Inc. (the “Borrowers”), each a wholly-owned subsidiary of the Company, entered into a Credit Agreement (the “Credit Agreement”) by and among the Company, the Borrowers, the lenders party thereto and Wells Fargo Bank, N.A., as administrative agent. The Credit Agreement provides for a senior secured revolving credit facility (the “Revolving Credit Facility”) in an aggregate principal amount of up to \$100.0 million, which principal amount may be increased, subject to receiving additional commitments therefor, by up to \$50.0 million. The unused line fee for the twelve months ended December 31, 2013 and December 31, 2012, respectively, was \$0.6 million and \$0.2 million, charged to interest expense. On January 16, 2014, the Company, the Borrowers, the lenders party thereto and Wells Fargo Bank, N.A., as administrative agent entered into Amendment No. 1 to the Credit Agreement (the “Amendment”). Pursuant to the Amendment, among other things, the pricing of loans and undrawn commitments under the Credit Agreement was modified and certain modifications were made to the financial and negative covenant provisions.

The term of the Revolving Credit Facility is four years. Amounts may be borrowed under the Revolving Credit Facility to finance working capital and general corporate purposes of the Company and its subsidiaries, including the payment of fees and expenses incurred in connection with the Revolving Credit Facility. The obligations under the Revolving Credit Facility are secured by substantially all of the assets of the Company and its domestic subsidiaries, including the land, mineral rights and infrastructure at the Kensington and Rochester mines, as well as a pledge of the shares of certain of the Company's subsidiaries.

Borrowings under the Revolving Credit Facility, as amended by the Amendment, bear interest at a rate selected by the Borrowers equal to either LIBOR plus a margin of 2.25%-4.00% or an alternate base rate plus a margin of 1.25%-3.00%, with the margin determined by reference to the Company's ratio of consolidated debt to adjusted EBITDA.

Voluntary prepayments of the loans and voluntary reductions of the unutilized portion of the commitments under the Revolving Credit Facility are permitted without prepayment premium or penalty, subject to payment of customary LIBOR breakage costs. Amounts so repaid may be re-borrowed subject to customary requirements.

The Revolving Credit Facility, as amended, contains representations and warranties, events of default and affirmative and negative covenants that are usual and customary, including covenants that, among other things, restrict the ability of the Company and its subsidiaries to incur additional debt, incur or permit liens on assets, make investments and acquisitions, consolidate or merge with any other company, engage in asset sales and make dividends and distributions and share repurchases. The Amendment further restricted the Company's ability to pay dividends and make share repurchases for so long as the ratio of consolidated debt to adjusted EBITDA is greater than 3.00 to 1.00.

The Revolving Credit Facility, as amended, also contains financial covenants that require (i) the ratio of consolidated debt to adjusted EBITDA to be not greater than 3.25 to 1.00 for the quarter ended December 31, 2013 and not greater than 4.75 to 1.00 for any fiscal quarter ending after October 1, 2015 (for quarters ending between January 1, 2014 to September 30, 2015, the ratio of consolidated debt to adjusted EBITDA will not be tested), (ii) the ratio of adjusted EBITDA to interest expense to be not less than 3.00 to 1.00 for fiscal quarters ending between October 1, 2013 and June 30, 2014, after which the ratio may not be less than (a) 2.75 to 1.00 for the quarter ending September 30, 2014, (b) 1.50 to 1.00 for the quarters ending December 31, 2014 and March 31, 2015, (c) 2.00 to 1.00 for the quarter ending June 30, 2015, (d) 2.75 to 1.00 for the quarters ending September 30, 2015 and December 31, 2015 and (e) 3.00 to 1.00 for any quarter ending after January 1, 2016, (iii) the tangible net worth to be not less than the greater of (a) \$900 million and (b)(1) for quarters ending between October 1, 2013 and September 30, 2014, 85% of our tangible net worth as of the fiscal year ended December 31, 2013 and (2) for quarters ending thereafter, 85% of the tangible net worth as of December 31 of the previous fiscal year plus 25% of net income, if positive, for the period after December 31 of such previous fiscal year to the date of measurement, or minus any net losses with limits of \$50 million on any net losses in any fiscal year, (iv) minimum adjusted EBITDA to be at least \$100 million for the most recently ended four fiscal quarter period for quarters ending between January 1, 2014 and September 30, 2014, after which minimum adjusted EBITDA must be at least (a) \$50 million for the fiscal quarters ending December 31, 2014 and March 31, 2015, (b) \$75 million for the fiscal quarter ending June 30, 2015, (c) \$100 million for the fiscal quarters ending September 30, 2015 and December 31, 2015 and (d) \$110 million for any fiscal quarter after January 1, 2016, (v) the ratio of consolidated secured debt to adjusted EBITDA, tested quarterly, to be not greater than 1.25 to 1.00, and (vi) the minimum cash balance, tested quarterly, to be not less than \$50 million.

The Company was in compliance with all covenants under the Revolving Credit Facility as of December 31, 2013 and no amounts were outstanding.

Shelf Registration

In January 2014, the Company filed with the Securities and Exchange Commission a shelf registration statement on Form S-3 which enables it to issue an indeterminate number or amount of common stock, preferred stock, debt securities, guarantees of debt securities and warrants from time to time at indeterminate prices.

Contractual Obligations

The following table summarizes the Company's contractual obligations at December 31, 2013 and the effect such obligations are expected to have on its liquidity and cash flow in future periods.

| Contractual Obligations | Payments Due by Period | | | | |
|---------------------------------------------|------------------------|---------------------|------------|-----------|----------------------|
| | Total | Less Than 1 Year | 1- 3 Years | 3-5 Years | More Than 5 Years |
| Long-term debt obligations: | | | | | |
| Convertible debt ⁽¹⁾ | \$ 5,334 | \$ — | \$ — | \$ — | \$ 5,334 |
| Senior debt | 300,000 | — | — | — | 300,000 |
| Interest on debt | 169,814 | 23,798 | 47,597 | 47,597 | 50,822 |
| | 475,148 | 23,798 | 47,597 | 47,597 | 356,156 |
| Capital lease obligations ⁽²⁾ | 3,841 | 2,851 | 753 | 107 | 130 |
| Operating lease obligations: | | | | | |
| Hyak Mining Lease | 5,904 | 268 | 537 | 537 | 4,562 |
| Operating leases | 15,952 | 5,304 | 6,100 | 1,359 | 3,189 |
| | 21,856 | 5,572 | 6,637 | 1,896 | 7,751 |
| Other long-term obligations: | | | | | |
| Reclamation and mine closure ⁽³⁾ | 134,501 | 842 | 5,651 | 17,182 | 110,826 |
| Lines of credit and other financing | — | — | — | — | — |
| Severance payments ⁽⁴⁾ | 7,338 | 2,009 | — | — | 5,329 |
| Palmarejo Royalty Obligation | 112,909 | 47,934 | 64,975 | — | — |
| | 254,748 | 50,785 | 70,626 | 17,182 | 116,155 |
| Total | \$755,593 | \$ 83,006 | \$125,613 | \$ 66,782 | \$ 480,192 |

(1) The Company repurchased \$43.3 million in aggregate principal amount, leaving a balance of \$5.3 million at December 31, 2013.

(2) The Company has entered into various capital lease agreements for commitments principally over the next three years.

(3) Reclamation and mine closure amounts represent the Company's estimate of the cash flows associated with its legal obligation to reclaim and remediate mining properties. This amount will decrease as reclamation and remediation work is completed. Amounts shown on the table are undiscounted.

(4) Severance amounts represent accrued benefits for government mandated severance at the Palmarejo mine, San Bartolomé mine, and Coeur South America.

Environmental Compliance Expenditures

For the years ended December 31, 2013, 2012, and 2011, the Company expended \$6.1 million, \$9.6 million and \$10.4 million, respectively, in connection with routine environmental compliance activities at its operating properties. Such activities include monitoring, earth moving, water treatment and re-vegetation activities. In addition, the Company has incurred reclamation costs of \$0.9 million, \$0.5 million and \$0.4 million for the years ended December 31, 2013, 2012, and 2011. Such costs stem from activities including monitoring, earth moving water treatment and re-vegetation activities.

The Company estimates that environmental compliance expenditures during 2014 will be approximately \$8.9 million to obtain permit modifications and other regulatory authorizations. Future environmental expenditures will be determined by governmental regulations and the overall scope of the Company's operating and development activities.

Other Liquidity Matters

In the fourth quarter of 2013, the Company made an assertion that earnings are permanently reinvested in its Mexican mining operations which results in an income tax benefit in the current year of \$81 million. Therefore, at December 31, 2013, no provision has been made for United States federal and state income taxes on the Company's outside tax basis differences in Mexico, which primarily relate to accumulated foreign earnings which have been reinvested and are expected to be reinvested outside the United States indefinitely. The Company does not believe that the amounts permanently reinvested will have a material impact on liquidity.

The Company may elect to defer some capital investment activities or to secure additional capital to ensure it maintains sufficient liquidity. In addition, if the Company decides to pursue the acquisition of additional mineral interests, new capital projects, or acquisitions of new properties, mines or companies, additional financing activities may be necessary. There can be no assurances that such financing will be available when or if needed upon acceptable terms, or at all.

Risk Factors; Forward-Looking Statements

For information relating to important risks and uncertainties that could materially adversely affect the Company's business, securities, financial condition or operating results, reference is made to the disclosure set forth above in "Item 1A. Risk Factors." In addition, because the preceding discussion includes numerous forward-looking statements relating to the Company, its results of operations and financial condition and business, reference is made to the information set forth above in "Item 1. Business" under the caption "Cautionary Statement Concerning Forward-Looking Statements."

Non-GAAP Financial Performance Measures

Non-GAAP financial measures are intended to provide additional information only and do not have any standard meaning prescribed by generally accepted accounting principles ("GAAP"). These measures should not be considered in isolation or as a substitute for performance measures prepared in accordance with GAAP.

Adjusted Net Income

Management uses adjusted net income to evaluate the Company's operating performance, and for planning and forecasting business operations. The Company believes the use of adjusted net income allows investors and analysts to compare results of the Company to similar results of other mining companies. Management's determination of the components of adjusted net income are evaluated periodically and are based, in part, on a review of non-GAAP financial measures used by mining industry analysts. Net income (loss) is reconciled to Adjusted net income (loss) as follows:

| | Years ended December 31, | | |
|---------------------------------------------------------|--------------------------|-------------------|-------------------|
| | 2013 | 2012 | 2011 |
| Net income (loss) | \$ (650,563) | \$ 48,677 | \$ 93,499 |
| Share based compensation | 4,812 | 8,010 | 8,122 |
| Impairment of marketable securities | 18,308 | 605 | — |
| Deferred income tax provision | (177,178) | 16,163 | 51,792 |
| Accretion of royalty obligation | 14,947 | 18,294 | 21,550 |
| Write-downs | 772,993 | 5,825 | — |
| Litigation settlement | 32,046 | — | — |
| Gain on sale of building | (1,200) | — | — |
| Gain on commutation of reclamation bonding arrangements | (7,609) | — | — |
| Loss on debt extinguishments | — | 1,036 | 5,526 |
| Fair value adjustments, net | (82,768) | 23,487 | 52,050 |
| Adjusted net income (loss) | \$ (76,212) | \$ 122,097 | \$ 232,539 |
| Adjusted net income (loss) per share | \$ (0.78) | \$ 1.37 | \$ 2.59 |

Cash Operating Costs

Management uses cash operating costs to evaluate the operating performance of the Company's mines. Cash operating costs reflect the direct costs and related overhead arising from the physical activities involved in producing metal. These costs include the cost of mining, processing, and other plant costs but exclude certain amounts required to be included in production costs applicable to sales, including third-party smelting costs, inventory adjustments and other non-cash charges. These measures are

not necessarily indicative of operating profit or cash flow from operations as determined under GAAP, and other companies may calculate the measures differently.

Year Ended December 31, 2013

| (In thousands except ounces and per ounce costs) | Palmarejo | San Bartolomé | Kensington | Rochester | Endeavor | Total |
|--------------------------------------------------------------------------|------------|---------------|------------|-----------|----------|------------|
| Total Cash Operating Costs (Non-U.S. GAAP) | \$ 16,919 | \$ 77,308 | \$ 109,055 | \$ 65,132 | \$ 8,077 | \$ 276,491 |
| Royalties | — | 5,314 | — | (1,459) | — | 3,855 |
| Total Cash Costs (Non-U.S. GAAP) | \$ 16,919 | \$ 82,622 | \$ 109,055 | \$ 63,673 | \$ 8,077 | \$ 280,346 |
| Add/Subtract: | | | | | | |
| Third party smelting costs | — | — | (11,786) | — | (2,637) | (14,423) |
| By-product credit | 162,046 | — | — | 44,131 | — | 206,177 |
| Other adjustments | 1,084 | 1,172 | — | — | — | 2,256 |
| Change in inventory | 8,524 | 3,035 | 7,306 | (29,934) | 376 | (10,693) |
| Amortization | 134,184 | 19,565 | 63,216 | 10,570 | 3,740 | 231,275 |
| Production costs applicable to sales, including amortization (U.S. GAAP) | \$ 322,757 | \$ 106,394 | \$ 167,791 | \$ 88,440 | \$ 9,556 | \$ 694,938 |
| Silver ounces produced | 7,603,144 | 5,940,538 | — | 2,798,937 | 668,574 | 17,011,193 |
| Cash operating cost per silver ounce | \$ 2.23 | \$ 13.01 | \$ — | \$ 23.27 | \$ 12.08 | \$ 9.84 |
| Gold ounces produced | — | — | 114,821 | — | — | 114,821 |
| Cash operating cost per gold ounce | \$ — | \$ — | \$ 950 | \$ — | \$ — | \$ 950 |

Year Ended December 31, 2012

| (In thousands except ounces and per ounce costs) | Palmarejo | San Bartolomé | Kensington | Rochester | Martha ⁽¹⁾ | Endeavor | Total |
|--------------------------------------------------------------------------|------------|---------------|------------|-----------|-----------------------|-----------|------------|
| Total Cash Operating Cost (Non-U.S. GAAP) | \$ 10,958 | \$ 69,771 | \$ 111,499 | \$ 26,959 | \$ 16,094 | \$ 12,675 | \$ 247,956 |
| Royalties | — | 7,084 | — | 3,487 | 306 | — | 10,877 |
| Total Cash Costs (Non-U.S. GAAP) | \$ 10,958 | \$ 76,855 | \$ 111,499 | \$ 30,446 | \$ 16,400 | \$ 12,675 | \$ 258,833 |
| Add/Subtract: | | | | | | | |
| Third party smelting costs | — | — | (10,910) | — | (3,943) | (3,648) | (18,501) |
| By-product credit | 176,237 | — | — | 63,440 | 422 | — | 240,099 |
| Other adjustments | 1,108 | 256 | 17 | (1,355) | 882 | — | 908 |
| Change in inventory | 9,175 | (5,683) | (13,517) | (20,470) | 3,922 | (204) | (26,777) |
| Amortization | 146,557 | 16,707 | 41,645 | 8,065 | 515 | 4,591 | 218,080 |
| Production costs applicable to sales, including amortization (U.S. GAAP) | \$ 344,035 | \$ 88,135 | \$ 128,734 | \$ 80,126 | \$ 18,198 | \$ 13,414 | \$ 672,642 |
| Silver ounces produced | 8,236,013 | 5,930,394 | — | 2,801,405 | 323,386 | 734,008 | 18,025,206 |
| Cash operating cost per silver ounce | \$ 1.33 | \$ 11.76 | \$ — | \$ 9.62 | \$ 49.77 | \$ 17.27 | \$ 7.57 |
| Gold ounces produced | — | — | 82,125 | — | — | — | 82,125 |
| Cash operating cost per gold ounce | \$ — | \$ — | \$ 1,358 | \$ — | \$ — | \$ — | \$ 1,358 |

Year Ended December 31, 2011

| (In thousands except ounces and per ounce costs) | Palmarejo ⁽²⁾ | San Bartolomé | Kensington | Rochester | Martha ⁽¹⁾ | Endeavor | Total |
|--------------------------------------------------------------------------|--------------------------|---------------|------------|-----------|-----------------------|-----------|------------|
| Total Cash Operating Cost (Non-U.S. GAAP) | \$ (8,743) | \$ 68,277 | \$ 96,234 | \$ 31,978 | \$ 17,367 | \$ 11,573 | \$ 216,686 |
| Royalties | — | 11,561 | — | 2,177 | 685 | — | 14,423 |
| Total Cash Costs (Non-U.S. GAAP) | \$ (8,743) | \$ 79,838 | \$ 96,234 | \$ 34,155 | \$ 18,052 | \$ 11,573 | \$ 231,109 |
| Add/Subtract: | | | | | | | |
| Third party smelting costs | — | — | (11,003) | — | (2,882) | (2,872) | (16,757) |
| By-product credit ⁽³⁾ | 197,342 | — | — | 9,898 | 949 | — | 208,189 |
| Other adjustments | 1,441 | 906 | 19 | 522 | 559 | — | 3,447 |
| Change in inventory | (3,839) | (1,065) | 16,422 | (16,727) | (1,165) | (67) | (6,441) |
| Amortization | 159,231 | 22,408 | 35,839 | 2,807 | 554 | 3,148 | 223,987 |
| Production costs applicable to sales, including amortization (U.S. GAAP) | \$ 345,432 | \$ 102,087 | \$ 137,511 | \$ 30,655 | \$ 16,067 | \$ 11,782 | \$ 643,534 |
| Silver ounces produced | 9,041,488 | 7,501,367 | — | 1,392,433 | 529,602 | 613,361 | 19,078,251 |
| Cash operating cost per silver ounce | \$ (0.97) | \$ 9.10 | \$ — | \$ 22.97 | \$ 32.79 | \$ 18.87 | \$ 6.31 |
| Gold ounces produced | — | — | 88,420 | — | — | — | 88,420 |
| Cash operating cost per gold ounce | \$ — | \$ — | \$ 1,088 | \$ — | \$ — | \$ — | \$ 1,088 |

(1) The Martha mine ceased active mining operations in September 2012.

(2) The Palmarejo gold production royalty is currently reflected as a minimum royalty obligation which commenced on July 1, 2009 and ends when payments have been made on a total of 400,000 ounces of gold, at which time a royalty expense will be recorded.

(3) Amounts reflect final metal settlement adjustments.

Gold is accounted for as a by-product credit at the Palmarejo and Rochester mines whereby revenues from gold are deducted from operating costs in the calculation of cash operating costs per ounce. If the Company's accounting policy was changed to treat gold as a co-product, the following cash operating costs per ounce would be reported:

| | Years ended December 31, | | | | | |
|---------------------------------------|--------------------------|------------|------------|-----------|------------|-----------|
| | 2013 | | 2012 | | 2011 | |
| | Palmarejo | Rochester | Palmarejo | Rochester | Palmarejo | Rochester |
| Total cash operating costs | \$ 178,965 | \$ 109,263 | \$ 187,195 | \$ 90,400 | \$ 188,599 | \$ 41,876 |
| Silver revenue | 53% | 58% | 59% | 59% | 61% | 84% |
| Gold revenue | 47% | 42% | 41% | 41% | 39% | 16% |
| Silver ounces produced | 7,603,144 | 2,798,937 | 8,236,013 | 2,801,405 | 9,041,488 | 1,392,433 |
| Gold ounces produced | 116,536 | 30,860 | 103,068 | 38,066 | 125,071 | 6,276 |
| Silver cash operating costs per ounce | \$ 12.38 | \$ 22.68 | \$ 13.45 | \$ 19.20 | \$ 12.82 | \$ 25.34 |
| Gold cash operating costs per ounce | \$ 728 | \$ 1,483 | \$ 742 | \$ 962 | \$ 581 | \$ 1,050 |

All-in Sustaining Costs

Management uses all-in sustaining costs ("AISC") to evaluate the Company's operating performance from discovery through final reclamation. We believe AISC will assist analysts, investors and other stakeholders in understanding the costs associated with producing silver, the economics of silver mining and assessing our operating performance and ability to generate free cash flow from operations. AISC may not be indicative of operating profit or cash flow from operations as determined under GAAP. Management believes converting the benefit from selling gold into silver equivalent ounces (silver to gold ratio of 60 to 1) best allows management, analysts, investors and other stakeholders to evaluate the operating performance of the Company. Other companies may calculate AISC differently as a result of reflecting the benefit from selling non-silver metals as a by-product credit rather than converting to silver equivalent ounces, differences in the determination of sustaining capital expenditures and differences in underlying accounting principles and accounting frameworks such as in International Financial Reporting Standards.

Year Ended December 31, 2013

| | Silver | | | | | Gold | |
|---------------------------------------------------------------|------------|---------------|-----------|----------|------------|------------|------------|
| | Palmarejo | San Bartolomé | Rochester | Endeavor | Total | Kensington | Total |
| Costs applicable to sales, including amortization (U.S. GAAP) | \$ 322,814 | \$ 106,392 | \$ 88,440 | \$ 9,573 | \$ 527,219 | \$ 167,791 | \$ 695,010 |
| Amortization | (134,240) | (19,565) | (10,571) | (3,755) | (168,131) | (63,216) | (231,347) |
| Costs applicable to sales | \$ 188,574 | \$ 86,827 | \$ 77,869 | \$ 5,818 | \$ 359,088 | \$ 104,575 | \$ 463,663 |
| Silver equivalent ounces sold | 14,227,657 | 6,079,156 | 5,012,198 | 689,112 | 26,008,123 | | |
| Gold ounces sold | | | | | | 117,500 | |
| Costs applicable to sales per ounce | \$ 13.25 | \$ 14.28 | \$ 15.54 | \$ 8.44 | \$ 13.81 | \$ 890 | |
| Costs applicable to sales | | | | | | | \$ 463,663 |
| Treatment and refining costs | | | | | | | 10,462 |
| Sustaining capital | | | | | | | 58,840 |
| General and administrative | | | | | | | 55,343 |
| Exploration | | | | | | | 22,360 |
| Reclamation | | | | | | | 3,746 |
| Project/pre-development costs | | | | | | | 11,869 |
| All-in sustaining costs | | | | | | | \$ 626,283 |
| Silver equivalent ounces sold | | | | | | | 26,008,123 |
| Kensington silver equivalent ounces sold | | | | | | | 7,050,012 |
| Consolidated silver equivalent ounces sold | | | | | | | 33,058,135 |
| All-in sustaining costs per silver equivalent ounce | | | | | | | \$ 18.94 |

Year Ended December 31, 2012

| | Silver | | | | | | Gold | |
|---------------------------------------------------------------|------------|---------------|-----------|-----------|-----------|------------|------------|------------|
| | Palmarejo | San Bartolomé | Rochester | Endeavor | Martha | Total | Kensington | Total |
| Costs applicable to sales, including amortization (U.S. GAAP) | \$ 344,073 | \$ 88,137 | \$ 80,085 | \$ 13,456 | \$ 18,198 | \$ 543,949 | \$ 128,734 | \$ 672,683 |
| Amortization | (146,557) | (16,707) | (8,065) | (4,632) | (515) | (176,476) | (41,645) | (218,121) |
| Costs applicable to sales | \$ 197,516 | \$ 71,430 | \$ 72,020 | \$ 8,824 | \$ 17,683 | \$ 367,473 | \$ 87,089 | \$ 454,562 |
| Silver equivalent ounces sold | 14,979,058 | 5,760,840 | 4,465,060 | 722,611 | 526,320 | 26,453,889 | | |
| Gold ounces sold | | | | | | | 71,709 | |
| Costs applicable to sales per ounce | \$ 13.19 | \$ 12.40 | \$ 16.13 | \$ 12.21 | \$ 33.60 | \$ 13.89 | \$ 1,214 | |
| Costs applicable to sales | | | | | | | | \$ 454,562 |
| Treatment and refining costs | | | | | | | | 11,162 |
| Sustaining capital | | | | | | | | 69,691 |
| General and administrative | | | | | | | | 32,977 |
| Exploration | | | | | | | | 26,270 |
| Reclamation | | | | | | | | 3,192 |
| Project/pre-development costs | | | | | | | | 1,261 |
| All-in sustaining costs | | | | | | | | \$ 599,115 |
| Silver equivalent ounces sold | | | | | | | | 26,453,889 |
| Kensington silver equivalent ounces sold | | | | | | | | 4,302,568 |
| Consolidated silver equivalent ounces sold | | | | | | | | 30,756,457 |
| All-in sustaining costs per silver equivalent ounce | | | | | | | | \$ 19.48 |

Year Ended December 31, 2011

| | Silver | | | | | | Gold | |
|---------------------------------------------------------------|------------|---------------|-----------|-----------|-----------|------------|------------|------------|
| | Palmarejo | San Bartolomé | Rochester | Endeavor | Martha | Total | Kensington | Total |
| Costs applicable to sales, including amortization (U.S. GAAP) | \$ 345,432 | \$ 102,087 | \$ 30,655 | \$ 11,782 | \$ 16,067 | \$ 506,023 | \$ 137,511 | \$ 643,534 |
| Amortization | (159,231) | (22,408) | (2,807) | (3,148) | (554) | (188,148) | (35,839) | (223,987) |
| Costs applicable to sales | \$ 186,201 | \$ 79,679 | \$ 27,848 | \$ 8,634 | \$ 15,513 | \$ 317,875 | \$ 101,672 | \$ 419,547 |
| Silver equivalent ounces sold | 16,616,772 | 7,541,259 | 1,706,566 | 610,765 | 500,162 | 26,975,524 | | |
| Gold ounces sold | | | | | | | 106,583 | |
| Costs applicable to sales per ounce | \$ 11.21 | \$ 10.57 | \$ 16.32 | \$ 14.14 | \$ 31.02 | \$ 11.78 | \$ 954 | |
| Costs applicable to sales | | | | | | | | \$ 419,547 |
| Treatment and refining costs | | | | | | | | 8,250 |
| Sustaining capital | | | | | | | | 83,051 |
| General and administrative | | | | | | | | 31,379 |
| Exploration | | | | | | | | 19,128 |
| Reclamation | | | | | | | | 3,499 |
| Project/pre-development costs | | | | | | | | 19,441 |
| All-in sustaining costs | | | | | | | | \$ 584,295 |
| Silver equivalent ounces sold | | | | | | | | 26,975,523 |
| Kensington silver equivalent ounces sold | | | | | | | | 6,395,000 |
| Consolidated silver equivalent ounces sold | | | | | | | | 33,370,523 |
| All-in sustaining costs per silver equivalent ounce | | | | | | | | \$ 17.51 |

Item 7A. Quantitative and Qualitative Disclosure about Market Risk

The Company is exposed to various market risks as a part of its operations. In an effort to mitigate losses associated with these risks, the Company may, at times, enter into derivative financial instruments. These may take the form of forward sales contracts, puts and calls related to future silver and gold production, foreign currency exchange contracts and interest rate swaps. The Company does not actively engage in the practice of trading derivative instruments for profit. This discussion of the Company's market risk assessments contains "forward looking statements" that contain risks and uncertainties. Actual results and actions could differ materially from those discussed below. For additional information, see "Item 1. Business" under the caption "Cautionary Statement Concerning Forward-Looking Statements."

The Company's operating results are substantially dependent upon the world market prices of silver and gold. The Company has no control over silver and gold prices, which can fluctuate widely and are affected by numerous factors, such as supply and demand and investor sentiment. In order to mitigate some of the risk associated with these fluctuations, the Company will at times enter into forward sale contracts or purchase puts and calls. The Company continually evaluates the potential benefits of engaging in these strategies based on current market conditions. The Company may be exposed to nonperformance risk by counterparties as a result of its hedging activities. This exposure would be limited to the amount that the spot price of the metal falls short of the contract price. The Company enters into contracts and other arrangements from time to time in an effort to reduce the negative effect of price changes on its cashflows. These arrangements typically consist of managing its exposure to foreign currency exchange rates and market prices associated with changes in gold and silver commodity prices.

Concentrate Sales Contracts

The Company enters into concentrate sales contracts with third-party smelters. The contracts, in general, provide for a provisional payment based upon provisional assays and quoted metal prices. The provisionally priced sales contracts contain an embedded derivative that is required to be separated from the host contract for accounting purposes. The host contract is the receivable from the sale of concentrates at the forward price at the time of sale. The embedded derivative, which is the final settlement based on a future price, does not qualify for hedge accounting. These embedded derivatives are recorded as derivative assets in prepaid expenses and other or as derivative liabilities in accrued liabilities and other on the balance sheet and are adjusted to fair value through earnings each period until the date of final settlement.

At December 31, 2013, the Company had outstanding provisionally priced sales of \$42.4 million consisting of 0.2 million million ounces of silver and 30,780 ounces of gold, which had a fair value of approximately \$41.7 million including the embedded derivative. For each one cent per ounce change in realized silver price, revenue would vary (plus or minus) approximately \$2,000 and for each one dollar per ounce change in realized gold price, revenue would vary (plus or minus) approximately \$30,800. At December 31, 2012, the Company had outstanding provisionally priced sales of \$33.2 million consisting of 0.4 million ounces of

silver and 11,957 ounces of gold, which had a fair value of approximately \$34.1 million including the embedded derivative. For a 10% change in realized silver price, revenue would vary (plus or minus) approximately \$0.4 million and for a 10% change in realized gold price, revenue would vary (plus or minus) approximately \$3.9 million.

Foreign Currency Contracts and Hedges

The Company operates, or has mining interests, in several foreign countries, specifically Australia, Bolivia, Chile, Mexico, Argentina, and Ecuador, which exposes it to risks associated with fluctuations in the exchange rates of the currencies involved. As part of its program to manage foreign currency risk, the Company from time to time enters into foreign currency exchange hedge contracts. These contracts enable the Company to purchase a fixed amount of foreign currencies at a fixed exchange rate or to lock in a specific exchange rate. Gains and losses on foreign exchange contracts that are related to firm commitments are designated and effective as hedges and are deferred and recognized in the same period as the related transaction. All other contracts that do not qualify as hedges are marked to market and the resulting gains or losses are recorded in income. The Company continually evaluates the potential benefits of entering into these contracts to mitigate foreign currency risk and proceeds when it believes that the exchange rates are most beneficial.

During 2013 and 2012, the Company entered into forward foreign currency exchange contracts as well as call and put option contracts, also referred to as collars, to reduce the foreign exchange risk associated with forecasted Mexican peso ("MXP") operating costs at its Palmarejo mine and development costs at La Preciosa.

At December 31, 2013, the Company had MXP foreign exchange contracts of \$12.0 million in U.S. dollars. These contracts require the Company to exchange U.S. dollars for MXP at a weighted average exchange rate of 12.21 MXP to each U.S. dollar and had a fair value of \$0.9 million at December 31, 2013. A 10% weakening of the MXP would result in a reduction in fair value of \$0.4 million. In addition, at December 31, 2013, the Company had outstanding call options requiring it to sell \$45.0 million in U.S. dollars in exchange for MXN at a weighted average strike price of 14.80 MXN to each U.S. dollar if the foreign exchange rate exceeds the strike price. Further, at December 31, 2013, the Company had outstanding put options allowing it to buy \$45.0 million in U.S. dollars in exchange for MXN at a weighted average strike price of 12.60 MXN to each U.S. dollar if the foreign exchange rate exceeds the strike price. The Company recorded mark-to-market losses of \$1.0 million, gains of \$3.3 million, and losses of \$3.2 million for the years ended December 31, 2013, 2012, and 2011, respectively. These mark-to-market adjustments are reflected in fair value adjustments, net. The Company recorded realized gains of \$0.6 million, realized losses of \$1.6 million, and realized gains of \$0.4 million in production costs applicable to sales during the years ended December 31, 2013, 2012, and 2011, respectively.

Palmarejo Gold Production Royalty

On January 21, 2009, the Company entered into the gold production royalty transaction with Franco-Nevada Corporation. The minimum royalty obligation ends when payments have been made on a total of 400,000 ounces of gold. As of December 31, 2013, a total of 140,931 ounces of gold remain outstanding under the minimum royalty obligation. The price volatility associated with the minimum royalty obligation is considered an embedded derivative financial instrument under U.S. GAAP. The fair value of the embedded derivative at December 31, 2013 and 2012 was a liability of \$40.3 million and \$145.1 million, respectively. During the years ended December 31, 2013 and 2012, the mark-to-market adjustments for this embedded derivative amounted to a gain of \$104.8 million and a gain of \$14.3 million, respectively. For the years ended December 31, 2013 and 2012, realized losses on settlement of the liabilities were \$28.7 million and \$45.4 million, respectively. The mark-to-market adjustments and realized losses are included in fair value adjustments, net in the consolidated statement of comprehensive income (loss).

The Company used an implicit interest rate of 30.0% to discount the original obligation, based on the fair value of the consideration received projected over the expected future cash flows at inception of the obligation. The discounted obligation is accreted to its expected future value over the expected minimum payment period based on the implicit interest rate. The Company recognized accretion expense for the years ended December 31, 2013, and 2012 of \$17.6 million and \$19.1 million, respectively. At December 31, 2013 and 2012, the remaining minimum obligation under the royalty agreement was \$51.2 million and \$61.9 million, respectively. A 10% change in the price of gold would cause the fair value of the net derivative liability at December 31, 2013 to vary by approximately \$15.0 million.

Gold and Silver Hedges

At December 31, 2013, the Company had outstanding put options allowing it to net settle 25,000 ounces of gold and 1,250,000 ounces of silver at weighted average strike prices of \$1,150 per ounce and \$17.00 per ounce, respectively, if the market price of gold or silver were to average less than the strike price during the contract period. The contracts expire during the first quarter of 2014. At December 31, 2013, the fair market value of these contracts was a net asset of \$0.1 million.

Additional information about the Company's derivative financial instruments may be found in Note 12 -- Derivative Financial Instruments in the notes to the consolidated financial statements.

Item 8. **Financial Statements and Supplementary Data**

The financial statements required hereunder and contained herein are listed under Item 15, Exhibits and Financial Statement Schedules, below.

Item 9. **Changes in and Disagreements with Accountants on Accounting and Financial Disclosure**

Not applicable.

Item 9A. **Controls and Procedures**

(a) ***Disclosure Controls and Procedures***

The Company's disclosure controls and procedures are designed to provide reasonable assurance that information required to be disclosed by it in its periodic reports filed with the SEC is recorded, processed, summarized and reported, within the time periods specified in the SEC's rules and forms, and to ensure that such information is accumulated and communicated to the Company's management, including its Chief Executive Officer, and Chief Financial Officer, as appropriate to allow timely decisions regarding required disclosure. Based on an evaluation of the Company's disclosure controls and procedures conducted by the Company's Chief Executive Officer and Chief Financial Officer, such officers concluded that the Company's disclosure controls and procedures were effective and operating at a reasonable assurance level as of December 31, 2013.

(b) ***Management's Report on Internal Control Over Financial Reporting***

The management of the Company is responsible for establishing and maintaining adequate internal control over financial reporting. The Securities Exchange Act of 1934 defines internal control over financial reporting in Rule 13a-15(f) and 15d-15(f) as a process designed by, or under the supervision of, the Company's principal executive and principal financial officers and effected by the Company's board of directors, management and other personnel, to provide reasonable assurance regarding the reliability of financial reporting and the preparation of financial statements for external purposes in accordance with generally accepted accounting principles and includes those policies and procedures that:

- Pertain to the maintenance of records that in reasonable detail accurately and fairly reflect the transactions and dispositions of the assets of the Company;
- Provide reasonable assurance that transactions are recorded as necessary to permit preparation of financial statements in accordance with generally accepted accounting principles, and that receipts and expenditures of the Company are being made only in accordance with authorizations of management and directors of the Company; and
- Provide reasonable assurance regarding prevention or timely detection of unauthorized acquisition, use or disposition of the Company's assets that could have a material effect on the consolidated financial statements.

Because of its inherent limitations, internal control over financial reporting may not prevent or detect misstatements. Also, projections of any evaluation of effectiveness to future periods are subject to risk that controls may become inadequate because of changes in conditions, or that the degree of compliance with the policies or procedures may deteriorate.

The Company's management assessed the effectiveness of the Company's internal control over financial reporting as of December 31, 2013. In making this assessment, the Company's management used the criteria set forth by the Committee of Sponsoring Organizations of the Treadway Commission (COSO) in *Internal Control-Integrated Framework*. Based upon its assessment, management concluded that, as of December 31, 2013, the Company's internal control over financial reporting was effective.

The effectiveness of internal control over financial reporting as of December 31, 2013 has been audited by KPMG LLP, an independent registered public accounting firm, as stated in their report which is included herein.

(c) ***Changes in Internal Control Over Financial Reporting***

There have been no changes in the Company's internal control over financial reporting during the most recently completed fiscal quarter that have materially affected, or are reasonably likely to materially affect, its internal control over financial reporting.

Item 9B. **Other Information**

None.

PART III

Item 10. **Directors, Executive Officers and Corporate Governance**

Pursuant to General Instruction G(3) of Form 10-K, the information called for by this item regarding directors is hereby incorporated by reference from the Company's definitive proxy statement for the 2014 Annual Meeting of Stockholders filed pursuant to Regulation 14A, or an amendment hereto, to be filed not later than 120 days after the end of the fiscal year covered by this report under the captions "Proposal No. 1 Election of Directors", "Executive Officers", "Section 16(a) Beneficial Ownership Reporting Compliance," "Corporate Governance Guidelines and Code of Business Conduct and Ethics" and "Audit Committee Report".

Item 11. **Executive Compensation**

Pursuant to General Instruction G(3) of Form 10-K, the information called for by this item is hereby incorporated by reference from the Company's definitive proxy statement for the 2014 Annual Meeting of Stockholders filed pursuant to Regulation 14A, or an amendment hereto, to be filed not later than 120 days after the end of the fiscal year covered by this report under the captions "Compensation Discussion and Analysis," "2013 Summary Compensation Table," "2013 Grants of Plan-Based Awards," "Outstanding Equity Awards at 2013 Fiscal Year End," "2013 Option Exercises and Stock Vested," "Pension Benefits and Non-Qualified Deferred Compensation," "Director Compensation" and "Compensation Committee Report."

Item 12. **Security Ownership of Certain Beneficial Owners and Management and Related Stockholder Matters**

Pursuant to General Instruction G(3) of Form 10-K, certain information called for by this item is hereby incorporated by reference from the Company's definitive proxy statement for the 2014 Annual Meeting of Stockholders filed pursuant to Regulation 14A, or an amendment hereto, to be not later than 120 days after the end of the fiscal year covered by this report under the caption "Share Ownership."

Equity Compensation Plan Information

The following table sets forth information as of December 31, 2013 regarding the Company's equity compensation plans.

| Plan category | Number of shares to be issued upon exercise of outstanding options, warrants and rights | Weighted-average exercise price of outstanding options, warrants and rights | Number of shares remaining available for future issuance under equity compensation plans (excluding securities reflected in column (a) (1)) |
|------------------------------------------------------------|-----------------------------------------------------------------------------------------|-----------------------------------------------------------------------------|---------------------------------------------------------------------------------------------------------------------------------------------|
| | (a) | (b) | (c) |
| Equity compensation plans approved by security holders | 415,570 | \$27.36 | 1,959,370 |
| Equity compensation plans not approved by security holders | — | — | — |
| Total | 415,570 | \$ 27.36 | 1,959,370 |

- (1) Amounts include 221,254 performance shares that cliff vest three years after the date of grant if certain market and performance criteria are met, if the recipient remains an employee of the Company and pending approval of the Compensation Committee of the Board of Directors.

Item 13. **Certain Relationships and Related Transactions, and Director Independence**

Pursuant to General Instruction G(3) of Form 10-K, the information called for by this item is hereby incorporated by reference from the Company's definitive proxy statement for the 2014 Annual Meeting of Stockholders filed pursuant to Regulation 14A, or an amendment hereto, to be filed not later than 120 days after the end of the fiscal year covered by this report under the captions "Certain Related Person Transactions", "Committees of the Board of Directors and Attendance" and "Director Independence".

Item 14. **Principal Accountant Fees and Services**

Pursuant to General Instruction G(3) of Form 10-K, the information called for by this item is hereby incorporated by reference from the Company's definitive proxy statement for the 2014 Annual Meeting of Stockholders filed pursuant to Regulation 14A, or an amendment hereto, to be filed not later than 120 days after the end of the fiscal year covered by this report under the captions "Audit and Non-Audit Fees" and "Audit Committee Policies and Procedures for Pre-Approval of Independent Auditor Services."

PART IV

Item 15. **Exhibits, Financial Statement Schedules**

(a) The following financial statements are filed herewith:

- (1) The following consolidated financial statements of Coeur Mining, Inc. and subsidiaries are included in Item 8, Financial Statements and Supplementary Data.

Consolidated Balance Sheets — December 31, 2013 and 2012.

Consolidated Statements of Comprehensive Income (Loss) for the Years Ended December 31, 2013, 2012, and 2011.

Consolidated Statements of Changes in Stockholders' Equity for the Years Ended December 31, 2013, 2012, and 2011.

Consolidated Statements of Cash Flows for the Years Ended December 31, 2013, 2012, and 2011

Notes to Consolidated Financial Statements.

(b) Exhibits: The following listed documents are filed as Exhibits to this report:

- 2.1 Arrangement Agreement, dated February 20, 2013, among the Registrant, 0961994 B.C. Ltd. and Orko Silver Corp. (Incorporated herein by reference to Exhibit 2.1 to the Registrant's Current Report on Form 8-K filed on February 20, 2013).
- 2.2 Memorandum of Agreement, dated March 12, 2013, among the Registrant, 0961994 B.C. Ltd. and Orko Silver Corp. (Incorporated herein by reference to Exhibit 2.1 to the Registrant's Current Report on Form 8-K filed on March 13, 2013).
- 3.1 Delaware Certificate of Conversion of the Registrant, effective as of May 16, 2013 (Incorporated herein by reference to Exhibit 3.1 to the Registrant's Current Report on Form 8-K12B filed on May 16, 2013).
- 3.2 Delaware Certificate of Incorporation of the Registrant, effective as of May 16, 2013 (Incorporated herein by reference to Exhibit 3.2 to the Registrant's Current Report on Form 8-K12B filed on May 16, 2013).
- 3.3 Amended and Restated Bylaws of the Registrant, effective as of May 16, 2013 (Incorporated herein by reference to Exhibit 3.1 to the Registrant's Current Report on Form 8-K filed on September 20, 2013).
- 4.1 Warrant Agreement dated as of April 16, 2013, by and among the Registrant, Computershare Trust Company, N.A. and Computershare, Inc., as Warrant Agent (Incorporated herein by reference to Exhibit 10.1 to the Registrant's Current Report on Form 8-K filed on April 16, 2013).
- 4.2 Form of Common Stock Share Certificate of the Registrant. (Incorporated herein by reference to Exhibit 4.1 to the Registrant's Current Report on Form 8-K12B filed on May 16, 2013).
- 4.3 Form of Warrant Certificate of the Registrant (Incorporated herein by reference to Exhibit 4.2 to the Registrant's Current Report on Form 8-K12B filed on May 16, 2013).
- 4.4 Indenture dated as of March 18, 2008, by and between the Registrant and the Bank of New York relating to the Registrant's 3.25% Convertible Senior Notes due 2028 (Incorporated herein by reference to Exhibit 4.1 to the Registrant's Current Report on Form 8-K filed on March 20, 2008).
- 4.5 First Supplemental Indenture dated as of March 18, 2008 to Indenture dated as of March 18, 2008, by and between the Registrant and the Bank of New York relating to the Registrant's 3.25% Convertible Senior Notes due 2028 (Incorporated herein by reference to Exhibit 4.2 to the Registrant's Current Report on Form 8-K filed on March 20, 2008).
- 4.6 Indenture, dated January 29, 2013, among the Registrant, as issuer, certain subsidiaries of the Registrant, as guarantors thereto, and The Bank of New York Mellon, as trustee (Incorporated herein by reference to Exhibit 4.4 to the Registrant's Annual Report on Form 10-K for the fiscal year ended December 31, 2012).
- 4.7 First Supplemental Indenture, dated December 16, 2013, among the Registrant, as issuer, certain subsidiaries of the Registrant, as guarantors thereto, and The Bank of New York Mellon, as trustee (Filed herewith).
- 10.1 401k Plan of the Registrant. (Incorporated by reference to Exhibit 10(pp) to the Registrant's Annual Report on Form 10-K filed on March 29, 1995).*
- 10.2 Amended and Restated 2005 Non-Employee Directors' Equity Incentive Plan, as amended for the Registrant's reverse stock split. (Incorporated herein by reference to Exhibit 10(b) to the Registrant's Annual Report on Form 10-K filed on February 26, 2010).*
- 10.3 Amended Mining Lease, effective as of August 5, 2005, between Hyak Mining Company, Inc. and Coeur Alaska, Inc. (Incorporated herein by reference to Exhibit 10.5 to the Registrant's Quarterly Report on Form 10-Q filed on August 12, 2005).

- 10.4 Amended and Restated Silver Sale and Purchase Agreement, dated March 28, 2006, between CDE Australia Pty Limited and Cobar Operations Pty Limited (Portions of this exhibit have been omitted pursuant to a request for confidential treatment.) (Incorporated herein by reference to Exhibit 10(b) to the Registrant's Quarterly Report on Form 10-Q filed on May 9, 2006).
- 10.5 Supplemental Agreement in respect of the Amended and Restated Silver Sale and Purchase Agreement, dated January 29, 2008, between CDE Australia Pty Limited and Cobar Operations Pty Limited (Incorporated herein by reference to Exhibit 10(cc) to the Registrant's Annual Report on Form 10-K filed on February 29, 2008).
- 10.6 Gold royalty stream agreement, dated as of January 21, 2009, by and between the Registrant and Franco-Nevada (Incorporated herein by reference to Exhibit 10.5 to the Registrant's Quarterly Report on Form 10-Q filed on May 11, 2009).*
- 10.7 Employment Agreement, dated September 12, 2011, between the Registrant and Mitchell J. Krebs. (Incorporated by reference to Exhibit 10.1 to the Registrant's Current Report on Form 8-K filed on September 16, 2011).*
- 10.8 Credit Agreement, dated August 1, 2012, by and among the Registrant, Coeur Alaska, Inc. and Coeur Rochester, Inc., as the borrowers, the lenders party thereto and Wells Fargo Bank, N.A., as administrative agent (Incorporated herein by reference to Exhibit 10.1 to the Registrant's Current Report on Form 8-K filed on August 7, 2012).
- 10.9 Amendment No. 1 to Credit Agreement, dated January 16, 2014, by and among the Registrant, as the parent, Coeur Alaska, Inc. and Coeur Rochester, Inc., as the borrowers, the lenders party thereto and Wells Fargo Bank, N.A., as administrative agent (Incorporated herein by reference to Exhibit 10.1 to the Registrant's Form S-3 (Reg. No. 333-193652) filed on January 30, 2014).
- 10.10 Offer letter dated February 4, 2013 from the Registrant to Frank L. Hanagarne, Jr. (Incorporated herein by reference to Exhibit 10.1 to the Registrant's Current Report on Form 8-K filed on February 7, 2013).*
- 10.11 Offer letter dated February 4, 2013 from the Registrant to Peter Mitchell (Incorporated herein by reference to Exhibit 10.1 to the Registrant's Current Report on Form 8-K filed on May 9, 2013).*
- 10.12 Form of Indemnification Agreement (Incorporated herein by reference to Exhibit 10.1 to the Registrant's Current Report on Form 8-K filed on May 16, 2013).
- 10.13 Amended and Restated Executive Severance Policy of the Registrant (Incorporated herein by reference to Exhibit 10.21 to the Registrant's Amendment No. 1 to Form S-4 (Reg. No. 333-191133) filed on September 23, 2013).*
- 10.14 Agreement and General Release dated September 16, 2013 between the Registrant and Donald J. Birak (Incorporated herein by reference to Exhibit 10.28 to the Registrant's Amendment No. 1 to Form S-4 (Reg. No. 333-191133) filed on September 23, 2013).*
- 10.15 Agreement and General Release dated September 19, 2013 between the Registrant and Luke Russell (Incorporated herein by reference to Exhibit 10.29 to the Registrant's Amendment No. 1 to Form S-4 (Reg. No. 333-191133) filed on September 23, 2013).*
- 10.16 Amended and Restated 2003 Long-Term Incentive Plan of the Registrant, effective as of October 1, 2013 (Incorporated herein by reference to Exhibit 10.4 to the Registrant's Quarterly Report on Form 10-Q filed on November 6, 2013).*
- 10.17 Form of Restricted Stock Award Agreement (Incorporated herein by reference to Exhibit 10.5 to the Registrant's Quarterly Report on Form 10-Q filed on November 6, 2013).*
- 10.18 Form of Incentive Stock Option Award Agreement (Incorporated herein by reference to Exhibit 10.6 to the Registrant's Quarterly Report on Form 10-Q filed on November 6, 2013).*
- 10.19 Form of Non-Qualified Stock Option Award Agreement (Incorporated herein by reference to Exhibit 10.7 to the Registrant's Quarterly Report on Form 10-Q filed on November 6, 2013).*
- 10.20 Form of Performance Share Award Agreement (Incorporated herein by reference to Exhibit 10.8 to the Registrant's Quarterly Report on Form 10-Q filed on November 6, 2013).*
- 10.21 Form of Performance Unit Award Agreement (Incorporated herein by reference to Exhibit 10.9 to the Registrant's Quarterly Report on Form 10-Q filed on November 6, 2013).*
- 10.22 Form of Cash-Settled Stock Appreciation Right Award Agreement (Incorporated herein by reference to Exhibit 10.10 to the Registrant's Quarterly Report filed on November 6, 2013).*
- 12 Computation of Ratio of Earnings to Fixed Charges. (Filed herewith).
- 14.1 Code of Business Conduct and Ethics (Incorporated herein by reference to Exhibit 14.1 to the Registrant's Current Report on Form 8-K filed on May 16, 2013).
- 21 List of subsidiaries of the Registrant. (Filed herewith).
- 23 Consent of KPMG LLP, Independent Registered Public Accounting Firm (Filed herewith).
- 31.1 Certification of the CEO (Filed herewith).

| | |
|---------|--------------------------------------------------|
| 31.2 | Certification of the CFO (Filed herewith). |
| 32.1 | CEO Section 1350 Certification (Filed herewith). |
| 32.2 | CFO Section 1350 Certification (Filed herewith). |
| 95.1 | Mine Safety Disclosure (Filed herewith). |
| 101.INS | XBRL Instance Document** |
| 101.SCH | XBRL Taxonomy Extension Schema** |
| 101.CAL | XBRL Taxonomy Extension Calculation Linkbase** |
| 101.DEF | XBRL Taxonomy Extension Definition Linkbase** |
| 101.LAB | XBRL Taxonomy Extension Label Linkbase** |
| 101.PRE | XBRL Taxonomy Extension Presentation Linkbase** |

* Management contract or compensatory plan or arrangement.

** The following financial information from Coeur Mining, Inc.'s Annual Report on Form 10-K for the year ended December 31, 2013, formatted in XBRL (Extensible Business Reporting Language): Consolidated Statements of Comprehensive Income (Loss), Consolidated Statements of Cash Flows, Consolidated Balance Sheets, Consolidated Statements of Changes in Stockholders' Equity

SIGNATURES

Pursuant to the requirements of Section 13 or 15(d) of the Securities Exchange Act of 1934, the registrant has duly caused this report to be signed on its behalf by the undersigned, thereunto duly authorized.

COEUR MINING, INC.
(Registrant)

Date: February 26, 2014

By: /s/ Mitchell J. Krebs

Mitchell J. Krebs
(Director, President, and Chief Executive Officer)

Pursuant to the requirements of the Securities Exchange Act of 1934, this report has been signed below by the following persons on behalf of the registrant and in the capacities and on the dates indicated.

| | | |
|---------------------------------------------------------|-------------------------------------------------------------------------------------|-------------------|
| <u>/s/ Mitchell J. Krebs</u> Mitchell J. Krebs | Director, President, and Chief Executive Officer (Principal Executive Officer) | February 26, 2014 |
| <u>/s/ Peter C. Mitchell</u> Peter C. Mitchell | Senior Vice President, and Chief Financial Officer (Principal Financial Officer) | February 26, 2014 |
| <u>/s/ Mark A. Spurbeck</u> Mark A. Spurbeck | Vice President, Finance (Principal Accounting Officer) | February 26, 2014 |
| <u>/s/ Linda L. Adamany</u> Linda L. Adamany | Director | February 26, 2014 |
| <u>/s/ Kevin S. Crutchfield</u> Kevin S. Crutchfield | Director | February 26, 2014 |
| <u>/s/ Sebastian Edwards</u> Sebastian Edwards | Director | February 26, 2014 |
| <u>/s/ Randolph E. Gress</u> Randolph E. Gress | Director | February 26, 2014 |
| <u>/s/ Robert E. Mellor</u> Robert E. Mellor | Director | February 26, 2014 |
| <u>/s/ John H. Robinson</u> John H. Robinson | Director | February 26, 2014 |
| <u>/s/ J. Kenneth Thompson</u> J. Kenneth Thompson | Director | February 26, 2014 |

ANNUAL REPORT ON FORM 10-K
CONSOLIDATED FINANCIAL STATEMENTS
YEAR ENDED DECEMBER 31, 2013
COEUR MINING, INC.
CHICAGO, ILLINOIS

| | |
|------------------------------------------------------------|-----|
| Reports of Independent Registered Public Accounting Firm | F-2 |
| Consolidated Statements of Comprehensive Income (Loss) | F-4 |
| Consolidated Statements of Cash Flows | F-5 |
| Consolidated Balance Sheets | F-6 |
| Consolidated Statements of Changes in Stockholders' Equity | F-7 |

Report of Independent Registered Public Accounting Firm

The Board of Directors and Stockholders

Coeur Mining, Inc.:

We have audited the accompanying consolidated balance sheets of Coeur Mining, Inc. (formerly Coeur d'Alene Mines Corporation) and subsidiaries (the Company) as of December 31, 2013 and 2012, and the related consolidated statements of comprehensive income (loss), changes in stockholders' equity and cash flows for each of the years in the three-year period ended December 31, 2013. These consolidated financial statements are the responsibility of the Company's management. Our responsibility is to express an opinion on these consolidated financial statements based on our audits.

We conducted our audits in accordance with the standards of the Public Company Accounting Oversight Board (United States). Those standards require that we plan and perform the audit to obtain reasonable assurance about whether the financial statements are free of material misstatement. An audit includes examining, on a test basis, evidence supporting the amounts and disclosures in the financial statements. An audit also includes assessing the accounting principles used and significant estimates made by management, as well as evaluating the overall financial statement presentation. We believe that our audits provide a reasonable basis for our opinion.

In our opinion, the consolidated financial statements referred to above present fairly, in all material respects, the financial position of Coeur Mining, Inc. (formerly Coeur d'Alene Mines Corporation) and subsidiaries as of December 31, 2013 and 2012, and the results of their operations and their cash flows for each of the years in the three-year period ended December 31, 2013, in conformity with U.S. generally accepted accounting principles.

We also have audited, in accordance with the standards of the Public Company Accounting Oversight Board (United States), Coeur Mining, Inc.'s internal control over financial reporting as of December 31, 2013, based on criteria established in *Internal Control - Integrated Framework (1992)* issued by the Committee of Sponsoring Organizations of the Treadway Commission (COSO), and our report dated February 26, 2014 expressed an unqualified opinion on the effectiveness of the Company's internal control over financial reporting.

/s/ KPMG LLP

Chicago, Illinois

February 26, 2014

Report of Independent Registered Public Accounting Firm

The Board of Directors and Stockholders

Coeur Mining, Inc.:

We have audited Coeur Mining, Inc.'s (the Company) internal control over financial reporting as of December 31, 2013, based on criteria established in *Internal Control - Integrated Framework (1992)* issued by the Committee of Sponsoring Organizations of the Treadway Commission (COSO). Coeur Mining, Inc.'s management is responsible for maintaining effective internal control over financial reporting and for its assessment of the effectiveness of internal control over financial reporting, included in the accompanying Management's Report on Internal Control over Financial Reporting. Our responsibility is to express an opinion on the Company's internal control over financial reporting based on our audit.

We conducted our audit in accordance with the standards of the Public Company Accounting Oversight Board (United States). Those standards require that we plan and perform the audit to obtain reasonable assurance about whether effective internal control over financial reporting was maintained in all material respects. Our audit included obtaining an understanding of internal control over financial reporting, assessing the risk that a material weakness exists, and testing and evaluating the design and operating effectiveness of internal control based on the assessed risk. Our audit also included performing such other procedures as we considered necessary in the circumstances. We believe that our audit provides a reasonable basis for our opinion.

A company's internal control over financial reporting is a process designed to provide reasonable assurance regarding the reliability of financial reporting and the preparation of financial statements for external purposes in accordance with generally accepted accounting principles. A company's internal control over financial reporting includes those policies and procedures that (1) pertain to the maintenance of records that, in reasonable detail, accurately and fairly reflect the transactions and dispositions of the assets of the company; (2) provide reasonable assurance that transactions are recorded as necessary to permit preparation of financial statements in accordance with generally accepted accounting principles, and that receipts and expenditures of the company are being made only in accordance with authorizations of management and directors of the company; and (3) provide reasonable assurance regarding prevention or timely detection of unauthorized acquisition, use, or disposition of the company's assets that could have a material effect on the financial statements.

Because of its inherent limitations, internal control over financial reporting may not prevent or detect misstatements. Also, projections of any evaluation of effectiveness to future periods are subject to the risk that controls may become inadequate because of changes in conditions, or that the degree of compliance with the policies or procedures may deteriorate.

In our opinion, Coeur Mining, Inc. maintained, in all material respects, effective internal control over financial reporting as of December 31, 2013, based on criteria established in *Internal Control - Integrated Framework (1992)* issued by the Committee of Sponsoring Organizations of the Treadway Commission.

We also have audited, in accordance with the standards of the Public Company Accounting Oversight Board (United States), the consolidated balance sheets of Coeur Mining, Inc. (formerly Coeur d'Alene Mines Corporation) and subsidiaries as of December 31, 2013 and 2012, and the related consolidated statements of comprehensive income (loss), changes in stockholders' equity and cash flows for each of the years in the three-year period ended December 31, 2013, and our report dated February 26, 2014 expressed an unqualified opinion on those consolidated financial statements.

/s/ KPMG LLP

Chicago, Illinois
February 26, 2014

COEUR MINING, INC. AND SUBSIDIARIES
CONSOLIDATED STATEMENTS OF COMPREHENSIVE INCOME (LOSS)

| | | Years Ended December 31, | | |
|----------------------------------------------------------------------------------------------------------------------------|-------|-----------------------------------|------------|--------------|
| | | 2013 | 2012 | 2011 |
| | Notes | (In thousands, except share data) | | |
| Sales of metal | 3 | \$ 745,994 | \$ 895,492 | \$ 1,021,200 |
| Production costs applicable to sales | 3 | (463,663) | (454,562) | (419,547) |
| Amortization | | (232,879) | (218,857) | (224,500) |
| Gross profit | | 49,452 | 222,073 | 377,153 |
| COSTS AND EXPENSES | | | | |
| General and administrative | | 55,343 | 32,977 | 31,379 |
| Exploration | | 22,360 | 26,270 | 19,128 |
| Litigation settlement | 20 | 32,046 | — | — |
| Write-downs | 4 | 772,993 | 5,825 | — |
| Pre-development, care, maintenance and other | | 11,869 | 1,261 | 19,441 |
| Total costs and expenses | | 894,611 | 66,333 | 69,948 |
| OPERATING INCOME (LOSS) | | (845,159) | 155,740 | 307,205 |
| OTHER INCOME (EXPENSE), NET | | | | |
| Loss on debt extinguishments | | — | (1,036) | (5,526) |
| Fair value adjustments, net | 11 | 82,768 | (23,487) | (52,050) |
| Impairment of marketable securities | 13 | (18,308) | (605) | — |
| Interest income and other, net | | 13,323 | 15,041 | (6,610) |
| Interest expense, net of capitalized interest | 18 | (41,303) | (26,169) | (34,774) |
| Total other income (expense), net | | 36,480 | (36,256) | (98,960) |
| Income (loss) before income taxes | | (808,679) | 119,484 | 208,245 |
| Income tax (provision) benefit | 8 | 158,116 | (70,807) | (114,746) |
| NET INCOME (LOSS) | | \$ (650,563) | \$ 48,677 | \$ 93,499 |
| OTHER COMPREHENSIVE INCOME (LOSS), net of tax: | | | | |
| Net unrealized loss on available for sale securities, net of tax of \$5,362 in 2013 | | (8,489) | (3,351) | (4,975) |
| Reclassification adjustments for other than temporary impairment of marketable securities, net of tax of \$(7,087) in 2013 | | 11,221 | 605 | — |
| Reclassification adjustments for realized loss on sale of marketable securities, net of tax of \$(53) in 2013 | | 83 | — | — |
| Other comprehensive income (loss) | | 2,815 | (2,746) | (4,975) |
| COMPREHENSIVE INCOME (LOSS) | | \$ (647,748) | \$ 45,931 | \$ 88,524 |
| NET INCOME (LOSS) PER SHARE | | | | |
| Basic | 9 | \$ (6.65) | \$ 0.54 | \$ 1.05 |
| Diluted | | \$ (6.65) | \$ 0.54 | \$ 1.04 |

The accompanying notes are an integral part of these consolidated financial statements.

COEUR MINING, INC. AND SUBSIDIARIES
CONSOLIDATED STATEMENTS OF CASH FLOWS

| | | Years ended December 31, | | |
|-------------------------------------------------------------------------|-------|--------------------------|------------|------------|
| | | 2013 | 2012 | 2011 |
| | Notes | (In thousands) | | |
| CASH FLOWS FROM OPERATING ACTIVITIES: | | | | |
| Net income (loss) | | \$ (650,563) | \$ 48,677 | \$ 93,499 |
| Add (deduct) non-cash items | | | | |
| Amortization | | 232,879 | 218,857 | 224,500 |
| Accretion of debt discount and other costs | 18 | 2,548 | 3,431 | 4,041 |
| Accretion of royalty obligations | 18 | 14,947 | 18,294 | 21,550 |
| Deferred income taxes | | (177,178) | 16,163 | 51,792 |
| Loss on debt extinguishment | | — | 1,036 | 5,526 |
| Fair value adjustments, net | 11 | (80,399) | 18,421 | 46,450 |
| (Gain) loss on foreign currency transactions | | (880) | (1,381) | 380 |
| Litigation settlement | 20 | 22,046 | — | — |
| Stock-based compensation | 6 | 4,812 | 8,010 | 8,122 |
| (Gain) loss on sale of assets | | (9,801) | 1,101 | (1,145) |
| Impairment of marketable securities | 13 | 18,308 | 605 | — |
| Write-downs | | 772,993 | 5,825 | — |
| Other | | 136 | (326) | (335) |
| Changes in operating assets and liabilities: | | | | |
| Receivables and other current assets | 14 | 663 | 9,756 | (21,950) |
| Prepaid expenses and other | | (15,165) | 2,489 | (8,839) |
| Inventories | 15 | 4,031 | (48,305) | (30,408) |
| Accounts payable and accrued liabilities | | (25,910) | (31,019) | 22,990 |
| CASH PROVIDED BY OPERATING ACTIVITIES | | 113,467 | 271,634 | 416,173 |
| CASH FLOWS FROM INVESTING ACTIVITIES: | | | | |
| Capital expenditures | | (100,813) | (115,641) | (119,988) |
| Acquisitions | 10 | (116,898) | (29,297) | — |
| Purchase of short-term investments and marketable securities | | (8,052) | (12,959) | (49,501) |
| Proceeds from sales of short-term investments and marketable securities | | 34,796 | 21,695 | 6,246 |
| Other | | 4,478 | 3,087 | 2,282 |
| CASH USED IN INVESTING ACTIVITIES | | (186,489) | (133,115) | (160,961) |
| CASH FLOWS FROM FINANCING ACTIVITIES: | | | | |
| Proceeds from issuance of notes and bank borrowings | 18 | 300,000 | — | 27,500 |
| Payments on long-term debt, capital leases, and associated costs | | (60,628) | (97,170) | (85,519) |
| Gold production royalty payments | | (57,034) | (74,734) | (73,191) |
| Gold lease facility payments | | — | — | (13,800) |
| Changes in Kensington Term Facility restricted assets | | — | 4,645 | (1,326) |
| Share repurchases | | (27,552) | (19,971) | — |
| Other | | (514) | (861) | 18 |
| CASH PROVIDED BY (USED IN) FINANCING ACTIVITIES | | 154,272 | (188,091) | (146,318) |
| INCREASE (DECREASE) IN CASH AND CASH EQUIVALENTS | | 81,250 | (49,572) | 108,894 |
| Cash and cash equivalents at beginning of period | | 125,440 | 175,012 | 66,118 |
| Cash and cash equivalents at end of period | | \$ 206,690 | \$ 125,440 | \$ 175,012 |

The accompanying notes are an integral part of these consolidated financial statements.

COEUR MINING, INC. AND SUBSIDIARIES
CONSOLIDATED BALANCE SHEETS

| | | December 31, 2013 | December 31, 2012 |
|----------------------------------------------------------------------------------------------------------------------------------------------------------------------|-------|-----------------------------------|----------------------|
| ASSETS | Notes | (In thousands, except share data) | |
| CURRENT ASSETS | | | |
| Cash and cash equivalents | | \$ 206,690 | \$ 125,440 |
| Investments | 13 | — | 999 |
| Receivables | 14 | 81,074 | 62,438 |
| Ore on leach pads | | 50,495 | 22,991 |
| Metal and other inventory | 15 | 132,023 | 170,670 |
| Deferred tax assets | 8 | 35,008 | 2,458 |
| Prepaid expenses and other | | 25,940 | 21,186 |
| | | 531,230 | 406,182 |
| NON-CURRENT ASSETS | | | |
| Property, plant and equipment, net | 16 | 486,273 | 683,860 |
| Mining properties, net | 17 | 1,751,501 | 1,991,951 |
| Ore on leach pads | | 31,528 | 21,356 |
| Restricted assets | | 7,014 | 24,970 |
| Marketable securities | 13 | 14,521 | 27,065 |
| Receivables | 14 | 36,574 | 48,767 |
| Debt issuance costs, net | | 10,812 | 3,713 |
| Deferred tax assets | 8 | 1,189 | 955 |
| Other | | 15,336 | 12,582 |
| TOTAL ASSETS | | \$ 2,885,978 | \$ 3,221,401 |
| LIABILITIES AND STOCKHOLDERS' EQUITY | | | |
| CURRENT LIABILITIES | | | |
| Accounts payable | | \$ 53,847 | \$ 57,482 |
| Accrued liabilities and other | | 6,843 | 10,002 |
| Accrued income taxes | | 3,119 | 27,108 |
| Accrued payroll and related benefits | | 18,329 | 21,306 |
| Accrued interest payable | | 9,975 | 478 |
| Debt and capital leases | 18 | 2,505 | 55,983 |
| Royalty obligations | 11,12 | 48,019 | 65,104 |
| Reclamation and mine closure | 5 | 913 | 668 |
| Deferred tax liabilities | 8 | 1,011 | 121 |
| | | 144,561 | 238,252 |
| NON-CURRENT LIABILITIES | | | |
| Debt and capital leases | 18 | 306,130 | 3,460 |
| Royalty obligations | 11,12 | 65,142 | 141,879 |
| Reclamation and mine closure | 5 | 57,515 | 34,670 |
| Deferred tax liabilities | 8 | 556,246 | 577,488 |
| Other long-term liabilities | | 25,817 | 27,372 |
| | | 1,010,850 | 784,869 |
| COMMITMENTS AND CONTINGENCIES | | | |
| 20 | | | |
| STOCKHOLDERS' EQUITY | | | |
| Common stock, par value \$0.01 per share; authorized 150,000,000 shares, issued and outstanding 102,843,003 at December 31, 2013 and 90,342,338 at December 31, 2012 | | 1,028 | 903 |
| Additional paid-in capital | | 2,781,164 | 2,601,254 |
| Accumulated other comprehensive loss | | (4,906) | (7,721) |
| Accumulated deficit | | (1,046,719) | (396,156) |
| | | 1,730,567 | 2,198,280 |
| TOTAL LIABILITIES AND STOCKHOLDERS' EQUITY | | \$ 2,885,978 | \$ 3,221,401 |

The accompanying notes are an integral part of these consolidated financial statements.

COEUR MINING, INC. AND SUBSIDIARIES
CONSOLIDATED STATEMENT OF CHANGES IN STOCKHOLDERS' EQUITY

| (In thousands) | Common Stock Shares | Common Stock Par Value | Additional Paid- In Capital | Accumulated Deficit | Accumulated Other Comprehensive Loss | Total |
|-------------------------------------------------------------------------------------------------------|---------------------------|------------------------------|--------------------------------|------------------------|-----------------------------------------------|--------------|
| Balances at December 31, 2010 | 89,316 | \$ 893 | \$ 2,578,206 | \$ (538,332) | \$ — | \$ 2,040,767 |
| Net income | — | — | — | 93,499 | — | 93,499 |
| Other comprehensive loss | — | — | — | — | (4,975) | (4,975) |
| Common stock issued/canceled under long-term incentive plans, net | 339 | 4 | 7,426 | — | — | 7,430 |
| Balances at December 31, 2011 | 89,655 | \$ 897 | \$ 2,585,632 | \$ (444,833) | \$ (4,975) | \$ 2,136,721 |
| Net income | — | — | — | 48,677 | — | 48,677 |
| Other comprehensive loss | — | — | — | — | (2,746) | (2,746) |
| Common stock share buyback | (893) | (9) | (19,962) | — | — | (19,971) |
| Common stock issued for the acquisition of Joaquin property | 1,310 | 13 | 29,987 | — | — | 30,000 |
| Common stock issued/canceled under long-term incentive plans and director fees and options, net | 270 | 2 | 5,597 | — | — | 5,599 |
| Balances at December 31, 2012 | 90,342 | \$ 903 | \$ 2,601,254 | \$ (396,156) | \$ (7,721) | \$ 2,198,280 |
| Net loss | — | — | — | (650,563) | — | (650,563) |
| Other comprehensive income | — | — | — | — | 2,815 | 2,815 |
| Common stock share buyback | (1,691) | (17) | (27,535) | — | — | (27,552) |
| Common stock issued for the acquisition of Orko Silver Corporation | 11,573 | 116 | 179,024 | — | — | 179,140 |
| Common stock issued for the acquisition of Global Royalty Corporation | 2,130 | 21 | 22,177 | — | — | 22,198 |
| Common stock issued under long-term incentive plans, net | 489 | 5 | 6,244 | — | — | 6,249 |
| Balances at December 31, 2013 | 102,843 | \$ 1,028 | \$ 2,781,164 | \$ (1,046,719) | \$ (4,906) | \$ 1,730,567 |

The accompanying notes are an integral part of these consolidated financial statements.

NOTE 1 - NATURE OF OPERATIONS

Coeur Mining, Inc. (“Coeur” or “the Company”) is a large primary silver producer with significant gold production and mines located in the United States, Mexico, and Bolivia; development projects in Mexico and Argentina; and streaming and royalty interests in Australia, Mexico, Ecuador, and Chile. The Palmarejo mine, San Bartolomé mine, Kensington mine, and Rochester mine, each of which is operated by the Company, and Coeur Capital, primarily comprised of the Endeavor silver stream and other precious metal royalties, constitute the Company’s principal sources of revenues.

NOTE 2 - SUMMARY OF SIGNIFICANT ACCOUNTING POLICIES

Use of Estimates

The Company's Consolidated Financial Statements have been prepared in accordance with United States Generally Accepted Accounting Principles. The preparation of the Company's Consolidated Financial Statements requires the Company to make estimates and assumptions that affect the reported amounts of assets and liabilities and the related disclosure of contingent assets and liabilities at the date of the Consolidated Financial Statements and reported amounts of revenues and expenses during the reporting period. The more significant areas requiring the use of management estimates and assumptions relate to mineral reserves that are the basis for future cash flow estimates utilized in impairment calculations and units-of-production amortization calculations, environmental, reclamation and closure obligations, estimates of recoverable silver and gold in leach pad inventories, estimates of fair value for certain reporting units and asset impairments, valuation allowances for deferred tax assets, and the fair value and accounting treatment of financial instruments, marketable securities, and derivative instruments. The Company bases its estimates on historical experience and on various other assumptions that are believed to be reasonable under the circumstances. Accordingly, actual results will differ from the amounts estimated in these financial statements.

Principles of Consolidation

The consolidated financial statements include the wholly-owned subsidiaries of the Company, the most significant of which are Empresa Minera Manquiri S.A., Coeur Mexicana S.A. de C.V., Coeur Rochester, Inc., Coeur Alaska, Inc., and Coeur Capital. All significant intercompany balances and transactions have been eliminated. The Company's investments in entities in which it has less than 20% ownership interest are accounted for using the cost method.

Revenue Recognition

Revenue is recognized, net of treatment and refining charges, when persuasive evidence of an arrangement exists, delivery has occurred, the price is fixed or determinable, no obligations remain and collection is probable.

Under the Company’s concentrate sales contracts with third-party smelters, gold and silver prices are set on a specified future quotational period, typically one to three months, after the shipment date based on market prices. Revenues and production costs applicable to sales are recorded on a gross basis under these contracts at the time title passes to the buyer based on the forward price for the expected settlement period. The contracts, in general, provide for provisional payment based upon provisional assays and forward metal prices. Final settlement is based on the average applicable price for the specified future quotational period and generally occurs from three to six months after shipment. The Company’s provisionally priced sales contain an embedded derivative that is required to be separated from the host contract for accounting purposes. The host contract is the receivable from the sale of concentrates measured at the forward price at the time of sale. The embedded derivative does not qualify for hedge accounting and is adjusted to fair value through revenue each period until the date of final gold and silver settlement.

Cash and Cash Equivalents

Cash and cash equivalents include all highly-liquid investments with an original maturity of three months or less. The Company minimizes its credit risk by investing its cash and cash equivalents with major U.S. and international banks and financial institutions located principally in the United States with a minimum credit rating of A1, as defined by Standard & Poor’s. The Company’s management believes that no concentration of credit risk exists with respect to the investment of its cash and cash equivalents.

Receivables

Trade receivables and other receivable balances are reported at outstanding principal amounts, net of an allowance for doubtful accounts, if deemed necessary. Management evaluates the collectability of receivable account balances to determine the allowance, if any. Management considers the other party's credit risk and financial condition, as well as current and projected economic and market conditions, in determining the amount of the allowance. Receivable balances are written off when management determines that the balance is uncollectible.

Ore on Leach Pads

The heap leach process extracts silver and gold by placing ore on an impermeable pad and applying a diluted cyanide solution that dissolves a portion of the contained silver and gold, which are then recovered in metallurgical processes.

The Company uses several integrated steps to scientifically measure the metal content of ore placed on the leach pads. As the ore body is drilled in preparation for the blasting process, samples are taken of the drill residue which are assayed to determine estimated quantities of contained metal. The Company estimates the quantity of ore by utilizing global positioning satellite survey techniques. The Company then processes the ore through crushing facilities where the output is again weighed and sampled for assaying. A metallurgical reconciliation with the data collected from the mining operation is completed with appropriate adjustments made to previous estimates. The crushed ore is then transported to the leach pad for application of the leaching solution. As the leach solution is collected from the leach pads, it is continuously sampled for assaying. The quantity of leach solution is measured by flow meters throughout the leaching and precipitation process. After precipitation, the product is converted to doré, which is the final product produced by the mine. The inventory is stated at lower of cost or market, with cost being determined using a weighted average cost method.

The Company reported ore on the leach pads of \$82.0 million as of December 31, 2013, and \$44.3 million as of December 31, 2012. As of December 31, 2013, \$50.5 million is reported as a current asset and \$31.5 million is reported as a non-current asset. As of December 31, 2012, \$23.0 million is reported as a current asset and \$21.4 million is reported as a non-current asset. The historical cost of the metal that is expected to be extracted within twelve months is classified as current and the historical cost of metals contained within the broken ore that is expected to be extracted beyond twelve months is classified as non-current. Ore on leach pad is valued based on actual production costs incurred to produce and place ore on the leach pad, less costs allocated to minerals recovered through the leach process.

The estimate of both the ultimate recovery expected over time and the quantity of metal that may be extracted relative to the time the leach process occurs requires the use of estimates, which are inherently inaccurate due to the nature of the leaching process. The quantities of metal contained in the ore are based upon actual weights and assay analysis. The rate at which the leach process extracts gold and silver from the crushed ore is based upon laboratory column tests and actual experience occurring over more than twenty years of leach pad operations at the Rochester mine. The assumptions used by the Company to measure metal content during each stage of the inventory conversion process includes estimated recovery rates based on laboratory testing and assaying. The Company periodically reviews its estimates compared to actual experience and revises its estimates when appropriate. Variations between actual and estimated quantities resulting from changes in assumptions and estimates that do not result in write-downs to net realizable value are accounted for on a prospective basis.

Metal and Other Inventory

Inventories include concentrate, doré, and operating materials and supplies. The classification of inventory is determined by the stage at which the ore is in the production process. All inventories are stated at the lower of cost or market, with cost being determined using a weighted average cost method. Concentrate and doré inventory includes product at the mine site and product held by refineries. Concentrate inventories associated with the Endeavor mine are held by third parties. Metal inventory costs include direct labor, materials, depreciation, depletion and amortization as well as overhead costs relating to mining activities.

Property, Plant, and Equipment

Expenditures for new facilities, assets acquired pursuant to capital leases, new assets or expenditures that extend the useful lives of existing facilities are capitalized and depreciated using the straight-line method at rates sufficient to depreciate such costs over the shorter of estimated productive lives of such facilities, lease term, or the useful life of the individual assets. Productive lives range from 7 to 31 years for buildings and improvements and 3 to 13 years for machinery and equipment. Certain mining equipment is depreciated using the units-of-production method based upon estimated total proven and probable reserves.

Mining Properties and Mine Development

Capitalization of mine development costs begins once all operating permits have been secured, mineralization is classified as proven and probable reserves and a final feasibility study has been completed. Mine development costs include engineering and metallurgical studies, drilling and other related costs to delineate an ore body, the removal of overburden to initially expose an ore body at open pit surface mines and the building of access ways, shafts, lateral access, drifts, ramps and other infrastructure at underground mines. Costs incurred before mineralization is classified as proven and probable reserves are expensed and classified as Exploration or Pre-development expense. Mine development costs are amortized using the units of production method over the estimated life of the ore body based on recoverable ounces to be mined from proven and probable reserves. Interest expense allocable to the cost of developing mining properties and to construct new facilities is capitalized until assets are ready for their intended use.

Drilling and related costs incurred at the Company's operating mines are expensed as incurred as exploration expense, unless the Company can conclude with a high degree of confidence, prior to the commencement of a drilling program, that the drilling costs will result in the conversion of a mineral resource into proven and probable reserves. The Company's assessment is based on the following factors: results from previous drill programs; results from geological models; results from a mine scoping study confirming economic viability of the resource; and preliminary estimates of mine inventory, ore grade, cash flow and mine life. In addition, the Company must have all permitting and/or contractual requirements necessary to have the right to and/or control of the future benefit from the targeted ore body. The costs of a drilling program that meet these criteria are capitalized as mine development costs. Drilling and related costs of approximately \$11.6 million and \$13.9 million at December 31, 2013 and 2012, respectively, were capitalized.

The cost of removing overburden and waste materials to access the ore body at an open pit mine prior to the production phase are referred to as "pre-stripping costs." Pre-stripping costs are capitalized during the development of an open pit mine. Stripping costs incurred during the production phase of a mine are variable production costs that are included as a component of inventory to be recognized in production costs applicable to sales in the same period as the revenue from the sale of inventory.

Mineral Interests

Significant payments related to the acquisition of land and mineral rights are capitalized. Prior to acquiring such land or mineral rights, the Company generally makes a preliminary evaluation to determine that the property has significant potential to develop an economic ore body. The time between initial acquisition and full evaluation of a property's potential is variable and is determined by many factors including: location relative to existing infrastructure, the property's stage of development, geological controls and metal prices. If a mineable ore body is discovered, such costs are amortized when production begins using the units-of-production method based on recoverable ounces to be mined from proven and probable reserves. If no mineable ore body is discovered, such costs are expensed in the period in which it is determined the property has no future economic value.

Asset Impairment

Management reviews and evaluates its long-lived assets for impairment when events and changes in circumstances indicate that the related carrying amounts of its assets may not be recoverable. Impairment is considered to exist if the total probability-weighted estimate or other appropriate estimate of future cash flows on an undiscounted basis are less than the carrying amount of the asset group, including property plant and equipment, mineral property, development property, and any deferred costs. An impairment loss is measured and recorded based on the difference between book value and estimated fair value of the asset group. Future cash flows include estimates of recoverable ounces, gold and silver prices (considering current and historical prices, price trends and related factors), production levels and required capital investment, all based on life-of-mine plans and projections. Assumptions underlying future cash flow estimates are subject to risks and uncertainties. Any differences between these assumptions and actual market conditions or the Company's actual operating performance could have a material effect on the Company's determination of its ability to recover the carrying amounts of its long-lived assets resulting in impairment charges. In estimating future cash flows, assets are grouped at the lowest level for which there are identifiable cash flows that are largely independent of cash flows from other asset groups. Generally, in estimating future cash flows, all assets are grouped at a particular mine for which there is identifiable cash flow.

Restricted Assets

The Company, under the terms of its self-insurance and bonding agreements with certain banks, lending institutions and regulatory agencies, is required to collateralize certain portions of its obligations. The Company has collateralized these obligations by assigning certificates of deposit that have maturity dates ranging from three months to a year, to the respective institutions or agencies. At December 31, 2013 and 2012, the Company held certificates of deposit and cash under these agreements of \$7.0 million and \$25.0 million, respectively, restricted for these purposes. The ultimate timing of the release of the collateralized amounts is dependent on the timing and closure of each mine and repayment of the facility. In order to release the collateral, the Company must seek approval from certain government agencies responsible for monitoring the mine closure status. Collateral could also be released to the extent the Company is able to secure alternative financial assurance satisfactory to the regulatory agencies. The Company believes there is a reasonable probability that the collateral will remain in place beyond a twelve-month period and has therefore classified these investments as long-term.

Reclamation and Remediation Costs

The Company recognizes obligations for the expected future retirement of tangible long-lived assets and other associated asset retirement costs. The fair value of a liability for an asset retirement obligation will be recognized in the period in which it is incurred if a reasonable estimate of fair value can be made. The fair value of the liability is added to the carrying amount of the associated asset and this additional carrying amount is depreciated over the life of the asset. An accretion cost, representing the increase over time in the present value of the liability, is recorded each period in Amortization expense. As reclamation work is performed or liabilities are otherwise settled, the recorded amount of the liability is reduced.

Future remediation costs for inactive mines are accrued based on management's best estimate at the end of each period of the undiscounted costs expected to be incurred at the site. Such cost estimates include, where applicable, ongoing care and maintenance and monitoring costs. Changes in estimates are reflected prospectively in the period an estimate is revised.

Foreign Currency

The assets and liabilities of the Company's foreign subsidiaries are measured using U.S. dollars as their functional currency. Revenues and expenses are translated at the average exchange rate for the period. Foreign currency transaction gains and losses are included in the determination of net income or loss.

Derivative Financial Instruments

The Company recognizes all derivatives as either assets or liabilities on the balance sheet and measures those instruments at fair value. Changes in the value of derivative instruments are recorded each period in the Consolidated Statement of Comprehensive Income (Loss) in Fair value adjustments, net. Management applies judgment in estimating the fair value of instruments that are highly sensitive to assumptions regarding commodity prices, market volatilities, and foreign currency exchange rates.

Stock-based Compensation Plans

The Company estimates the fair value of stock options and stock appreciation rights ("SARs") awards using the Black-Scholes option pricing model. Stock options granted are accounted for as equity-based awards and SARs are accounted for as liability-based awards. The value of the SARs is remeasured at each reporting date. The Company estimates the fair value of performance share and performance unit grants using a Monte Carlo simulation valuation model. Performance shares granted are accounted for as equity based awards and performance shares units are accounted for as liability-based awards. The Company estimates forfeitures of stock-based awards based on historical data and periodically adjusts the forfeiture rate. The adjustment of the forfeiture rate is recorded as a cumulative adjustment in the period the forfeiture estimate is changed. Compensation costs related to stock based compensation are included in General and administrative expenses, Production costs applicable to sales and the cost of self-constructed property, plant and equipment as deemed appropriate.

Restricted stock and restricted stock units granted under the Company's incentive plans are accounted for based on the market value of the underlying shares on the date of grant and vest in equal installments annually over three years. Restricted stock awards are accounted for as equity-based awards and restricted stock unit awards are accounted for as liability-based awards. Restricted stock units are remeasured at each reporting date. Restricted stock units are settled in cash based on the number of vested restricted stock units multiplied by the current market price of the common shares when vested. Holders of the restricted stock are entitled to vote the shares and to receive any dividends declared on the shares.

Income Taxes

The Company uses an asset and liability approach which results in the recognition of deferred tax liabilities and assets for the expected future tax consequences or benefits of temporary differences between the financial reporting basis and the tax basis of assets and liabilities, as well as operating loss and tax credit carryforwards, using enacted tax rates in effect in the years in which the differences are expected to reverse.

In assessing the realizability of deferred tax assets, management considers whether it is more likely than not that some portion or all of its deferred tax assets will not be realized. Management considers the scheduled reversal of deferred tax liabilities, projected future taxable income and tax planning strategies in making this assessment. A valuation allowance has been provided for the portion of the Company's net deferred tax assets for which it is more likely than not that they will not be realized.

Revisions

Certain immaterial amounts in prior years have been corrected to conform to current presentation. The Company reclassified certain income-based state taxes from *Production costs applicable to sales* to *Income tax provision (benefit)*.

Recent Accounting Standards

On January 1, 2013, the Company adopted ASU 2011-11, "*Balance Sheet (Topic 201): Disclosures about Offsetting Assets and Liabilities*." This ASU adds certain additional disclosure requirements about financial instruments and derivative instruments that are subject to netting arrangements. The adoption of ASU 2011-11 had no effect on the Company's financial position, results of operations or cash flows.

On January 1, 2013, the Company adopted ASU 2013-02, "*Comprehensive Income (Topic 220): Reporting of Amounts Reclassified Out of Accumulated Other Comprehensive Income*." The new standard requires either in a single note or parenthetically on the face of the financial statements: (i) the effect of significant amounts reclassified from each component of accumulated other

Coeur Mining, Inc. and Subsidiaries
Notes to Consolidated Financial Statements

comprehensive income based on its source and (ii) the income statement line items affected by the reclassification. The adoption of ASU 2013-02 had no effect on the Company's financial position, results of operations or cash flows.

In July 2013, the FASB issued ASU 2013-11, *"Income Taxes (Topic 740): Presentation of an Unrecognized Tax Benefit When a Net Operating Loss Carryforward, a Similar Tax Loss, or a Tax Credit Carryforward Exists."* The updated guidance requires an entity to net its unrecognized tax benefits against the deferred tax assets for all same jurisdiction net operating loss carryforwards, a similar tax loss, or tax credit carryforwards. A gross presentation will be required only if such carryforwards are not available or would not be used by the entity to settle any additional income taxes resulting from disallowance of the uncertain tax provision. The update is effective prospectively for the Company's fiscal year beginning January 1, 2014.

NOTE 3 – SEGMENT REPORTING

The Company's reportable operating segments include the Palmarejo, San Bartolomé, Rochester, Kensington, and Martha mines, as well as La Preciosa and Coeur Capital. All operating segments are engaged in the discovery and mining of gold and silver and generate the majority of their revenues from the sale of these precious metals with the exception of Coeur Capital, which holds the Endeavor silver stream and other precious metals royalties. Other includes the Joaquin project, corporate headquarters, elimination of intersegment transactions and other items necessary to reconcile to consolidated amounts.

Revenues from silver sales were \$394.5 million, \$549.7 million and \$662.6 million in 2013, 2012, and 2011, respectively. Revenues from gold sales were \$351.5 million, \$345.8 million and \$358.6 million in 2013, 2012, and 2011, respectively.

Financial information relating to the Company's segments is as follows (in thousands):

| Year ended December 31, 2013 | Palmarejo Mine | San Bartolomé Mine | Kensington Mine | Rochester Mine | Martha Mine | La Preciosa | Coeur Capital | Other | Total |
|-----------------------------------------|---------------------|--------------------------|---------------------|-------------------|-------------------|--------------------|--------------------|------------------|---------------------|
| Sales of metals | \$ 324,040 | \$ 141,721 | \$ 148,769 | \$ 119,254 | \$ (661) | \$ — | \$ 12,871 | \$ — | \$ 745,994 |
| Production costs applicable to sales | (188,572) | (86,827) | (104,575) | (77,869) | — | — | (5,818) | (2) | (463,663) |
| Amortization | (134,240) | (19,565) | (63,216) | (10,571) | (438) | (24) | (3,755) | (1,070) | (232,879) |
| Gross profit (loss) | 1,228 | 35,329 | (19,022) | 30,814 | (1,099) | (24) | 3,298 | (1,072) | 49,452 |
| Exploration expense | 7,161 | 111 | 4,199 | 2,653 | 4,485 | 80 | 2,069 | 1,602 | 22,360 |
| Write-downs | 642,094 | — | 130,694 | — | — | — | — | 205 | 772,993 |
| Other operating expenses | — | 5,743 | 269 | 34,584 | 2,650 | 3,237 | 1,397 | 51,378 | 99,258 |
| OPERATING INCOME (LOSS) | (648,027) | 29,475 | (154,184) | (6,423) | (8,234) | (3,341) | (168) | (54,257) | (845,159) |
| Interest and other income, net | 906 | 2,582 | (187) | (318) | 865 | 15 | (19,474) | 10,626 | (4,985) |
| Interest expense, net | (15,123) | (74) | (424) | (20) | (1) | — | — | (25,661) | (41,303) |
| Fair value adjustments, net | 76,218 | — | 7,480 | 416 | — | — | — | (1,346) | 82,768 |
| Income tax (provision) benefit | 107,748 | (10,938) | (1) | (2,332) | (137) | (20,856) | 2,179 | 82,453 | 158,116 |
| Net income (loss) | <u>\$ (478,278)</u> | <u>\$ 21,045</u> | <u>\$ (147,316)</u> | <u>\$ (8,677)</u> | <u>\$ (7,507)</u> | <u>\$ (24,182)</u> | <u>\$ (17,463)</u> | <u>\$ 11,815</u> | <u>\$ (650,563)</u> |
| Segment assets ⁽¹⁾ | \$ 1,164,852 | \$ 289,272 | \$ 343,144 | \$ 176,789 | \$ 6,168 | \$ 410,335 | \$ 62,678 | \$ 105,581 | \$ 2,558,819 |
| Capital expenditures | \$ 33,730 | \$ 11,568 | \$ 21,404 | \$ 29,406 | \$ 10 | \$ 1,122 | \$ — | \$ 3,573 | \$ 100,813 |

(1) Segment assets consist of receivables, prepaids, inventories, property, plant and equipment, and mining properties

Coeur Mining, Inc. and Subsidiaries
Notes to Consolidated Financial Statements

| Year ended December 31, 2012 | Palmarejo Mine | San Bartolomé Mine | Kensington Mine | Rochester Mine | Martha Mine | Coeur Capital | Other | Total |
|-----------------------------------------|-------------------|--------------------------|--------------------|-------------------|----------------|------------------|-------------|--------------|
| Sales of metals | \$ 442,098 | \$ 178,005 | \$ 110,987 | \$ 132,392 | \$ 13,162 | \$ 18,848 | \$ — | \$ 895,492 |
| Production costs applicable to sales | (197,478) | (71,428) | (87,089) | (72,061) | (17,682) | (8,824) | — | (454,562) |
| Amortization | (146,595) | (16,709) | (41,645) | (8,065) | (692) | (4,632) | (519) | (218,857) |
| Gross profit (loss) | 98,025 | 89,868 | (17,747) | 52,266 | (5,212) | 5,392 | (519) | 222,073 |
| Exploration expense | 7,575 | 159 | 3,283 | 3,591 | 8,648 | 1,056 | 1,958 | 26,270 |
| Write-downs | — | — | — | — | 5,825 | — | — | 5,825 |
| Other operating expenses | 11 | 80 | 74 | 1,401 | 2,108 | (736) | 31,300 | 34,238 |
| OPERATING INCOME (LOSS) | 90,439 | 89,629 | (21,104) | 47,274 | (21,793) | 5,072 | (33,777) | 155,740 |
| Interest and other income, net | 4,017 | 9,719 | (77) | 358 | (1,153) | (77) | 1,649 | 14,436 |
| Interest expense, net | (18,938) | (72) | (2,972) | (26) | (3) | — | (4,158) | (26,169) |
| Loss on debt extinguishment | — | — | (1,036) | — | — | — | — | (1,036) |
| Fair value adjustments, net | (31,054) | — | 4,089 | — | — | — | 3,478 | (23,487) |
| Income tax (provision) benefit | (18,066) | (44,632) | — | (2,195) | 976 | (327) | (6,563) | (70,807) |
| Net income (loss) | \$ 26,398 | \$ 54,644 | \$ (21,100) | \$ 45,411 | \$ (21,973) | \$ 4,668 | \$ (39,371) | \$ 48,677 |
| Segment assets ⁽¹⁾ | \$ 1,905,269 | \$ 302,922 | \$ 508,658 | \$ 104,373 | \$ 9,813 | \$ 32,656 | \$ 110,365 | \$ 2,974,056 |
| Capital expenditures | \$ 38,456 | \$ 25,672 | \$ 36,994 | \$ 11,794 | \$ 1,193 | \$ — | \$ 1,532 | \$ 115,641 |

(1) Segment assets consist of receivables, prepaids, inventories, property, plant and equipment, and mining properties

| Year ended December 31, 2011 | Palmarejo Mine | San Bartolomé Mine | Kensington Mine | Rochester Mine | Martha Mine | Coeur Capital | Other | Total |
|-----------------------------------------|-------------------|--------------------------|--------------------|-------------------|----------------|------------------|-------------|--------------|
| Sales of metals | \$ 513,097 | \$ 267,502 | \$ 151,186 | \$ 57,331 | \$ 13,347 | \$ 18,737 | \$ — | \$ 1,021,200 |
| Production costs applicable to sales | (186,201) | (79,679) | (101,672) | (27,848) | (15,513) | (8,634) | — | (419,547) |
| Amortization | (159,264) | (22,410) | (35,839) | (2,824) | (556) | (3,155) | (452) | (224,500) |
| Gross profit (loss) | 167,632 | 165,413 | 13,675 | 26,659 | (2,722) | 6,948 | (452) | 377,153 |
| Exploration expense | 6,863 | 248 | 1,102 | 1,989 | 6,367 | 662 | 1,897 | 19,128 |
| Other operating expenses | 949 | 342 | 317 | 19,931 | 156 | (1) | 29,126 | 50,820 |
| OPERATING INCOME (LOSS) | 159,820 | 164,823 | 12,256 | 4,739 | (9,245) | 6,287 | (31,475) | 307,205 |
| Interest and other income, net | (9,099) | 156 | 4 | 57 | (544) | 1,108 | 1,708 | (6,610) |
| Interest expense, net | (23,453) | (45) | (4,889) | (21) | (458) | — | (5,908) | (34,774) |
| Loss on debt extinguishment | — | — | — | — | — | — | (5,526) | (5,526) |
| Fair value adjustments, net | (40,046) | — | (8,438) | — | — | — | (3,566) | (52,050) |
| Income tax (provision) benefit | (28,023) | (59,867) | (31) | (409) | (1,219) | — | (25,197) | (114,746) |
| Net income (loss) | \$ 59,199 | \$ 105,067 | \$ (1,098) | \$ 4,366 | \$ (11,466) | \$ 7,395 | \$ (69,964) | \$ 93,499 |
| Segment assets ⁽¹⁾ | \$ 2,029,769 | \$ 276,423 | \$ 507,891 | \$ 76,852 | \$ 19,717 | \$ 36,349 | \$ 16,129 | \$ 2,963,130 |
| Capital expenditures | \$ 36,976 | \$ 17,731 | \$ 34,013 | \$ 27,217 | \$ 3,426 | \$ 59 | \$ 566 | \$ 119,988 |

(1) Segment assets consist of receivables, prepaids, inventories, property, plant and equipment, and mining properties

Coeur Mining, Inc. and Subsidiaries
Notes to Consolidated Financial Statements

| (in thousands) | As of December 31, | | |
|--------------------------------------|---------------------|---------------------|---------------------|
| | 2013 | 2012 | 2011 |
| Assets | | | |
| Total assets for reportable segments | \$ 2,558,819 | \$ 2,974,056 | \$ 2,963,130 |
| Cash and cash equivalents | 206,690 | 125,440 | 175,012 |
| Short term investments | — | 999 | 20,254 |
| Other assets | 120,469 | 120,906 | 106,045 |
| Total consolidated assets | <u>\$ 2,885,978</u> | <u>\$ 3,221,401</u> | <u>\$ 3,264,441</u> |

Geographic Information

| (in thousands) | As of December 31, | | |
|--------------------------|---------------------|---------------------|---------------------|
| | 2013 | 2012 | 2011 |
| Long Lived Assets | | | |
| United States | \$ 384,626 | \$ 608,051 | \$ 515,096 |
| Australia | 25,668 | 29,408 | 33,999 |
| Argentina | 94,705 | 1,705 | 5,213 |
| Bolivia | 235,085 | 240,905 | 230,956 |
| Mexico | 1,487,228 | 1,795,677 | 1,903,374 |
| Other Foreign Countries | 10,462 | 65 | 65 |
| Total | <u>\$ 2,237,774</u> | <u>\$ 2,675,811</u> | <u>\$ 2,688,703</u> |

| (in thousands) | Twelve months ended December 31, | | |
|-----------------|----------------------------------|-------------------|---------------------|
| | 2013 | 2012 | 2011 |
| Revenues | | | |
| United States | \$ 268,023 | \$ 243,379 | \$ 208,517 |
| Mexico | 324,040 | 442,098 | 513,097 |
| Bolivia | 141,721 | 178,005 | 267,502 |
| Australia | 12,871 | 18,848 | 18,737 |
| Argentina | (661) | 13,162 | 13,347 |
| Total | <u>\$ 745,994</u> | <u>\$ 895,492</u> | <u>\$ 1,021,200</u> |

The Company markets its doré to bullion trading houses, market makers and members of the London Bullion Market Association, industrial companies and other financial institutions. The Company has eight trading counterparties and the sales of metals to these companies amounted to approximately 72%, 91%, and 82% of total metal sales for the years ended December 31, 2013, 2012, and 2011, respectively. Generally, the loss of a single bullion trading counterparty would not adversely affect the Company due to the liquidity of the markets and the availability of alternative trading counterparties.

The Company currently has five trading counterparties for its silver and gold concentrates and the sales to these companies amounted to approximately 28%, 9%, and 18% of total metal sales for the years ended December 31, 2013, 2012, and 2011, respectively. The loss of any one smelting and refining client may have a material adverse effect if alternate smelters and refiners are not available. The Company believes there is sufficient global capacity available to address the loss of any one smelter.

Coeur Mining, Inc. and Subsidiaries
Notes to Consolidated Financial Statements

The following table indicates customers that represent 10% or more of total sales of metal for at least one of the years December 31, 2013, 2012, and 2011 (in millions):

| Customer | Year Ended December 31, | | | Segments reporting revenue |
|-----------------------|-------------------------|---------|---------|-------------------------------------------------|
| | 2013 | 2012 | 2011 | |
| Auramet | \$ 111.7 | \$ 94.6 | \$ 50.8 | Palmarejo, San Bartolomé, Kensington, Rochester |
| Toronto-Dominion Bank | 106.7 | 65.8 | — | Palmarejo, Rochester |
| INTL Commodities | 84.6 | 58.0 | 112.6 | Palmarejo, San Bartolomé, Rochester |
| China Gold | 81.5 | 43.8 | 108.9 | Kensington |
| Valcambi | 77.2 | 414.4 | 385.5 | Palmarejo, San Bartolomé |
| Mitsui | 70.3 | 65.6 | 105.1 | Palmarejo, Rochester |

NOTE 4 – WRITE-DOWNS

| | Year ended December 31, | | |
|--------------------------------|-------------------------|-----------------|-------------|
| | 2013 | 2012 | 2011 |
| Property, plant, and equipment | | | |
| Palmarejo | \$ 102,735 | \$ — | \$ — |
| Kensington | 48,357 | — | — |
| | 151,092 | — | — |
| Mining properties | | | |
| Palmarejo | 539,359 | — | — |
| Kensington | 82,337 | — | — |
| Martha | 205 | 5,825 | — |
| | 621,901 | 5,825 | — |
| Total | \$ 772,993 | \$ 5,825 | \$ — |

Write-downs were \$773.0 million, \$5.8 million, and \$0.0 million in 2013, 2012, and 2011, respectively. The 2013 write-down was primarily due to a \$642.1 million impairment of the Palmarejo mine (excluding \$179.8 million tax benefit) and a \$130.7 million impairment of the Kensington mine due to a decrease in the Company's long-term silver and gold price assumptions. The decrease in silver and gold price assumptions represented significant changes in the business, requiring the Company to evaluate for impairment. For purposes of this evaluation, estimates of future cash flows of the individual reporting units were used to determine fair value. The estimated cash flows were derived from life-of-mine plans, developed using long-term pricing reflective of the current price environment and management's projections for operating costs.

The 2012 write-down was due to the cessation of mining operations at the Martha Mine in September 2012. Refer to Note 11 -- Fair Value Measurements for additional information related to the fair value determination of the impairment.

NOTE 5 – RECLAMATION AND MINE CLOSURE

Reclamation and mine closure costs are based principally on legal and regulatory requirements. Management estimates costs associated with reclamation of mining properties as well as remediation costs for inactive properties. The Company uses assumptions about future costs, mineral prices, mineral processing recovery rates, production levels, capital costs and reclamation costs. Such assumptions are based on the Company's current mining plan and the best available information for making such estimates. The sum of the expected costs by year is discounted, using the Company's credit-adjusted risk-free interest rate. On an ongoing basis, management evaluates its estimates and assumptions; however, future expenditures could differ from those based on such estimates and assumptions.

Changes to the Company's asset retirement obligations are as follows (in thousands):

Coeur Mining, Inc. and Subsidiaries
Notes to Consolidated Financial Statements

| | Years ended December 31, | |
|-----------------------------------------|--------------------------|------------------|
| | 2013 | 2012 |
| Asset retirement obligation - Beginning | \$ 34,457 | \$ 32,714 |
| Accretion | 3,442 | 2,911 |
| Additions and changes in estimates | 20,236 | (1,073) |
| Settlements | (681) | (95) |
| Asset retirement obligation - Ending | <u>\$ 57,454</u> | <u>\$ 34,457</u> |

During the year ended December 31, 2013, Rochester and Kensington submitted updated reclamation plans to state and federal agencies based on new regulations, mine plans, and cost estimates. As a result of the new reclamation plans, the Company increased asset retirement obligations by \$20.2 million in 2013. The Company did not have a similar change to the reclamation plans in the year ended December 31, 2012.

The Company has accrued \$1.0 million and \$0.9 million at December 31, 2013 and December 31, 2012, respectively, for reclamation liabilities related to former mining activities. These amounts are also included in Reclamation and mine closure in the Consolidated Balance Sheets.

NOTE 6 – STOCK-BASED COMPENSATION PLANS

The Company has stock incentive plans for executives and eligible employees. Stock awards include stock options, stock appreciation rights, restricted stock, restricted stock units, performance shares, and performance share units. Share-based compensation expense for the years ended December 31, 2013, 2012, and 2011 was \$4.8 million, \$8.0 million, and \$8.1 million, respectively. At December 31, 2013, there was \$7.0 million of unrecognized stock-based compensation cost which is expected to be recognized over a weighted-average remaining vesting period of 1.7 years.

Stock Options and Stock Appreciation Rights

Stock options and stock appreciation rights (SARs) granted under the Company's incentive plans vest over three years and are exercisable over a period not to exceed ten years from the grant date. The exercise price of the stock options and SARs is equal to the fair market value of the shares on the date of the grant. The value of each stock option award and SAR is estimated using the Black-Scholes option pricing model. Stock options are accounted for as equity awards and SARs are accounted for as liability awards and remeasured at each reporting date. SARs, when vested, provide the participant the right to receive cash equal to the excess of the market price of the shares over the exercise price when exercised. Cash used to settle SARs for the years ended December 31, 2013, 2012 and 2011 was \$0.0 million, \$0.4 million and \$1.9 million, respectively.

The following table sets forth the weighted average fair value of stock options and the assumptions used to estimate the fair value of the stock options using the Black-Scholes option valuation model:

| | 2013 | 2012 | 2011 |
|------------------------------------------------------|----------|----------|----------|
| Weighted average fair value of stock options granted | \$ 12.60 | \$ 15.77 | \$ 17.85 |
| Volatility | 76.74% | 70.56% | 72.56% |
| Expected life in years | 5.0 | 5.5 | 6.0 |
| Risk-free interest rate | 0.84% | 0.89% | 2.30% |
| Dividend yield | — | — | — |

Coeur Mining, Inc. and Subsidiaries
Notes to Consolidated Financial Statements

The following table summarizes stock option and SARs activity for the years ended December 31, 2013, 2012 and 2011:

| | Stock Options | | SARs | |
|----------------------------------|---------------|---------------------------------|-----------|---------------------------------|
| | Shares | Weighted Average Exercise Price | Shares | Weighted Average Exercise Price |
| Outstanding at December 31, 2010 | 330,840 | \$ 24.60 | 230,563 | \$ 13.46 |
| Granted | 139,916 | 27.39 | — | — |
| Exercised | (129,785) | 11.41 | (119,801) | 13.10 |
| Canceled/forfeited | (19,364) | 40.16 | (3,123) | 14.46 |
| Outstanding at December 31, 2011 | 321,607 | 24.60 | 107,639 | 13.46 |
| Granted | 151,102 | 26.97 | — | — |
| Exercised | (40,173) | 11.84 | (34,385) | 12.73 |
| Canceled/forfeited | (62,536) | 29.22 | (4,389) | 15.40 |
| Outstanding at December 31, 2012 | 370,000 | 30.20 | 68,865 | 13.83 |
| Granted | 190,452 | 20.41 | — | — |
| Exercised | (13,027) | 10.77 | (6,617) | 13.14 |
| Canceled/forfeited | (131,855) | 29.30 | (12,039) | 15.40 |
| Outstanding at December 31, 2013 | 415,570 | \$ 27.36 | 50,209 | \$ 14.15 |

| Range of Exercise Price | Options Outstanding | | | Options Exercisable | | |
|-------------------------|---------------------|---------------------------------|-----------------------------------------------------|---------------------|---------------------------------|-----------------------------------------------------|
| | Number Outstanding | Weighted Average Exercise Price | Weighted Average Remaining Contractual Life (Years) | Number Exercisable | Weighted Average Exercise Price | Weighted Average Remaining Contractual Life (Years) |
| \$ 0.00-\$10.00 | 13,262 | \$ 10.00 | 5.09 | 13,262 | \$ 10.00 | 5.09 |
| \$10.00-\$20.00 | 99,245 | \$ 17.25 | 9.21 | 3,936 | \$ 19.01 | 8.35 |
| \$20.00-\$30.00 | 227,896 | \$ 26.07 | 6.61 | 99,310 | \$ 27.29 | 4.05 |
| \$30.00-\$40.00 | 38,369 | \$ 39.00 | 1.25 | 37,515 | \$ 39.09 | 1.12 |
| \$40.00-\$50.00 | 14,386 | \$ 48.50 | 1.34 | 14,386 | \$ 48.50 | 1.34 |
| \$50.00-\$60.00 | 9,544 | \$ 51.40 | 0.91 | 9,544 | \$ 51.40 | 0.91 |
| \$60.00-\$70.00 | 3,219 | \$ 66.60 | 0.02 | 3,219 | \$ 66.60 | 0.02 |
| \$70.00-\$80.00 | 9,649 | \$ 70.90 | 0.14 | 9,649 | \$ 70.90 | 0.14 |
| | 415,570 | \$ 27.36 | | 190,821 | \$ 33.91 | |

At December 31, 2013, there was \$0.9 million of unrecognized compensation cost related to non-vested stock options and SARs to be recognized over a weighted average period of 1.4 years.

Restricted Stock and Restricted Stock Units

Restricted stock and restricted stock units granted under the Company's incentive plans are accounted for based on the market value of the underlying shares on the date of grant and vest in equal installments annually over three years. Restricted stock awards are accounted for as equity awards and restricted stock unit awards are accounted for as liability awards. Restricted stock units are remeasured at each reporting date. Restricted stock units are settled in cash based on the number of vested restricted stock units multiplied by the current market price of the common shares when vested. Holders of the restricted stock are entitled to vote the shares and to receive any dividends declared on the shares. Cash used to settle restricted stock units for the years ended December 31, 2013, 2012, and 2011 was \$0.2 million, \$0.9 million, and \$2.2 million, respectively.

Coeur Mining, Inc. and Subsidiaries
Notes to Consolidated Financial Statements

The following table summarizes restricted stock and restricted stock units activity for the years ended December 31, 2013, 2012 and 2011:

| | Restricted Stock | | Restricted Stock Units | |
|----------------------------------|------------------|----------------------------------------|------------------------|-----------------------------|
| | Number of Shares | Weighted Average Grant Date Fair Value | Number of Units | Weighted Average Fair Value |
| Outstanding at December 31, 2010 | 64,623 | \$ 11.37 | 126,416 | \$ 27.32 |
| Granted | 205,463 | 27.37 | — | — |
| Vested | (85,323) | 19.36 | (79,014) | 27.87 |
| Cancelled/Forfeited | (11,254) | 26.89 | (1,884) | 25.03 |
| Outstanding at December 31, 2011 | 173,509 | 11.37 | 45,518 | 27.32 |
| Granted | 230,096 | 26.40 | — | — |
| Vested | (95,336) | 23.15 | (31,456) | 25.92 |
| Cancelled/Forfeited | (68,571) | 27.43 | (2,651) | 24.60 |
| Outstanding at December 31, 2012 | 239,698 | 25.38 | 11,411 | 24.14 |
| Granted | 573,467 | 15.38 | — | — |
| Vested | (90,963) | 26.83 | (11,411) | 22.74 |
| Cancelled/Forfeited | (109,116) | 23.30 | — | — |
| Outstanding at December 31, 2013 | 613,086 | \$ 16.68 | — | \$ — |

At December 31, 2013, there was \$3.6 million of total unrecognized compensation cost related to restricted stock and restricted stock unit awards to be recognized over a weighted-average period of 1.7 years.

Performance Shares and Performance Share Units

Performance shares and performance share units granted under the Company's incentive plans are accounted for at fair value. Performance share awards are accounted for as equity awards and performance units are accounted for as liability-based awards. Performance shares and performance units are valued using a Monte Carlo simulation valuation model on the date of grant. The value of the performance units is remeasured each reporting date. Vesting is contingent on meeting certain market conditions based on relative total stockholder return. The performance shares and units vest at the end of the three-year service period if market and service conditions are met. The existence of a market condition requires recognition of compensation cost for the performance share awards over the requisite period regardless of whether the market condition is satisfied. Performance units are cash-based awards and are settled in cash based on the current market price of the common shares when vested. Cash used to settle performance units for the years ended December 31, 2013, 2012, and 2011 was \$1.2 million, \$2.1 million, and \$1.4 million, respectively.

Coeur Mining, Inc. and Subsidiaries
Notes to Consolidated Financial Statements

The following table summarizes performance shares and performance units' activity for the years-ended December 31, 2013, 2012, and 2011:

| | Performance Shares | | Performance Units | |
|----------------------------------|--------------------|----------------------------------------|-------------------|-----------------------------|
| | Number of Shares | Weighted Average Grant Date Fair Value | Number of Units | Weighted Average Fair Value |
| Outstanding at December 31, 2010 | 100,828 | \$ 16.29 | 145,023 | \$ 35.41 |
| Granted | 81,489 | 42.72 | — | — |
| Vested | (56,830) | 23.24 | (57,948) | 24.68 |
| Cancelled/Forfeited | (19,558) | 48.62 | (2,536) | 25.03 |
| Outstanding at December 31, 2011 | 105,929 | 16.29 | 84,539 | 35.41 |
| Granted | 145,508 | 25.78 | 32,498 | — |
| Vested | (111,703) | 7.96 | (74,845) | 31.17 |
| Cancelled/Forfeited | (30,575) | 42.11 | (7,953) | 49.20 |
| Outstanding at December 31, 2012 | 109,159 | 26.92 | 34,239 | 39.78 |
| Granted | 173,773 | 23.35 | 34,239 | 38.02 |
| Vested | (4,160) | 30.97 | (68,478) | 38.02 |
| Cancelled/Forfeited | (68,377) | 34.49 | — | — |
| Outstanding at December 31, 2013 | 210,395 | \$ 28.04 | — | \$ — |

At December 31, 2013, there was \$2.4 million of total unrecognized compensation cost related to performance shares to be recognized over a weighted average period of 1.9 years.

NOTE 7 – DEFINED CONTRIBUTION AND 401(k) PLAN

The Company maintains a retirement savings plan (which qualifies under Section 401(k) of the U.S. Internal Revenue Code) covering all eligible U.S. employees. Under the plan, employees may elect to contribute up to 75% of base salary, subject to ERISA limitations. The Company adopted a Safe Harbor Tiered Match and is required to make matching contributions equal to 100% of the employee's contribution up to 3% of the employee's compensation plus matching contributions equal to 50% of the employee's contribution up to an additional 2% of the employee's compensation. In addition, the Company provides a noncontributory defined contribution based on a percentage of eligible employee's salary. Total plan expenses recognized for the years ended December 31, 2013, 2012, and 2011 were \$4.1 million, \$4.1 million, and \$2.9 million, respectively.

NOTE 8 – INCOME TAXES

The components of income (loss) before income taxes were as follows (in thousands):

| | Years Ended December 31, | | |
|---------------|--------------------------|------------|-------------|
| | 2013 | 2012 | 2011 |
| United States | \$ (242,562) | \$ (3,443) | \$ (38,372) |
| Foreign | (566,117) | 122,927 | 246,617 |
| Total | \$ (808,679) | \$ 119,484 | \$ 208,245 |

For the years ended December 31, 2013, 2012, and 2011 the Company reported an income tax (provision) benefit of \$158.1 million, \$(70.8) million, and \$(114.7) million, respectively.

The following table summarizes the components of the Company's income tax provision from continuing operations for the three years ended December 31, 2013, 2012, and 2011 (in thousands):

Coeur Mining, Inc. and Subsidiaries
Notes to Consolidated Financial Statements

The components of the consolidated income tax benefit (expense) from continuing operations were as follows:

| | Years Ended December 31, | | |
|-----------------------------------------|--------------------------|--------------------|---------------------|
| | 2013 | 2012 | 2011 |
| Current: | | | |
| United States | \$ 4 | \$ (257) | \$ 2,015 |
| United States — State mining taxes | (714) | (2,195) | (409) |
| United States — Foreign withholding tax | 397 | (736) | (842) |
| Argentina | (137) | 976 | (1,219) |
| Australia | (914) | (1,760) | (1,755) |
| Mexico | (9,046) | (7,814) | (1,084) |
| Bolivia | (6,716) | (43,546) | (59,660) |
| Canada | (1,936) | — | — |
| Deferred: | | | |
| Argentina | 8,062 | — | — |
| Australia | (2) | (223) | (661) |
| Bolivia | (4,222) | (1,087) | (207) |
| Mexico | 94,851 | (10,579) | (28,022) |
| United States | 78,489 | (3,586) | (22,902) |
| Income tax benefit (expense) | <u>\$ 158,116</u> | <u>\$ (70,807)</u> | <u>\$ (114,746)</u> |

A reconciliation of the Company's effective tax rate with the federal statutory tax rate for the periods indicated is as follows:

| | Years Ended December 31 | | |
|---------------------------------------------------|-------------------------|--------------------|---------------------|
| | 2013 | 2012 | 2011 |
| Tax benefit (expense) from continuing operations | \$ 283,038 | \$ (41,819) | \$ (72,886) |
| State tax provision from continuing operations | 2,245 | (3,151) | (11,009) |
| Percentage depletion and related deductions | — | 7,461 | — |
| Change in valuation allowance | (106,802) | (12,651) | (6,032) |
| Non-deductible imputed interest | (214) | (525) | (808) |
| Uncertain tax positions | (5,209) | (9,849) | (1,279) |
| U.S. and foreign non-deductible expenses | (2,383) | (4,206) | (10,648) |
| Foreign exchange rates | 13,937 | (10,416) | (4,440) |
| Foreign inflation and indexing | 2,937 | 712 | (3,829) |
| Foreign tax rate differences | (24,108) | 3,967 | 22,795 |
| Foreign withholding and other foreign taxes | (100,331) | (5,861) | (23,246) |
| Foreign tax credits and other, net | 13,153 | 5,531 | (3,364) |
| Change in Mexico permanent reinvestment assertion | 81,853 | — | — |
| | <u>\$ 158,116</u> | <u>\$ (70,807)</u> | <u>\$ (114,746)</u> |

Coeur Mining, Inc. and Subsidiaries
Notes to Consolidated Financial Statements

As of December 31, 2013 and 2012, the significant components of the Company's deferred tax assets and liabilities were as follows:

| | Years Ended December 31 | |
|--------------------------------------------|-------------------------|---------------------|
| | 2013 | 2012 |
| Deferred tax liabilities: | | |
| Mineral properties | \$ 344,152 | \$ 461,742 |
| Mexican mining royalty tax | 76,386 | — |
| Foreign subsidiaries — unremitted earnings | 182,464 | 247,000 |
| Inventory | 2,746 | — |
| Property, plant and equipment, net | 33,094 | 60,266 |
| | <u>\$ 638,842</u> | <u>\$ 769,008</u> |
| Deferred tax assets: | | |
| Net operating loss carryforwards | 130,170 | 99,323 |
| Foreign subsidiaries — future tax credits | 163,947 | 145,395 |
| Royalty and other long-term debt | 11,616 | 42,221 |
| Capital loss carryforwards | 34,930 | 35,315 |
| Asset retirement obligation | 18,589 | 8,623 |
| Unrealized foreign currency loss and other | 9,567 | 1,590 |
| Accrued expenses | 14,756 | 20,692 |
| Tax credit carryforwards | 23,585 | 22,811 |
| Inventory | — | 1,418 |
| | <u>407,160</u> | <u>377,388</u> |
| Valuation allowance | (289,378) | (182,576) |
| | <u>117,782</u> | <u>194,812</u> |
| Net deferred tax liabilities | <u>\$ (521,060)</u> | <u>\$ (574,196)</u> |

The Company has evaluated the amount of taxable income and periods over which it must be earned to allow for realization of the deferred tax assets. Management considers the scheduled reversal of deferred tax liabilities, projected future taxable income, and tax planning strategies in making this decision. Based upon this analysis, the Company has recorded valuation allowances as follows:

| | Years Ended December 31 | |
|-------------|-------------------------|-------------------|
| | 2013 | 2012 |
| U.S. | \$ 236,653 | \$ 132,790 |
| Argentina | 17,005 | 18,442 |
| Canada | 4,453 | 2,227 |
| New Zealand | 27,292 | 27,125 |
| Other | 3,975 | 1,992 |
| | <u>\$ 289,378</u> | <u>\$ 182,576</u> |

Coeur Mining, Inc. and Subsidiaries
Notes to Consolidated Financial Statements

A reconciliation of the beginning and ending amount related to unrecognized tax benefits is as follows (in thousands):

| | |
|---------------------------------------------------------------------------------------------------------|-------------------------|
| Unrecognized tax benefits at January 1, 2012 | \$ 1,980 |
| Gross increase to current period tax positions | 9,227 |
| Gross decrease to prior period tax positions | (696) |
| Unrecognized tax benefits at December 31, 2012 | <u>\$ 10,511</u> |
| Gross increase to current period tax positions | 2,231 |
| Gross increase to prior period tax positions | 2,761 |
| Reductions in unrecognized tax benefits resulting from a lapse of the applicable statute of limitations | (32) |
| Unrecognized tax benefits at December 31, 2013 | <u><u>\$ 15,471</u></u> |

At December 31, 2013, 2012, and 2011, \$14.3 million, \$10.3 million, and \$1.1 million, respectively, of these gross unrecognized benefits would, if recognized, decrease the Company's effective tax rate. The Company is not able to estimate the amount of change in the Company's gross unrecognized tax benefits within the next twelve months.

The Company classifies interest and penalties associated with uncertain tax positions as a component of income tax expense and has recognized interest and penalties of \$3.8 million, \$2.5 million, and \$0.4 million as of 2013, 2012, and 2011, respectively.

The Company files income tax returns in various U.S. federal and state jurisdictions, in all identified foreign jurisdictions and various others. The statute of limitations remains open from 2009 for the US federal jurisdiction and from 2004 for certain other foreign jurisdictions.

In the fourth quarter of 2013, the Company made an assertion that earnings are permanently reinvested in its Coeur Mexicana mining operations entity which results in an income tax benefit in the current year of \$81 million. Therefore, at December 31, 2013, no provision has been made for United States federal and state income taxes on the Company's outside tax basis differences in Mexico, which primarily relate to accumulated foreign earnings which have been reinvested and are expected to be reinvested outside the United States indefinitely.

During 2007, the Company incurred an ownership change which generally limits the availability of existing tax attributes, including net operating loss carryforwards to reduce future taxable income. The Company has the following tax attribute carryforwards as of December 31, 2013, by jurisdiction:

| | U.S. | Argentina | Canada | Mexico | New Zealand | Other | Total |
|----------------------------------------------|---------|-----------|--------|--------|-------------|-------|---------|
| Regular net operating losses | 226,985 | 21,061 | 7,203 | 4,170 | 97,470 | 6,641 | 363,530 |
| Alternative minimum tax net operating losses | 99,954 | — | — | — | — | — | 99,954 |
| Capital losses | 90,258 | — | 3,579 | — | — | — | 93,837 |
| Alternative minimum tax credits | 3,136 | — | — | — | — | — | 3,136 |
| Foreign tax credits | 19,494 | — | — | — | — | — | 19,494 |

The U.S. net operating losses expire from 2019 through 2033 and the Canada net operating losses will expire from 2029 through 2033. The Mexico net operating losses expire from 2017 to 2023, while the remaining net operating losses from the foreign jurisdictions have an indefinite carryforward period. The U.S. capital losses expire in 2015 while the Canada capital losses generally have an indefinite carryforward period. Alternative minimum tax credits do not expire and foreign tax credits expire if unused beginning in 2019.

NOTE 9 – NET INCOME (LOSS) PER SHARE

Basic income (loss) per share is computed by dividing net income (loss) available to common stockholders by the weighted average number of common shares outstanding during the period. Diluted net income (loss) per share reflects the potential dilution that would occur if securities or other contracts to issue common stock were exercised or converted into common stock. For the year ended December 31, 2013, 1,111,021 shares of common stock equivalents related to equity-based awards were not included in the diluted per share calculation due to the net loss incurred. For the year ended December 31, 2012, 479,767 shares of common stock equivalents related to equity-based awards were not included in the diluted per share calculation as the shares would be antidilutive. For the year ended December 31, 2011, 1,059,228 shares of common stock equivalents related to convertible debt and 4,258 equity based awards have not been included in the diluted per share calculation as the impact of share conversion would be antidilutive. The 3.25% Convertible Senior Notes were not included in the computation of diluted earnings per share for the years ended December 31, 2013, 2012, and 2011 because there is no excess value upon conversion over the principal amount of the Notes.

| In thousands except per share amounts | Year ended December 31, | | |
|----------------------------------------------------|-------------------------|-----------|-----------|
| | 2013 | 2012 | 2011 |
| Net income (loss) available to common stockholders | \$ (650,563) | \$ 48,677 | \$ 93,499 |
| Weighted average shares | | | |
| Basic | 97,864 | 89,437 | 89,383 |
| Effect of share based compensation plans | — | 166 | 342 |
| Diluted | 97,864 | 89,603 | 89,725 |
| Income (loss) per share: | | | |
| Basic | \$ (6.65) | \$ 0.54 | \$ 1.05 |
| Diluted | \$ (6.65) | \$ 0.54 | \$ 1.04 |

NOTE 10 – ACQUISITIONS

The Company completed the acquisition of Orko Silver Corporation (“Orko”) in April 2013. Upon completion of the acquisition, the Company holds the La Preciosa silver-gold project in the state of Durango, Mexico. The transaction was accounted for as a purchase of mineral interests since La Preciosa is a development stage project. The Company incurred \$17.6 million of acquisition costs related to the acquisition of Orko which were capitalized.

Total consideration paid for the asset acquisition (in thousands):

| | |
|-------------------------------------------------------|------------|
| Common shares issued (11,572,918 at \$14.98) | \$ 173,363 |
| Cash | 99,059 |
| Warrants (1,588,768 valued at \$3.64 per warrant) | 5,777 |
| Transaction advisory fees and other acquisition costs | 17,642 |
| Total purchase price | 295,841 |
| Current liabilities | 2,616 |
| Deferred income taxes | 114,339 |
| Total liabilities assumed | 116,955 |
| Total consideration | \$ 412,796 |

Estimated fair value of the assets acquired (in thousands):

| | |
|-----------------------|------------|
| Cash | \$ 3,487 |
| Other current assets | 635 |
| Mineral interests | 408,352 |
| Other assets | 322 |
| Total assets acquired | \$ 412,796 |

Coeur Mining, Inc. and Subsidiaries
Notes to Consolidated Financial Statements

The Company completed the acquisition of Global Royalty Corporation (“GRC”) in December 2013. The transaction was accounted for as a business combination. Upon completion of the acquisition, the Company holds net smelter royalties on the El Gallo complex in Mexico and the Zaruma mine in Ecuador. The Company incurred \$0.3 million of acquisition related costs in 2013 related to the acquisition of GRC which are included in General and administrative expenses in the Consolidated Statement of Comprehensive Income (Loss).

Total consideration paid for the acquisition (in thousands):

| | | |
|---------------------------------------------|----|--------|
| Common shares issued (2,130,351 at \$10.42) | \$ | 22,198 |
| Cash | | 3,849 |
| Total purchase price | | 26,047 |
| Current liabilities | | 679 |
| Deferred income taxes | | 7,926 |
| Total liabilities assumed | | 8,605 |
| Total consideration | \$ | 34,652 |

Estimated fair value of the assets acquired (in thousands):

| | | |
|---------------------------|----|--------|
| Cash | \$ | 165 |
| Receivables | | 276 |
| Metal and other inventory | | 111 |
| Mineral interests | | 34,100 |
| Total assets acquired | \$ | 34,652 |

NOTE 11 – FAIR VALUE MEASUREMENTS

Accounting standards establish a fair value hierarchy that prioritizes the inputs to valuation techniques used to measure fair value. The hierarchy gives the highest priority to unadjusted quoted prices in active markets for identical assets or liabilities (Level 1 measurements) and the lowest priority to unobservable inputs (Level 3 measurements). The three levels of the fair value hierarchy are described below:

- Level 1 Unadjusted quoted prices in active markets that are accessible at the measurement date for identical, unrestricted assets or liabilities;
- Level 2 Quoted market prices in markets that are not active, or inputs that are observable, either directly or indirectly, for substantially the full term of the asset or liability; and
- Level 3 Prices or valuation techniques that require inputs that are both significant to the fair value measurement and unobservable (supported by little or no market activity).

The following table presents the Company’s financial assets and liabilities measured at fair value on a recurring basis (at least annually) by level within the fair value hierarchy. Assets and liabilities are classified in their entirety based on the lowest level of input that is significant to the fair value measurement (in thousands):

| | Fair Value at December 31, 2013 | | | |
|--------------------------------------------------|---------------------------------|-----------|----------|-----------|
| | Total | Level 1 | Level 2 | Level 3 |
| Assets: | | | | |
| Marketable equity securities | \$ 14,521 | \$ 14,521 | \$ — | \$ — |
| Gold and silver put options | 135 | — | 135 | — |
| | \$ 14,656 | \$ 14,521 | \$ 135 | \$ — |
| Liabilities: | | | | |
| Palmarejo royalty obligation embedded derivative | \$ 40,338 | \$ — | \$ — | \$ 40,338 |
| Rochester NSR royalty obligation | 21,630 | — | — | 21,630 |
| Other derivative instruments, net | 1,590 | — | 1,590 | — |
| | \$ 63,558 | \$ — | \$ 1,590 | \$ 61,968 |

Coeur Mining, Inc. and Subsidiaries
Notes to Consolidated Financial Statements

| | Fair Value at December 31, 2012 | | | |
|--------------------------------------------------|---------------------------------|------------------|-------------------|-------------|
| | Total | Level 1 | Level 2 | Level 3 |
| Assets: | | | | |
| Short-term investments | \$ 999 | \$ 999 | \$ — | \$ — |
| Marketable equity securities | 27,065 | 27,065 | — | — |
| Put and call options | 943 | — | 943 | — |
| | <u>\$ 29,007</u> | <u>\$ 28,064</u> | <u>\$ 943</u> | <u>\$ —</u> |
| Liabilities: | | | | |
| Palmarejo royalty obligation embedded derivative | \$ 145,098 | \$ — | \$ 145,098 | \$ — |
| Put and call options | 9,299 | — | 9,299 | — |
| | <u>\$ 154,397</u> | <u>\$ —</u> | <u>\$ 154,397</u> | <u>\$ —</u> |

The Company's short-term investments are readily convertible to cash and, therefore, these investments are classified within Level 1 of the fair value hierarchy.

The Company's marketable equity securities are recorded at fair market value in the financial statements based on quoted market prices, which are accessible at the measurement date for identical assets. Such instruments are classified within Level 1 of the fair value hierarchy. Please see Note 13 -- Investments for additional details on marketable equity securities.

The Company's gold put and call options and other derivative instruments, net, which relate to the concentrate sales contracts and foreign exchange contracts, are valued using pricing models, which require inputs that are derived from observable market data, including contractual terms, forward market prices, yield curves and credit spreads. The model inputs can generally be verified and do not involve significant management judgment. Such instruments are classified within Level 2 of the fair value hierarchy.

The estimated fair value of the Palmarejo royalty obligation embedded derivative and Rochester NSR royalty obligation was estimated based on observable market data including contractual terms, forward silver and gold prices, yield curves and credit spreads. The Company's current mine plans are a significant input used in the estimated fair value of the Palmarejo royalty obligation embedded derivative and Rochester NSR royalty obligation and is considered company specific and unobservable. Therefore, the Company has classified the Palmarejo royalty obligation embedded derivative and Rochester NSR royalty obligation as Level 3 financial liabilities. Based on the current mine plans, an expected royalty duration of 2.5 years and 5.1 years were used to estimate the fair value of the Palmarejo royalty obligation embedded derivative and Rochester NSR royalty obligation, respectively, as of December 31, 2013. The Company had no Level 3 financial assets or liabilities as of December 31, 2012.

The following table presents the changes in the fair value of the Company's Level 3 financial liabilities for the twelve months ended December 31, 2013.

| | Balance at the beginning of the period | Additions | Revaluation | Transfers from Level 2 | Balance at the end of the period | Unrealized gains (losses) recognized in income statement |
|--------------------------------------------------|----------------------------------------|-----------|--------------|------------------------|----------------------------------|----------------------------------------------------------|
| Palmarejo royalty obligation embedded derivative | \$ — | \$ — | \$ (104,760) | \$ 145,098 | \$ 40,338 | \$ 104,760 |
| Rochester NSR royalty obligation | — | 22,046 | (416) | — | 21,630 | 416 |

During 2013, Coeur recorded write-downs related to Property, Plant, and Equipment and Mining Properties totaling \$773.0 million. The fair values of Property, Plant, and Equipment and Mining Properties were estimated using a discounted cash flow approach. The discounted cash flow model used significant unobservable inputs and is therefore classified within Level 3 for the fair value hierarchy. The following table sets forth the quantitative and qualitative information related to the unobservable inputs used in the calculation of the Company's non-recurring Level 3 fair value measurements:

| Description | Valuation technique | Unobservable input | Range / Weighted Average |
|--------------------------------|----------------------|------------------------|--------------------------|
| Property, plant, and equipment | Discounted cash flow | Discount rate | 8.5% - 10.5% |
| | | Long-term silver price | \$25.00 |
| | | Long-term gold price | \$1,450 |
| Mining properties | Discounted cash flow | Discount rate | 8.5% - 10.5% |
| | | Long-term silver price | \$25.00 |
| | | Long-term gold price | \$1,450 |

Coeur Mining, Inc. and Subsidiaries
Notes to Consolidated Financial Statements

The fair value of financial assets and liabilities that are measured at book value in the financial statements at December 31, 2013 and December 31, 2012 are presented in the following table (in thousands):

| | Fair Value at December 31, 2013 | | | |
|----------------------------------------------|---------------------------------|----------|---------|---------|
| | Total | Level 1 | Level 2 | Level 3 |
| Liabilities: | | | | |
| 3.25% Convertible Senior Notes due 2028 | \$ 5,067 | \$ 5,067 | \$ — | \$ — |
| 7.875% Senior Notes due 2021 | 307,314 | 307,314 | — | — |
| Palmarejo Gold Production Royalty Obligation | 65,212 | — | — | 65,212 |

| | Fair Value at December 31, 2012 | | | |
|----------------------------------------------|---------------------------------|-----------|---------|---------|
| | Total | Level 1 | Level 2 | Level 3 |
| Liabilities: | | | | |
| 3.25% Convertible Senior Notes due 2028 | \$ 48,220 | \$ 48,220 | \$ — | \$ — |
| Palmarejo Gold Production Royalty Obligation | 90,617 | — | 90,617 | — |

The fair value at December 31, 2013 and December 31, 2012 of the 3.25% Convertible Senior Notes and 7.875% Senior Notes outstanding were determined by active market transactions. As such, the notes are classified as Level 1 in the fair value hierarchy.

The fair value of the Palmarejo Gold Production Royalty Obligation is estimated based on observable market data including contractual terms, forward silver and gold prices, yield curves and credit spreads. The Company's current mine plan is a significant input used in the estimated fair value of the Palmarejo Gold Production Royalty Obligation and is considered company specific and unobservable. Therefore, the Company has classified the Palmarejo Gold Production Royalty Obligation as Level 3 financial liabilities. Based on the current mine plan, an expected royalty duration of 2.5 years was used to estimate the fair value of the Palmarejo Gold Production Royalty Obligation as of December 31, 2013.

The fair value of the Company's cash equivalents, receivables, restricted assets, accounts payable, accrued liabilities, and capital leases approximate book value due to the nature of these assets and liabilities and are classified as Level 1 in the fair value hierarchy, except for capital leases which are classified as Level 2.

The fair value of the Company's non-current portion of the refundable value added tax is not practicable to estimate due to the uncertainty of the timing of the expected future cash flows to be received.

NOTE 12 – DERIVATIVE FINANCIAL INSTRUMENTS

Palmarejo Gold Production Royalty

On January 21, 2009, the Company entered into a gold production royalty transaction with Franco-Nevada Corporation. The royalty covers 50% of the life of mine production from the Palmarejo mine and adjacent properties. The royalty transaction included a minimum obligation of 4,167 ounces per month that ends when payments have been made on a total of 400,000 ounces of gold. At December 31, 2013, a total of 140,931 ounces of gold remain outstanding under the minimum royalty obligation.

The price volatility associated with the minimum royalty obligation is considered an embedded derivative. The Company is required to recognize the change in fair value of the remaining minimum obligation due to changing gold prices. Unrealized gains are recognized in periods when the gold price has decreased from the previous period and unrealized losses are recognized in periods when the gold price increases. The fair value of the embedded derivative is reflected net of the Company's current credit adjusted risk free rate, which was 5.7% and 4.2% at December 31, 2013 and 2012, respectively. The fair value of the embedded derivative at December 31, 2013 and 2012 was a liability of \$40.3 million and \$145.1 million, respectively. During the years ended December 31, 2013, 2012, and 2011, the mark-to-market adjustments for this embedded derivative amounted to gains of \$104.8 million, losses of \$14.3 million, and losses of \$2.6 million, respectively.

Payments on the royalty obligation decrease the carrying amount of the minimum obligation and the derivative liability. Each monthly payment is an amount equal to the greater of the minimum of 4,167 ounces of gold or 50% of the actual gold production per month multiplied by the excess of the monthly average market price of gold above \$400 per ounce, which is subject to a 1% annual inflation compounding adjustment beginning on January 21, 2013). For the years ended December 31, 2013, 2012, and 2011 realized losses on settlement of the liabilities were \$28.7 million, \$45.4 million, and \$42.8 million, respectively. The

mark-to-market adjustments and realized losses are included in Fair value adjustments, net in the Consolidated Statement of Comprehensive Income (Loss).

Foreign Exchange Contracts and Hedges

The Company periodically enters into forward foreign currency contracts to reduce the foreign exchange risk associated with forecasted Mexican peso ("MXN") operating costs at its Palmarejo mine. At December 31, 2013, the Company had MXN foreign exchange forward contracts with a notional amount of \$12.0 million. These contracts require the Company to exchange U.S. dollars for MXN at a weighted average exchange rate of 12.21 MXN to each U.S. dollar, and the Company had a liability related to these contracts with a fair value of \$0.9 million at December 31, 2013. In addition, at December 31, 2013, the Company had outstanding call options requiring it to sell \$45.0 million in U.S. dollars in exchange for MXN at a weighted average strike price of 14.80 MXN to each U.S. dollar if the foreign exchange rate exceeds the strike price. Further, at December 31, 2013, the Company had outstanding put options allowing it to buy \$45.0 million in U.S. dollars in exchange for MXN at a weighted average strike price of 12.60 MXN to each U.S. dollar if the foreign exchange rate exceeds the strike price. The Company had a liability related to these contracts with an insignificant fair value at December 31, 2013. The Company recorded a mark-to-market loss on its MXN contracts of \$1.0 million for the twelve months ended December 31, 2013.

At December 31, 2012, the Company had MXN foreign exchange forward contracts on \$26.1 million in U.S. dollars. These contracts required the Company to exchange U.S. dollars for MXN at a weighted average exchange rate of 13.11 MXN to each U.S. dollar and the Company had a liability with a fair value of \$0.1 million at December 31, 2012. The Company recorded mark-to-market gains of \$3.3 million and losses of \$3.2 million for the years ended December 31, 2012 and 2011, respectively. These mark-to-market adjustments are reflected in fair value adjustments, net. The Company recorded realized gains of \$0.6 million, realized losses of \$1.6 million, and realized gains of \$0.4 million in production costs applicable to sales during the years ended December 31, 2013, 2012, and 2011, respectively.

Gold Lease Facility

On December 12, 2008, the Company entered into a gold lease facility with Mitsubishi International Corporation ("MIC"). This gold lease facility was terminated in 2011. The Company recorded realized losses of \$2.3 million for the year ended December 31, 2011, included in fair value adjustments, net.

Concentrate Sales Contracts

The Company enters into concentrate sales contracts with third-party smelters. The contracts, in general, provide for a provisional payment based upon provisional assays and forward metal prices. The provisionally priced sales contain an embedded derivative that is required to be separated from the host contract for accounting purposes. The host contract is the receivable from the sale of concentrates at the forward price at the time of sale. The embedded derivatives do not qualify for hedge accounting and are adjusted to fair value through earnings each period until the date of final settlement. At December 31, 2013, the Company had outstanding provisionally priced sales of \$42.4 million, consisting of 0.2 million ounces of silver and 30,780 ounces of gold. At December 31, 2012, the Company had outstanding provisionally priced sales of \$33.2 million consisting of 0.4 million ounces of silver and 11,957 ounces of gold.

Commodity Derivatives

At December 31, 2013, the Company had outstanding put options allowing it to net settle 25,000 ounces of gold and 1,250,000 ounces of silver at weighted average strike prices of \$1,150 per ounce and \$17.00 per ounce, respectively, if the market price of gold or silver were to average less than the strike price during the contract period. The contracts expire during the first quarter of 2014. At December 31, 2013, the fair market value of these contracts was a net asset of \$0.1 million.

At December 31, 2012, the Company had written outstanding call options requiring it to deliver 97,000 ounces of gold at a weighted average price of \$1,968 per ounce if the market price of gold exceeds that price. At December 31, 2012, the Company had outstanding put options allowing it to sell 122,000 ounces of gold at a weighted average price of \$968 per ounce if the market price of gold were to fall below that price. At December 31, 2012, the fair market value of these contracts was a net liability of \$9.3 million. During the year ended December 31, 2013, the Company settled the remaining 97,000 ounces of gold put options and 84,500 ounces of gold call options for a net realized gain of \$0.4 million.

During the year ended December 31, 2011, the Company settled an outstanding forward gold contract of 10,000 ounces at a fixed price of \$1,380 per ounce, which resulted in a realized gain of \$0.5 million.

During the year ended December 31, 2013, 2012, and 2011, the Company recorded unrealized gains of \$8.9 million, unrealized gains of \$8.6 million, and unrealized losses of \$3.1 million, respectively, related to the outstanding options which was included in fair value adjustments, net.

Coeur Mining, Inc. and Subsidiaries
Notes to Consolidated Financial Statements

In connection with the sale of the Cerro Bayo mine to Mandalay Resources Corporation, the Company received the right to 125,000 ounces of silver to be delivered in six equal quarterly installments commencing in the third quarter of 2011. The Company recognized mark-to-market losses of \$0.6 million for the year ended December 31, 2012 and mark-to-market gains of \$0.8 million for the year ended December 31, 2011 associated with this silver.

At December 31, 2013, the Company had the following derivative instruments that settle in each of the years indicated (in thousands except average prices and notional ounces):

| | 2014 | 2015 | 2016 | Thereafter |
|---------------------------------------------------------------|-----------|-----------|-----------|------------|
| Palmarejo gold production royalty | \$ 29,831 | \$ 24,764 | \$ 15,141 | \$ — |
| Average gold price in excess of minimum contractual deduction | 498 | 494 | 490 | — |
| Notional ounces | 59,856 | 50,153 | 30,922 | — |
| Mexican peso forward purchase contracts | \$ 12,000 | \$ — | \$ — | \$ — |
| Average rate (MXN/\$) | 12.21 | — | — | — |
| Mexican peso notional amount | 146,460 | — | — | — |
| Mexican peso put options purchased | \$ 45,000 | \$ — | \$ — | \$ — |
| Average rate (MXN/\$) | 12.60 | — | — | — |
| Mexican peso notional amount | 567,150 | — | — | — |
| Mexican peso call options sold | \$ 45,000 | \$ — | \$ — | \$ — |
| Average rate (MXN/\$) | 14.80 | — | — | — |
| Mexican peso notional amount | 666,075 | — | — | — |
| Silver concentrate sales agreements | \$ 3,645 | \$ — | \$ — | \$ — |
| Average silver price | \$ 20.98 | \$ — | \$ — | \$ — |
| Notional ounces | 173,752 | — | — | — |
| Gold concentrate sales agreements | \$ 38,760 | \$ — | \$ — | \$ — |
| Average gold price | \$ 1,259 | \$ — | \$ — | \$ — |
| Notional ounces | 30,780 | — | — | — |
| Gold put options purchased | \$ 274 | \$ — | \$ — | \$ — |
| Average gold strike price | \$ 1,150 | \$ — | \$ — | \$ — |
| Notional ounces | 25,000 | — | — | — |
| Silver put options purchased | \$ 238 | \$ — | \$ — | \$ — |
| Average silver strike price | \$ 17.00 | \$ — | \$ — | \$ — |
| Notional ounces | 1,250,000 | — | — | — |

Coeur Mining, Inc. and Subsidiaries
Notes to Consolidated Financial Statements

The following summarizes the classification of the fair value of the derivative instruments (in thousands):

| December 31, 2013 | | | | | |
|-----------------------------------|----------------------------|-------------------------------|-----------------------------|---------------------------------------|-------------------------------------------|
| | Prepaid expenses and other | Accrued liabilities and other | Other long-term liabilities | Current portion of royalty obligation | Non-current portion of royalty obligation |
| Foreign exchange contracts, peso | \$ 38 | \$ 947 | \$ — | \$ — | \$ — |
| Palmarejo gold production royalty | — | — | — | 17,650 | 22,688 |
| Gold and silver put options | 135 | — | — | — | — |
| Concentrate sales contracts | 11 | 693 | — | — | — |
| | <u>\$ 184</u> | <u>\$ 1,640</u> | <u>\$ —</u> | <u>\$ 17,650</u> | <u>\$ 22,688</u> |

| December 31, 2012 | | | | | |
|-----------------------------------|----------------------------|-------------------------------|-----------------------------|---------------------------------------|-------------------------------------------|
| | Prepaid expenses and other | Accrued liabilities and other | Other long-term Liabilities | Current portion of royalty obligation | Non-current portion of royalty obligation |
| Foreign exchange contracts, peso | \$ 376 | \$ 300 | \$ — | \$ — | \$ — |
| Palmarejo gold production royalty | — | — | — | 41,146 | 103,952 |
| Gold and silver put options, net | — | 2,025 | 7,274 | — | — |
| Concentrate sales contracts | 1,030 | 163 | — | — | — |
| | <u>\$ 1,406</u> | <u>\$ 2,488</u> | <u>\$ 7,274</u> | <u>\$ 41,146</u> | <u>\$ 103,952</u> |

The following represent mark-to-market gains (losses) on derivative instruments for the years ended December 31, 2013, 2012, and 2011 (in thousands):

| Financial statement line | Derivative | Year ended December 31, | | |
|--------------------------------------|------------------------------------|-------------------------|--------------------|--------------------|
| | | 2013 | 2012 | 2011 |
| Sales of metal | Concentrate sales contracts | \$ (1,995) | \$ 1,682 | \$ 2,505 |
| Production costs applicable to sales | Forward foreign exchange contracts | 589 | (1,621) | 383 |
| Fair value adjustments, net | Gold lease facility | — | — | (132) |
| Fair value adjustments, net | Forward foreign exchange contracts | (985) | 3,264 | (3,192) |
| Fair value adjustments, net | Forward gold contract | — | — | 34 |
| Fair value adjustments, net | Silver ounces receivable | — | 213 | (276) |
| Fair value adjustments, net | Palmarejo gold royalty | 76,200 | (31,053) | (40,046) |
| Fair value adjustments, net | Put and call options | 7,119 | 4,089 | (8,438) |
| | | <u>\$ 80,928</u> | <u>\$ (23,426)</u> | <u>\$ (49,162)</u> |

Credit Risk

The credit risk exposure related to any derivative instruments is limited to the unrealized gains, if any, on outstanding contracts based on current market prices. To reduce counter-party credit exposure, the Company enters into contracts with financial institutions management deems credit worthy and limits credit exposure to each. The Company does not anticipate non-performance by any of its counterparties. In addition, to allow for situations where derivative positions may need to be revised, the Company deals only in markets that management considers highly liquid.

NOTE 13 – INVESTMENTS

The Company invests in marketable equity securities of silver and gold exploration and development companies. These investments are classified as available-for-sale and are measured at fair value in the financial statements with unrealized gains and losses recorded in Other comprehensive income (loss).

Coeur Mining, Inc. and Subsidiaries
Notes to Consolidated Financial Statements

| | At December 31, 2013 | | | |
|-----------------------|----------------------|-------------------------------|------------------------------|-------------------------|
| | Cost | Gross Unrealized Losses | Gross Unrealized Gains | Estimated Fair Value |
| Marketable securities | \$ 17,649 | \$ (3,300) | \$ 172 | \$ 14,521 |

| | At December 31, 2012 | | | |
|-----------------------|----------------------|-------------------------------|------------------------------|-------------------------|
| | Cost | Gross Unrealized Losses | Gross Unrealized Gains | Estimated Fair Value |
| Marketable securities | \$ 34,786 | \$ (10,443) | \$ 2,722 | \$ 27,065 |

The following table summarizes the gross unrealized losses on investment securities for which other-than-temporary impairments have not been recognized and the fair values of those securities, aggregated by the length of time the individual securities have been in a continuous unrealized loss position, at December 31, 2013 (in thousands):

| | Less than twelve months | | Twelve months or more | | Total | |
|------------------------------|-------------------------|------------|-----------------------|------------|-------------------|------------|
| | Unrealized Losses | Fair Value | Unrealized Losses | Fair Value | Unrealized Losses | Fair Value |
| Marketable equity securities | \$ (3,300) | \$ 4,146 | \$ — | \$ — | \$ (3,300) | \$ 4,146 |

In the years ended December 31, 2013 and 2012, the Company recognized a net unrealized loss of \$13.9 million and an unrealized loss of \$3.4 million, respectively, in Other comprehensive income (loss). The Company performs a quarterly assessment on each of its marketable securities with unrealized losses to determine if the security is other than temporarily impaired. The Company recorded other-than-temporary impairment losses of \$18.3 million and \$0.6 million for the year ended December 31, 2013 and 2012, respectively.

The Company had \$1.0 million of short-term investments at December 31, 2012, primarily certificates of deposit with maturity dates of less than one year.

NOTE 14 – RECEIVABLES

Receivables consist of the following (in thousands):

| | December 31, 2013 | December 31, 2012 |
|----------------------------------|-------------------|-------------------|
| Receivables - current | | |
| Accounts receivable - trade | \$ 17,303 | \$ 8,701 |
| Refundable income tax | 6,240 | 9,331 |
| Refundable value added tax | 49,168 | 40,020 |
| Accounts receivable - other | 8,363 | 4,386 |
| | <u>\$ 81,074</u> | <u>\$ 62,438</u> |
| Receivables - non-current | | |
| Refundable value added tax | <u>\$ 36,574</u> | <u>\$ 48,767</u> |

Trade receivables and other receivable balances are reported at outstanding principal amounts, net of an allowance for doubtful accounts. Management evaluates the collectability of receivable account balances to determine the allowance, if any. There were no allowances against receivable balances at December 31, 2013 or December 31, 2012.

NOTE 15 – METAL AND OTHER INVENTORY

Metal and other inventory consist of the following (in thousands):

| | December 31, 2013 | December 31, 2012 |
|--------------------------------|-------------------|-------------------|
| Concentrate and doré inventory | \$ 67,105 | \$ 91,130 |
| Supplies | 64,918 | 79,540 |
| | <u>\$ 132,023</u> | <u>\$ 170,670</u> |

NOTE 16 – PROPERTY, PLANT AND EQUIPMENT

Property, plant and equipment consist of the following (in thousands):

| | December 31, 2013 | December 31, 2012 |
|------------------------------------------------------------------|----------------------|----------------------|
| Land | \$ 1,764 | \$ 2,010 |
| Buildings and improvements | 489,535 | 581,286 |
| Machinery and equipment | 365,783 | 360,199 |
| Capitalized leases for machinery, equipment, buildings, and land | 16,133 | 35,129 |
| | <u>873,215</u> | <u>978,624</u> |
| Accumulated amortization | (395,520) | (313,067) |
| | <u>477,695</u> | <u>665,557</u> |
| Construction in progress | 8,578 | 18,303 |
| | <u>\$ 486,273</u> | <u>\$ 683,860</u> |

Rent expense for operating lease agreements was \$16.7 million, \$14.1 million and \$14.2 million for the years ended December 31, 2013, 2012 and 2011, respectively.

NOTE 17 – MINING PROPERTIES

Mining properties consist of the following (in thousands):

| December 31, 2013 | Palmarejo | San Bartolomé | Kensington | Rochester | La Preciosa | Joaquin | Coeur Capital | Total |
|--------------------------|-------------------|------------------|-------------------|------------------|-------------------|------------------|------------------|---------------------|
| Mining properties | \$ 151,845 | \$ 70,761 | \$ 268,351 | \$ 150,348 | \$ — | \$ — | \$ — | \$ 641,305 |
| Accumulated amortization | (110,143) | (22,236) | (80,032) | (103,130) | — | — | — | (315,541) |
| | <u>41,702</u> | <u>48,525</u> | <u>188,319</u> | <u>47,218</u> | <u>—</u> | <u>—</u> | <u>—</u> | <u>325,764</u> |
| Mineral interests | 1,146,572 | 26,643 | — | — | 408,352 | 93,429 | 78,133 | 1,753,129 |
| Accumulated amortization | (300,187) | (8,759) | — | — | — | — | (18,446) | (327,392) |
| | <u>846,385</u> | <u>17,884</u> | <u>—</u> | <u>—</u> | <u>408,352</u> | <u>93,429</u> | <u>59,687</u> | <u>1,425,737</u> |
| Total mining properties | <u>\$ 888,087</u> | <u>\$ 66,409</u> | <u>\$ 188,319</u> | <u>\$ 47,218</u> | <u>\$ 408,352</u> | <u>\$ 93,429</u> | <u>\$ 59,687</u> | <u>\$ 1,751,501</u> |

| December 31, 2012 | Palmarejo | San Bartolomé | Kensington | Rochester | Endeavor | Joaquin | Total |
|--------------------------|---------------------|------------------|-------------------|------------------|------------------|------------------|---------------------|
| Mining properties | \$ 155,722 | \$ 70,322 | \$ 333,619 | \$ 114,973 | \$ — | \$ — | \$ 674,636 |
| Accumulated amortization | (82,037) | (18,439) | (46,649) | (100,437) | — | — | (247,562) |
| | <u>73,685</u> | <u>51,883</u> | <u>286,970</u> | <u>14,536</u> | <u>—</u> | <u>—</u> | <u>427,074</u> |
| Mineral interests | 1,658,389 | 26,642 | — | — | 44,033 | 93,571 | 1,822,635 |
| Accumulated amortization | (235,795) | (7,338) | — | — | (14,625) | — | (257,758) |
| | <u>1,422,594</u> | <u>19,304</u> | <u>—</u> | <u>—</u> | <u>29,408</u> | <u>93,571</u> | <u>1,564,877</u> |
| Total mining properties | <u>\$ 1,496,279</u> | <u>\$ 71,187</u> | <u>\$ 286,970</u> | <u>\$ 14,536</u> | <u>\$ 29,408</u> | <u>\$ 93,571</u> | <u>\$ 1,991,951</u> |

Palmarejo is located in the State of Chihuahua in northern Mexico, and its principal silver and gold properties are collectively referred to as the “Palmarejo mine.” The Palmarejo mine commenced production in April 2009.

The San Bartolomé mine is a silver mine located near the city of Potosi, Bolivia. The mineral rights for the San Bartolomé project are held through long-term joint venture/lease agreements with several local independent mining co-operatives and the Bolivian state owned mining organization, (“COMIBOL”). The Company commenced commercial production at San Bartolomé in June 2008.

The Kensington mine is an underground gold mine and consists of the Kensington and adjacent Jualin properties located on the east side of the Lynn Canal about 45 miles north-northwest of Juneau, Alaska. The Company commenced commercial production in July of 2010.

Coeur Mining, Inc. and Subsidiaries
Notes to Consolidated Financial Statements

The Company has conducted operations at the Rochester mine, located in Western Nevada, since September 1986. The mine utilizes the heap-leaching process to extract both silver and gold from ore mined using open pit methods. Rochester's primary product is silver with gold produced as a by-product.

On April 16, 2013, the Company completed its acquisition of Orko Silver Corporation ("Orko"), which holds the La Preciosa silver-gold project in Durango, Mexico. Please see Note 10 -- Acquisitions for more information.

The Joaquin project is located in the Santa Cruz province of southern Argentina. The Company commenced exploration of this large property located north of the Company's Martha silver mine in November 2007. Since that time, the Company has defined silver and gold mineralization in two deposits at Joaquin, La Negra and La Morocha, collectively referred to as the "Joaquin Project," and has recently commenced work on detailed drilling and other technical, economic and environmental programs.

The Company's mineral interests held by Coeur Capital primarily consist of the Endeavor silver stream, the royalty interests obtained through the acquisition of Global Royalty Corp., and the Cerro Bayo royalty. In May 2005, CDE Australia Pty Ltd, ("CDE Australia"), a wholly-owned subsidiary of Coeur Capital, acquired the silver production and reserves, up to a maximum 17.7 million payable ounces, contained at the Endeavor mine in Australia, which is owned and operated by Cobar Operations Pty. Limited ("Cobar"), a wholly-owned subsidiary of CBH Resources Ltd. ("CBH"). In March 2006, CDE Australia entered into an amended agreement under which it owns all silver production and reserves up to a total of 20.0 million payable ounces. CDE Australia has received approximately 4.8 million payable ounces to-date and the current ore reserve contains approximately 3.7 million payable ounces based on current metallurgical recovery and current smelter contract terms.

Coeur Capital also holds a tiered royalty on McEwen Mining Inc.'s El Gallo/Magistral mine in Mexico, currently paying a 3.5% NSR, a 1.5% NSR on Dynasty Metals & Mining, Inc.'s Zaruma mine in Ecuador, and a 2.0% NSR on Mandalay Resources Corp.'s Cerro Bayo mine in Chile. Please see Note 10 -- Acquisitions for more information related to the Global Royalty acquisition.

NOTE 18 – DEBT

The current and non-current portions of long-term debt and capital lease obligations at December 31, 2013 and December 31, 2012 are as follows (in thousands):

| | December 31, 2013 | | December 31, 2012 | |
|-----------------------------------------|----------------------|-------------------|----------------------|-----------------|
| | Current | Non-Current | Current | Non-Current |
| 3.25% Convertible Senior Notes due 2028 | \$ — | \$ 5,334 | \$ 48,081 | \$ — |
| 7.875% Senior Notes due 2021 | — | 300,000 | — | — |
| Capital lease obligations | 2,505 | 796 | 7,902 | 3,460 |
| | <u>\$ 2,505</u> | <u>\$ 306,130</u> | <u>\$ 55,983</u> | <u>\$ 3,460</u> |

Minimum future lease payments under capital and operating leases with terms longer than one year are \$8.2 million in 2014, \$5.1 million in 2015, \$1.6 million in 2016, \$0.8 million in 2017, \$0.8 million in 2018, and \$3.3 million thereafter.

3.25% Convertible Senior Notes due 2028

Per the indenture governing the 3.25% Convertible Senior Notes due 2028 (the "Convertible Notes"), the Company announced on February 13, 2013 that it was offering to repurchase all of its outstanding 3.25% Convertible Senior Notes due 2028. As of February 12, 2013, there was \$48.7 million aggregate principal amount of Convertible Notes outstanding. The Company repurchased \$43.3 million in aggregate principal amount, leaving a balance of \$5.3 million as of December 31, 2013.

7.875% Senior Notes due 2021

On January 29, 2013, the Company completed an offering of \$300 million in aggregate principal amount of 7.875% Senior Notes due 2021 (the "Notes") in a private placement conducted pursuant to Rule 144A and Regulation S under the Securities Act of 1933, as amended (the "Securities Act"). The Company commenced an exchange offer for the Notes on September 30, 2013 to exchange the Notes for freely transferable notes containing substantially similar terms, in accordance with the registration rights granted to the holders of the Notes when they were issued. The exchange offer was consummated on November 5, 2013.

Revolving Credit Facility

On August 1, 2012, Coeur Alaska, Inc. and Coeur Rochester, Inc. (the “Borrowers”), each a wholly-owned subsidiary of the Company, entered into a Credit Agreement (the “Credit Agreement”) by and among the Company, the Borrowers, the lenders party thereto and Wells Fargo Bank, N.A., as administrative agent. The Credit Agreement provides for a senior secured revolving credit facility (the “Revolving Credit Facility”) in an aggregate principal amount of up to \$100.0 million, which principal amount may be increased, subject to receiving additional commitments therefor, by up to \$50.0 million. The unused line fee for the twelve months ended December 31, 2013 and 2012, respectively, was \$0.6 million and \$0.2 million, charged to interest expense. On January 16, 2014, the Company and the Borrowers entered into that certain Amendment No. 1 to Credit Agreement (the “Amendment”) to amend the Credit Agreement. Pursuant to the Amendment, among other things, the pricing of loans and undrawn commitments under the Credit Agreement was modified and certain modifications were made to the financial covenants and negative covenant provisions under the Credit Agreement.

The term of the Revolving Credit Facility is four years. Amounts may be borrowed under the Revolving Credit Facility to finance working capital and general corporate purposes of the Company and its subsidiaries, including the payment of fees and expenses incurred in connection with the Revolving Credit Facility. The obligations under the Revolving Credit Facility will be secured by substantially all of the assets of the Company and its domestic subsidiaries, including the land, mineral rights and infrastructure at the Kensington and Rochester mines, as well as a pledge of the shares of certain of the Company's subsidiaries.

Borrowings under the Revolving Credit Facility, as amended by the Amendment, bear interest at a rate selected by the Borrowers equal to either LIBOR plus a margin of 2.25% to 4.00% or an alternate base rate plus a margin of 1.25% to 3.00%, with the margin determined by reference to the Company's ratio of consolidated debt to adjusted EBITDA.

Voluntary prepayments of the loans and voluntary reductions of the unutilized portion of the commitments under the Revolving Credit Facility are permitted without prepayment premium or penalty, subject to payment of customary LIBOR breakage costs. Amounts so repaid may be re-borrowed subject to customary requirements.

The Revolving Credit Facility, as amended by the Amendment, contains representations and warranties, events of default and affirmative and negative covenants that are usual and customary, including covenants that, among other things, restrict the ability of the Company and its subsidiaries to incur additional debt, incur or permit liens on assets, make investments and acquisitions, consolidate or merge with any other company, engage in asset sales and make dividends and distributions and share repurchases. The Revolving Credit Facility, as amended by the Amendment, also contains financial covenants that require (i) the ratio of consolidated debt to adjusted EBITDA to be not greater than 3.25 to 1.00 for the quarter ended December 31, 2013 and not greater than 4.75 to 1.00 for any fiscal quarter ending after October 1, 2015 (for quarters ending between January 1, 2014 to September 30, 2015, the ratio of consolidated debt to adjusted EBITDA will not be tested), (ii) the ratio of adjusted EBITDA to interest expense to be not less than 3.00 to 1.00 for fiscal quarters ending between October 1, 2013 and June 30, 2014, after which the ratio may not be less than (a) 2.75 to 1.00 for the quarter ending September 30, 2014, (b) 1.50 to 1.00 for the quarters ended December 31, 2014 and March 31, 2015, (c) 2.00 to 1.00 for the quarter ending June 30, 2015, (d) 2.75 to 1.00 for the quarters ending September 30, 2015 and December 31, 2015 and (e) 3.00 to 1.00 for any quarter ending after January 1, 2016, (iii) the tangible net worth to be not less than the greater of (a) \$900 million and (b)(1) for quarters ending between October 1, 2013 and September 30, 2014, 85% of our tangible net worth as of the fiscal year ending December 31, 2013 and (2) for quarters ending thereafter, 85% of the tangible net worth as of December 31 of the previous fiscal year plus 25% of net income, if positive, for the period after December 31 of such previous fiscal year to the date of measurement, or minus any net losses with limits of \$50 million on any net losses in any fiscal year, (iv) minimum adjusted EBITDA to be at least \$100 million for the most recently ended four fiscal quarter period for quarters ending between January 1, 2014 and September 30, 2014, after which minimum adjusted EBITDA must be at least (a) \$50 million for the fiscal quarters ending December 31, 2014 and March 31, 2015, (b) \$75 million for the fiscal quarter ending June 30, 2015, (c) \$100 million for the fiscal quarters ending September 30, 2015 and December 31, 2015 and (d) \$110 million for any fiscal quarter after January 1, 2016, (v) the ratio of consolidated secured debt to adjusted EBITDA, tested quarterly, to be not greater than 1.25 to 1.00, and (vi) the minimum cash balance, tested quarterly, to be not less than \$50 million. The Amendment further restricted the Company's ability to pay dividends and make share repurchases for so long as the ratio of consolidated debt to adjusted EBITDA is greater than 3.00 to 1.00.

The Company was in compliance with all covenants under the Revolving Credit Facility as of December 31, 2013. As of December 31, 2013, no amounts were outstanding under the Revolving Credit Facility.

Lines of Credit

At December 31, 2013, Manquiri had two outstanding lines of credit supporting value added tax recoveries in Bolivia. The lines are held with Banco Bisa, \$7.0 million bearing interest at 2.75% per annum, and Banco de Crédito, \$4.0 million bearing interest at 2.5% per annum. There was no balance outstanding on the two lines of credit at December 31, 2013 and December 31, 2012, respectively.

Kensington Term Facility

On August 16, 2012, Coeur Alaska repaid all obligations and indebtedness outstanding under the Coeur Alaska, Inc. Term Facility Agreement, as amended and restated on December 20, 2010, with Credit Suisse AG (the "Kensington Term Facility"), which totaled approximately \$68.6 million and resulted in a \$1.0 million loss on the debt extinguishment in 2012. Upon payment in full, the Kensington Term Facility was terminated and all of the liens granted under the Kensington Term Facility were released.

As a condition to the Kensington Term Facility with Credit Suisse, the Company agreed to enter into a gold hedging program which protects a minimum of 243,750 ounces of gold production over the life of the term facility against the risk associated with fluctuations in the market price of gold. This program consists of a series of zero cost collars which consist of a floor price and a ceiling price of gold. Coeur Alaska has transferred these hedge positions to Wells Fargo Bank, N.A., as hedge provider. Call options protecting 97,000 ounces of gold were outstanding at December 31, 2012. The weighted average strike price of the call options was \$1,968. Put options protecting 122,000 ounces of gold were outstanding at December 31, 2012. The weighted average strike price of the put options was \$968. During the year ended December 31, 2013, the Company unwound the gold hedging program.

Palmarejo Gold Production Royalty Obligation

On January 21, 2009, Coeur Mexicana entered into a gold production royalty transaction with Franco-Nevada Corporation under which Franco-Nevada purchased a royalty covering 50% of the life of mine gold to be produced from its Palmarejo silver and gold mine in Mexico.

The royalty agreement provides for a minimum obligation to be paid monthly on a total of 400,000 ounces of gold, or 4,167 ounces per month over an initial eight year period. Each monthly payment is an amount equal to the greater of 4,167 ounces of gold or 50% of actual gold production multiplied by the excess of the monthly average market price of gold above \$400 per ounce, subject to a 1% annual inflation compounding adjustment commencing January 21, 2013. As of December 31, 2013, payments had been made on a total of 259,069 ounces of gold with further payments to be made on an additional 140,931 ounces of gold. After payments have been made on a total of 400,000 ounces of gold, the royalty obligation is payable in the amount of 50% of actual gold production per month multiplied by the excess of the monthly average market price of gold above \$400 per ounce, adjusted as described above. Payments under the royalty agreement are to be made in cash or gold bullion. During the years ended December 31, 2013 and 2012, the Company paid \$57.0 million and \$74.7 million, respectively, in royalty payments to Franco-Nevada Corporation. Payments made during the minimum obligation period will result in a reduction to the remaining minimum obligation. Payments made beyond the minimum obligation period will be recognized in operating expenses.

The Company used an implicit interest rate of 30.0% to discount the original obligation, based on the fair value of the consideration received projected over the expected future cash flows at inception of the obligation. The discounted obligation is accreted to its expected future value over the expected minimum payment period based on the implicit interest rate. The Company recognized accretion expense for the years ended December 31, 2013, 2012, and 2011 of \$17.6 million, \$19.1 million, and \$22.2 million respectively. As of December 31, 2013 and 2012, the remaining minimum obligation under the royalty agreement was \$51.2 million and \$61.9 million, respectively.

Coeur Mining, Inc. and Subsidiaries
Notes to Consolidated Financial Statements

Interest Expense

Interest expense is made up of the following (in thousands):

| | Years Ended December 31, | | |
|--------------------------------------------------------------|--------------------------|------------------|------------------|
| | 2013 | 2012 | 2011 |
| | (in thousands) | | |
| 3.25% Convertible Senior Notes due 2028 | \$ 466 | \$ 1,581 | \$ 1,581 |
| 7.875 % Senior Notes due 2021 | 21,853 | — | — |
| Revolving Credit Facility | 612 | 213 | — |
| 1.25% Convertible Senior Notes due 2024 (terminated in 2011) | — | — | 1 |
| Senior Term Notes (terminated in 2011) | — | — | 1,381 |
| Kensington Term Facility (terminated in 2012) | — | 2,339 | 4,383 |
| Capital lease obligations | 415 | 997 | 1,620 |
| Other debt obligations | 291 | 881 | 1,379 |
| Accretion of Franco Nevada royalty obligation | 17,641 | 19,139 | 22,230 |
| Amortization of debt issuance costs | 2,143 | 1,146 | 2,050 |
| Accretion of debt discount | 576 | 2,536 | 2,324 |
| Capitalized interest | (2,694) | (2,663) | (2,175) |
| Total interest expense, net of capitalized interest | <u>\$ 41,303</u> | <u>\$ 26,169</u> | <u>\$ 34,774</u> |

NOTE 19 - SUPPLEMENTAL GUARANTOR INFORMATION

The following Condensed Consolidating Financial Statements are presented to satisfy disclosure requirements of Rule 3-10 of Regulation S-X resulting from the guarantees by Coeur Alaska, Inc., Coeur Explorations, Inc., Coeur Rochester, Inc., Coeur South America Corp., and Coeur Capital Inc. (collectively, the “Subsidiary Guarantors”) of the \$300 million aggregate principal amount of 7.875% senior notes issued by Coeur on January 29, 2013. The following schedules present Condensed Consolidating Financial Statements of (a) Coeur, the parent company; (b) the Subsidiary Guarantors; and (c) certain wholly owned domestic and foreign subsidiaries of the Company (collectively, the “Non-Guarantor Subsidiaries”). Each of the Subsidiary Guarantors is 100% owned by Coeur, the guarantees are full and unconditional and no other subsidiary of Coeur guaranteed any security issued under the Registration Statement. There are no restrictions on the ability of Coeur to obtain funds from its subsidiaries by dividend or loan.

Coeur Mining, Inc. and Subsidiaries
Notes to Consolidated Financial Statements

CONSOLIDATING STATEMENT OF COMPREHENSIVE INCOME (LOSS)
YEAR ENDED DECEMBER 31, 2013

| | Coeur Mining, Inc. | Guarantor Subsidiaries | Non- Guarantor Subsidiaries | Eliminations | Consolidated |
|---------------------------------------------------------------------------------|-----------------------|---------------------------|-----------------------------------|-------------------|---------------------|
| Sales of metal | \$ — | \$ 268,023 | \$ 477,971 | \$ — | \$ 745,994 |
| Production costs applicable to sales | — | (182,444) | (281,219) | — | (463,663) |
| Depreciation, depletion and amortization | (1,066) | (73,802) | (158,011) | — | (232,879) |
| Gross profit | (1,066) | 11,777 | 38,741 | — | 49,452 |
| COSTS AND EXPENSES | | | | | |
| General and administrative | 50,213 | 3,245 | 1,885 | — | 55,343 |
| Exploration | 1,602 | 8,920 | 11,838 | — | 22,360 |
| Litigation settlement | — | 32,046 | — | — | 32,046 |
| Write-downs | — | 130,694 | 642,299 | — | 772,993 |
| Pre-development, care, maintenance and other | — | 946 | 10,923 | — | 11,869 |
| Total costs and expenses | 51,815 | 175,851 | 666,945 | — | 894,611 |
| OPERATING LOSS | (52,881) | (164,074) | (628,204) | — | (845,159) |
| OTHER INCOME AND EXPENSE | | | | | |
| Fair value adjustments, net | (1,346) | 7,896 | 76,218 | — | 82,768 |
| Other than temporary impairment of marketable securities | (18,097) | (211) | — | — | (18,308) |
| Interest income and other, net | 13,408 | (1,539) | 4,602 | (3,148) | 13,323 |
| Interest expense, net of capitalized interest | (25,652) | (445) | (18,354) | 3,148 | (41,303) |
| Total other income and expense, net | (31,687) | 5,701 | 62,466 | — | 36,480 |
| Loss before income taxes | (84,568) | (158,373) | (565,738) | — | (808,679) |
| Income tax benefit | 78,332 | (155) | 79,939 | — | 158,116 |
| Total loss after taxes | (6,236) | (158,528) | (485,799) | — | (650,563) |
| Equity income (loss) in consolidated subsidiaries | (644,327) | (68) | — | 644,395 | — |
| NET INCOME (LOSS) | <u>\$ (650,563)</u> | <u>\$ (158,596)</u> | <u>\$ (485,799)</u> | <u>\$ 644,395</u> | <u>\$ (650,563)</u> |
| OTHER COMPREHENSIVE INCOME (LOSS), net of tax: | | | | | |
| Unrealized gain (loss) on available for sale securities | (8,489) | (552) | — | 552 | (8,489) |
| Reclassification adjustments for losses included in net income | 11,221 | 211 | — | (211) | 11,221 |
| Reclassification adjustments for realized loss on sale of marketable securities | 83 | — | — | — | 83 |
| Other comprehensive income (loss) | 2,815 | (341) | — | 341 | 2,815 |
| COMPREHENSIVE INCOME (LOSS) | <u>\$ (647,748)</u> | <u>\$ (158,937)</u> | <u>\$ (485,799)</u> | <u>\$ 644,736</u> | <u>\$ (647,748)</u> |

Coeur Mining, Inc. and Subsidiaries
Notes to Consolidated Financial Statements

CONSOLIDATING STATEMENT OF COMPREHENSIVE INCOME (LOSS)
YEAR ENDED DECEMBER 31, 2012

| | Coeur Mining, Inc. | Guarantor Subsidiaries | Non- Guarantor Subsidiaries | Eliminations | Consolidated |
|----------------------------------------------------------------|-----------------------|---------------------------|-----------------------------------|--------------------|------------------|
| Sales of metal | \$ — | \$ 243,380 | \$ 652,112 | \$ — | \$ 895,492 |
| Production costs applicable to sales | — | (159,151) | (295,411) | — | (454,562) |
| Depreciation, depletion and amortization | (521) | (49,750) | (168,586) | — | (218,857) |
| Gross profit | (521) | 34,479 | 188,115 | — | 222,073 |
| COSTS AND EXPENSES | | | | | |
| General and administrative | 30,699 | 1,101 | 1,177 | — | 32,977 |
| Exploration | 1,946 | 7,930 | 16,394 | — | 26,270 |
| Write-downs | — | — | 5,825 | — | 5,825 |
| Pre-development, care, maintenance and other | — | (362) | 1,623 | — | 1,261 |
| Total costs and expenses | 32,645 | 8,669 | 25,019 | — | 66,333 |
| OPERATING INCOME (LOSS) | (33,166) | 25,810 | 163,096 | — | 155,740 |
| OTHER INCOME AND EXPENSE | | | | | |
| Loss on debt extinguishments | — | (1,036) | — | — | (1,036) |
| Fair value adjustments, net | 3,477 | 4,089 | (31,053) | — | (23,487) |
| Other than temporary impairment of marketable securities | (605) | — | — | — | (605) |
| Interest income and other, net | 5,744 | 859 | 13,071 | (4,633) | 15,041 |
| Interest expense, net of capitalized interest | (4,158) | (2,997) | (23,647) | 4,633 | (26,169) |
| Total other income and expense, net | 4,458 | 915 | (41,629) | — | (36,256) |
| Income (loss) before income taxes | (28,708) | 26,725 | 121,467 | — | 119,484 |
| Income tax provision | (3,844) | (2,930) | (64,033) | — | (70,807) |
| Total income (loss) after taxes | (32,552) | 23,795 | 57,434 | — | 48,677 |
| Equity income (loss) in consolidated subsidiaries | 81,229 | — | — | (81,229) | — |
| NET INCOME (LOSS) | <u>\$ 48,677</u> | <u>\$ 23,795</u> | <u>\$ 57,434</u> | <u>\$ (81,229)</u> | <u>\$ 48,677</u> |
| OTHER COMPREHENSIVE INCOME (LOSS), net of tax: | | | | | |
| Unrealized loss on available for sale securities | (3,351) | — | — | — | (3,351) |
| Reclassification adjustments for losses included in net income | 605 | — | — | — | 605 |
| Other comprehensive loss | (2,746) | — | — | — | (2,746) |
| COMPREHENSIVE INCOME (LOSS) | <u>\$ 45,931</u> | <u>\$ 23,795</u> | <u>\$ 57,434</u> | <u>\$ (81,229)</u> | <u>\$ 45,931</u> |

Coeur Mining, Inc. and Subsidiaries
Notes to Consolidated Financial Statements

CONSOLIDATING STATEMENT OF COMPREHENSIVE INCOME (LOSS)
YEAR ENDED DECEMBER 31, 2011

| | <u>Coeur Mining, Inc.</u> | <u>Guarantor Subsidiaries</u> | <u>Non- Guarantor Subsidiaries</u> | <u>Eliminations</u> | <u>Consolidated</u> |
|----------------------------------------------------------------|-------------------------------|-----------------------------------|--------------------------------------------|---------------------|---------------------|
| Sales of metal | \$ — | \$ 208,517 | \$ 812,683 | \$ — | \$ 1,021,200 |
| Production costs applicable to sales | — | (129,520) | (290,027) | — | (419,547) |
| Depreciation, depletion and amortization | (450) | (38,670) | (185,380) | — | (224,500) |
| Gross profit | (450) | 40,327 | 337,276 | — | 377,153 |
| COSTS AND EXPENSES | | | | | |
| General and administrative | 28,407 | 937 | 2,035 | — | 31,379 |
| Exploration | 1,504 | 3,754 | 13,870 | — | 19,128 |
| Pre-development, care, maintenance and other | — | 19,311 | 130 | — | 19,441 |
| Total costs and expenses | 29,911 | 24,002 | 16,035 | — | 69,948 |
| OPERATING INCOME (LOSS) | (30,361) | 16,325 | 321,241 | — | 307,205 |
| OTHER INCOME AND EXPENSE | | | | | |
| Loss on debt extinguishments | (5,526) | — | — | — | (5,526) |
| Fair value adjustments, net | (3,566) | (8,438) | (40,046) | — | (52,050) |
| Interest income and other, net | 8,871 | 1,170 | (7,372) | (9,279) | (6,610) |
| Interest expense, net of capitalized interest | (6,328) | (4,910) | (32,815) | 9,279 | (34,774) |
| Total other income and expense, net | (6,549) | (12,178) | (80,233) | — | (98,960) |
| Income (loss) before income taxes | (36,910) | 4,147 | 241,008 | — | 208,245 |
| Income tax provision | (20,904) | (440) | (93,402) | — | (114,746) |
| Total income (loss) after taxes | (57,814) | 3,707 | 147,606 | — | 93,499 |
| Equity income (loss) in consolidated subsidiaries | 151,313 | — | — | (151,313) | — |
| NET INCOME (LOSS) | <u>\$ 93,499</u> | <u>\$ 3,707</u> | <u>\$ 147,606</u> | <u>\$ (151,313)</u> | <u>\$ 93,499</u> |
| OTHER COMPREHENSIVE INCOME (LOSS) net of tax: | | | | | |
| Unrealized loss on available for sale securities | (4,975) | — | — | — | (4,975) |
| Reclassification adjustments for losses included in net income | — | — | — | — | — |
| Other comprehensive loss | (4,975) | — | — | — | (4,975) |
| COMPREHENSIVE INCOME (LOSS) | <u>\$ 88,524</u> | <u>\$ 3,707</u> | <u>\$ 147,606</u> | <u>\$ (151,313)</u> | <u>\$ 88,524</u> |

Coeur Mining, Inc. and Subsidiaries
Notes to Consolidated Financial Statements

CONSOLIDATING STATEMENT OF CASH FLOWS
YEAR ENDED DECEMBER 31, 2013

| | Coeur Mining, Inc. | Guarantor Subsidiaries | Non- Guarantor Subsidiaries | Eliminations | Consolidated |
|------------------------------------------------------------------|-----------------------|---------------------------|-----------------------------------|------------------|-------------------|
| CASH FLOWS FROM OPERATING ACTIVITIES: | | | | | |
| Cash provided by operating activities | \$ (701,653) | \$ 17,456 | \$ 151,491 | \$ 646,173 | 113,467 |
| CASH FLOWS FROM INVESTING ACTIVITIES | | | | | |
| Purchase of short term investments and marketable securities | (2,921) | (66) | (5,065) | — | (8,052) |
| Proceeds from sales and maturities of short term investments | 29,274 | 75 | 5,447 | — | 34,796 |
| Capital expenditures | (3,573) | (50,810) | (46,430) | — | (100,813) |
| Acquisitions | (113,214) | (3,684) | — | — | (116,898) |
| Other | 3,266 | 444 | 768 | — | 4,478 |
| Investments in consolidated subsidiaries | 642,617 | 68 | 3,488 | (646,173) | — |
| CASH PROVIDED BY (USED IN) INVESTING ACTIVITIES | 555,449 | (53,973) | (41,792) | (646,173) | (186,489) |
| CASH FLOWS FROM FINANCING ACTIVITIES: | | | | | |
| Proceeds from issuance of notes and bank borrowings | 300,000 | — | — | — | 300,000 |
| Payments on long-term debt, capital leases, and associated costs | (52,568) | (3,171) | (4,889) | — | (60,628) |
| Payments on gold production royalty | — | — | (57,034) | — | (57,034) |
| Share repurchases | (27,552) | — | — | — | (27,552) |
| Net intercompany borrowings (lending) | (22,874) | 40,279 | (17,405) | — | — |
| Other | (514) | — | — | — | (514) |
| CASH PROVIDED BY (USED IN) FINANCING ACTIVITIES | 196,492 | 37,108 | (79,328) | — | 154,272 |
| NET CHANGE IN CASH AND CASH EQUIVALENTS | 50,288 | 591 | 30,371 | — | 81,250 |
| Cash and cash equivalents at beginning of period | 86,788 | 400 | 38,252 | — | 125,440 |
| Cash and cash equivalents at end of period | <u>\$ 137,076</u> | <u>\$ 991</u> | <u>\$ 68,623</u> | <u>\$ —</u> | <u>\$ 206,690</u> |

Coeur Mining, Inc. and Subsidiaries
Notes to Consolidated Financial Statements

CONSOLIDATING STATEMENT OF CASH FLOWS
YEAR ENDED DECEMBER 31, 2012

| | Coeur Mining, Inc. | Guarantor Subsidiaries | Non- Guarantor Subsidiaries | Eliminations | Consolidated |
|------------------------------------------------------------------------------|-----------------------|---------------------------|-----------------------------------|---------------|-------------------|
| CASH FLOWS FROM OPERATING ACTIVITIES: | | | | | |
| Cash provided by operating activities | \$ 58,754 | \$ 37,426 | \$ 256,683 | \$ (81,229) | \$ 271,634 |
| CASH FLOWS FROM INVESTING ACTIVITIES | | | | | |
| Purchase of short term investments and marketable securities | (12,913) | (46) | — | — | (12,959) |
| Proceeds from sales and maturities of short term investments | 21,590 | 45 | 60 | — | 21,695 |
| Capital expenditures | (1,531) | (48,788) | (65,322) | — | (115,641) |
| Acquisition of Joaquin mineral rights | (29,338) | — | 41 | — | (29,297) |
| Other | 3,538 | 130 | (581) | — | 3,087 |
| Investments in consolidated subsidiaries | (81,229) | — | — | 81,229 | — |
| CASH PROVIDED BY (USED IN) INVESTING ACTIVITIES | (99,883) | (48,659) | (65,802) | 81,229 | (133,115) |
| CASH FLOWS FROM FINANCING ACTIVITIES: | | | | | |
| Payments on long-term debt, capital leases, and associated costs | (4,005) | (79,839) | (13,326) | — | (97,170) |
| Payments on gold production royalty | — | — | (74,734) | — | (74,734) |
| Reductions of restricted assets associated with the Kensington Term Facility | — | 4,645 | — | — | 4,645 |
| Share repurchases | (19,971) | — | — | — | (19,971) |
| Net intercompany borrowings (lending) | 67,082 | 86,394 | (153,476) | — | — |
| Other | (861) | — | — | — | (861) |
| CASH PROVIDED BY (USED IN) FINANCING ACTIVITIES | 42,245 | 11,200 | (241,536) | — | (188,091) |
| NET CHANGE IN CASH AND CASH EQUIVALENTS | 1,116 | (33) | (50,655) | — | (49,572) |
| Cash and cash equivalents at beginning of period | 85,672 | 433 | 88,907 | — | 175,012 |
| Cash and cash equivalents at end of period | <u>\$ 86,788</u> | <u>\$ 400</u> | <u>\$ 38,252</u> | <u>\$ —</u> | <u>\$ 125,440</u> |

Coeur Mining, Inc. and Subsidiaries
Notes to Consolidated Financial Statements

CONSOLIDATING STATEMENT OF CASH FLOWS
YEAR ENDED DECEMBER 31, 2011

| | Coeur Mining, Inc. | Guarantor Subsidiaries | Non- Guarantor Subsidiaries | Eliminations | Consolidated |
|------------------------------------------------------------------|-----------------------|---------------------------|-----------------------------------|----------------|-------------------|
| CASH FLOWS FROM OPERATING ACTIVITIES: | | | | | |
| Cash provided by operating activities | \$ 132,318 | \$ 38,152 | \$ 397,016 | \$ (151,313) | \$ 416,173 |
| CASH FLOWS FROM INVESTING ACTIVITIES | | | | | |
| Purchase of short term investments and marketable securities | (49,321) | (60) | (120) | — | (49,501) |
| Proceeds from sales and maturities of short term investments | 6,138 | 48 | 60 | — | 6,246 |
| Capital expenditures | (567) | (61,288) | (58,133) | — | (119,988) |
| Other | 1,216 | 903 | 163 | — | 2,282 |
| Investments in consolidated subsidiaries | (151,313) | — | — | 151,313 | — |
| CASH PROVIDED BY (USED IN) INVESTING ACTIVITIES | (193,847) | (60,397) | (58,030) | 151,313 | (160,961) |
| CASH FLOWS FROM FINANCING ACTIVITIES: | | | | | |
| Proceeds from issuance of notes and bank borrowings | — | 27,500 | — | — | 27,500 |
| Payments on long-term debt, capital leases, and associated costs | (37,983) | (30,493) | (17,043) | — | (85,519) |
| Additions to funds held financing | — | (1,326) | — | — | (1,326) |
| Payments on gold production royalty | — | — | (73,191) | — | (73,191) |
| Payments on gold lease facility | (13,800) | — | — | — | (13,800) |
| Net intercompany borrowings (lending) | 163,224 | 26,239 | (189,463) | — | — |
| Other | 18 | — | — | — | 18 |
| CASH PROVIDED BY (USED IN) FINANCING ACTIVITIES | 111,459 | 21,920 | (279,697) | — | (146,318) |
| NET CHANGE IN CASH AND CASH EQUIVALENTS | 49,930 | (325) | 59,289 | — | 108,894 |
| Cash and cash equivalents at beginning of period | 35,742 | 758 | 29,618 | — | 66,118 |
| Cash and cash equivalents at end of period | <u>\$ 85,672</u> | <u>\$ 433</u> | <u>\$ 88,907</u> | <u>\$ —</u> | <u>\$ 175,012</u> |

Coeur Mining, Inc. and Subsidiaries
Notes to Consolidated Financial Statements

**CONSOLIDATING BALANCE SHEET
DECEMBER 31, 2013**

| | Coeur Mining, Inc. | Guarantor Subsidiaries | Non- Guarantor Subsidiaries | Eliminations | Consolidated |
|---------------------------------------------------|----------------------------|---------------------------|-----------------------------------|------------------------------|----------------------------|
| ASSETS | | | | | |
| CURRENT ASSETS | | | | | |
| Cash and cash equivalents | \$ 137,076 | \$ 991 | \$ 68,623 | \$ — | \$ 206,690 |
| Investments | — | — | — | — | — |
| Receivables | 530 | 19,982 | 60,562 | — | 81,074 |
| Ore on leach pad | — | 50,495 | — | — | 50,495 |
| Metal and other inventory | — | 35,290 | 96,733 | — | 132,023 |
| Deferred tax assets | — | — | 35,008 | — | 35,008 |
| Prepaid expenses and other | 4,128 | 5,282 | 16,530 | — | 25,940 |
| | <u>141,734</u> | <u>112,040</u> | <u>277,456</u> | <u>—</u> | <u>531,230</u> |
| NON-CURRENT ASSETS | | | | | |
| Property, plant and equipment, net | 5,980 | 143,118 | 337,175 | — | 486,273 |
| Mining properties, net | — | 235,537 | 1,515,964 | — | 1,751,501 |
| Ore on leach pad | — | 31,528 | — | — | 31,528 |
| Restricted assets | 830 | 50 | 6,134 | — | 7,014 |
| Marketable securities | — | 14,521 | — | — | 14,521 |
| Receivables | — | — | 36,574 | — | 36,574 |
| Debt issuance costs, net | 10,812 | — | — | — | 10,812 |
| Deferred tax assets | 955 | — | 234 | — | 1,189 |
| Net investment in subsidiaries | 1,242,480 | 46,215 | 1,578,799 | (2,867,494) | — |
| Other | 53,858 | 14,616 | 320,425 | (373,563) | 15,336 |
| TOTAL ASSETS | <u><u>\$ 1,456,649</u></u> | <u><u>\$ 597,625</u></u> | <u><u>\$ 4,072,761</u></u> | <u><u>\$ (3,241,057)</u></u> | <u><u>\$ 2,885,978</u></u> |
| LIABILITIES AND STOCKHOLDERS' EQUITY | | | | | |
| CURRENT LIABILITIES | | | | | |
| Accounts payable | \$ 1,963 | \$ 15,864 | \$ 36,020 | \$ — | \$ 53,847 |
| Accrued liabilities and other | 1,545 | 950 | 4,348 | — | 6,843 |
| Accrued income taxes | 34 | — | 3,085 | — | 3,119 |
| Accrued payroll and related benefits | 5,152 | 7,062 | 6,115 | — | 18,329 |
| Accrued interest payable | 9,962 | 4 | 1,063 | (1,054) | 9,975 |
| Debt and capital leases | — | 1,262 | 309,472 | (308,229) | 2,505 |
| Royalty obligations | — | 3,934 | 44,085 | — | 48,019 |
| Reclamation and mine closure | — | — | 794 | 119 | 913 |
| Deferred tax liabilities | — | — | 1,011 | — | 1,011 |
| | <u>18,656</u> | <u>29,076</u> | <u>405,993</u> | <u>(309,164)</u> | <u>144,561</u> |
| NON-CURRENT LIABILITIES | | | | | |
| Debt and capital leases | 305,335 | 255 | 64,820 | (64,280) | 306,130 |
| Royalty obligations | — | 17,696 | 47,446 | — | 65,142 |
| Reclamation and mine closure | — | 45,894 | 11,740 | (119) | 57,515 |
| Deferred tax liabilities | 37,095 | 1,618 | 517,533 | — | 556,246 |
| Other long-term liabilities | 2,467 | 544 | 22,806 | — | 25,817 |
| Intercompany payable (receivable) | (637,471) | 427,085 | 210,386 | — | — |
| | <u>(292,574)</u> | <u>493,092</u> | <u>874,731</u> | <u>(64,399)</u> | <u>1,010,850</u> |
| STOCKHOLDERS' EQUITY | | | | | |
| Common stock | 1,028 | 250 | 122,666 | (122,916) | 1,028 |
| Additional paid-in capital | 2,781,164 | 79,712 | 3,258,037 | (3,337,749) | 2,781,164 |
| Accumulated deficit | (1,046,719) | 401 | (588,666) | 588,265 | (1,046,719) |
| Accumulated other comprehensive loss | (4,906) | (4,906) | — | 4,906 | (4,906) |
| | <u>1,730,567</u> | <u>75,457</u> | <u>2,792,037</u> | <u>(2,867,494)</u> | <u>1,730,567</u> |
| TOTAL LIABILITIES AND STOCKHOLDERS' EQUITY | <u><u>\$ 1,456,649</u></u> | <u><u>\$ 597,625</u></u> | <u><u>\$ 4,072,761</u></u> | <u><u>\$ (3,241,057)</u></u> | <u><u>\$ 2,885,978</u></u> |

Coeur Mining, Inc. and Subsidiaries
Notes to Consolidated Financial Statements

**CONSOLIDATING BALANCE SHEET
DECEMBER 31, 2012**

| | Coeur Mining, Inc. | Guarantor Subsidiaries | Non- Guarantor Subsidiaries | Eliminations | Consolidated |
|---------------------------------------------------|-------------------------------|-----------------------------------|--------------------------------------------|------------------------------|----------------------------|
| ASSETS | | | | | |
| CURRENT ASSETS | | | | | |
| Cash and cash equivalents | \$ 86,788 | \$ 400 | \$ 38,252 | \$ — | \$ 125,440 |
| Investments | 999 | — | — | — | 999 |
| Receivables | 8,520 | 7,643 | 46,275 | — | 62,438 |
| Ore on leach pad | — | 22,991 | — | — | 22,991 |
| Metal and other inventory | — | 45,906 | 124,764 | — | 170,670 |
| Deferred tax assets | — | — | 2,458 | — | 2,458 |
| Prepaid expenses and other | 3,395 | 5,947 | 11,844 | — | 21,186 |
| | <u>99,702</u> | <u>82,887</u> | <u>223,593</u> | <u>—</u> | <u>406,182</u> |
| NON-CURRENT ASSETS | | | | | |
| Property, plant and equipment, net | 4,183 | 208,857 | 470,820 | — | 683,860 |
| Mining properties, net | — | 301,506 | 1,690,445 | — | 1,991,951 |
| Ore on leach pad | — | 21,356 | — | — | 21,356 |
| Restricted assets | 18,922 | 60 | 5,988 | — | 24,970 |
| Marketable securities | 27,065 | — | — | — | 27,065 |
| Receivables | — | — | 48,767 | — | 48,767 |
| Debt issuance costs, net | 3,713 | — | — | — | 3,713 |
| Deferred tax assets | 955 | — | — | — | 955 |
| Net investment in subsidiaries | 1,553,434 | — | 1,285,862 | (2,839,296) | — |
| Other | 39,120 | 12,360 | 318,330 | (357,228) | 12,582 |
| TOTAL ASSETS | <u><u>\$ 1,747,094</u></u> | <u><u>\$ 627,026</u></u> | <u><u>\$ 4,043,805</u></u> | <u><u>\$ (3,196,524)</u></u> | <u><u>\$ 3,221,401</u></u> |
| LIABILITIES AND STOCKHOLDERS' EQUITY | | | | | |
| CURRENT LIABILITIES | | | | | |
| Accounts payable | \$ 2,954 | \$ 17,211 | \$ 37,317 | \$ — | \$ 57,482 |
| Accrued liabilities and other | 1,418 | 4,014 | 4,570 | — | 10,002 |
| Accrued income taxes | 257 | — | 26,851 | — | 27,108 |
| Accrued payroll and related benefits | 7,477 | 8,158 | 5,671 | — | 21,306 |
| Accrued interest payable | 463 | 5 | 1,002 | (992) | 478 |
| Debt and capital leases | 48,081 | 3,013 | 309,539 | (304,650) | 55,983 |
| Royalty obligations | — | — | 65,104 | — | 65,104 |
| Reclamation and mine closure | — | — | 1,445 | (777) | 668 |
| Deferred tax liabilities | — | — | 121 | — | 121 |
| | <u>60,650</u> | <u>32,401</u> | <u>451,620</u> | <u>(306,419)</u> | <u>238,252</u> |
| NON-CURRENT LIABILITIES | | | | | |
| Debt and capital leases | — | 1,675 | 53,367 | (51,582) | 3,460 |
| Royalty obligations | — | — | 141,879 | — | 141,879 |
| Reclamation and mine closure | — | 23,149 | 10,744 | 777 | 34,670 |
| Deferred tax liabilities | 115,425 | — | 462,063 | — | 577,488 |
| Other long-term liabilities | 955 | 8,086 | 18,331 | — | 27,372 |
| Intercompany payable (receivable) | (628,216) | 390,480 | 237,736 | — | — |
| | <u>(511,836)</u> | <u>423,390</u> | <u>924,120</u> | <u>(50,805)</u> | <u>784,869</u> |
| STOCKHOLDERS' EQUITY | | | | | |
| Common stock | 903 | 350 | 22,760 | (23,110) | 903 |
| Additional paid-in capital | 2,601,254 | 107,734 | 2,748,173 | (2,855,907) | 2,601,254 |
| Accumulated deficit | (396,156) | 63,151 | (102,868) | 39,717 | (396,156) |
| Accumulated other comprehensive loss | (7,721) | — | — | — | (7,721) |
| | <u>2,198,280</u> | <u>171,235</u> | <u>2,668,065</u> | <u>(2,839,300)</u> | <u>2,198,280</u> |
| TOTAL LIABILITIES AND STOCKHOLDERS' EQUITY | <u><u>\$ 1,747,094</u></u> | <u><u>\$ 627,026</u></u> | <u><u>\$ 4,043,805</u></u> | <u><u>\$ (3,196,524)</u></u> | <u><u>\$ 3,221,401</u></u> |

NOTE 20 – COMMITMENTS AND CONTINGENCIES

Labor Union Contracts

The Company maintains a labor agreement in South America with Sindicato de Trabajadores Mineros de la Empresa Minera Manquiri S.A. at the San Bartolomé mine in Bolivia. The San Bartolomé mine labor agreement, which became effective January 28, 2010, does not have a fixed term and is in effect for 2014. As of December 31, 2013, approximately 10.4% of the Company's worldwide labor force was covered by collective bargaining agreements. We cannot predict whether this agreement will be renewed on similar terms or at all, whether future labor disruptions will occur or, if disruptions do occur, how long they will last.

Kensington Production Royalty

On July 7, 1995, Coeur, through its wholly owned subsidiary, Coeur Alaska, Inc., acquired the 50% ownership interest of Echo Bay Exploration Inc., or Echo Bay, giving Coeur 100% ownership of the Kensington property. Coeur Alaska is obligated to pay Echo Bay, a subsidiary of Kinross Gold Corporation, a scaled net smelter return royalty on 1.0 million ounces of future gold production after Coeur Alaska recoups the \$32.5 million purchase price and its construction and development expenditures incurred after July 7, 1995 in connection with placing the property into commercial production. The royalty ranges from 1% at gold prices of \$400 per ounce to a maximum of 2.5% at gold prices above \$475 per ounce, with the royalty to be capped at 1.0 million ounces of production. No royalty has been paid to date.

Rochester Production Royalties

The Company acquired the Rochester property from ASARCO, a subsidiary of Grupo Mexico SA de CV, in 1983. The Company is obligated to pay a net smelter royalty interest to ASARCO when the market price of silver equals or exceeds \$23.60 per ounce up to a maximum rate of 5% with the condition that Rochester achieves positive cash flow for the applicable year. If cash flow at Rochester is negative in any calendar year, the maximum royalty payable is \$250,000. Royalty (income) expense was (\$1.5) million, \$3.5 million, and \$2.2 million for the years ended December 31, 2013, 2012, and 2011, respectively.

Commencing January 1, 2014, Coeur Rochester is obligated to pay a 3.4% net smelter returns royalty on up to 39.4 million silver equivalent ounces produced and sold from a portion of the Rochester mine, payable in cash on a quarterly basis. For each calendar quarter, the royalty will be payable on the actual sales prices received at the time of sale (exclusive of gains or losses associated with trading activities), less refining costs, of gold and silver produced and sold from the applicable portions of the Rochester mine. Payments on the royalty obligation will occur quarterly reducing the carrying amount of the royalty liability and changes in silver and gold prices will result in the recognition of mark-to-market gains or losses in Fair value adjustments, net, in the Consolidated Statement of Comprehensive Income (Loss).

Palmarejo Gold Production Royalty

On January 21, 2009, Coeur Mexicana entered into a gold production royalty transaction with Franco-Nevada Corporation under which Franco-Nevada purchased a royalty covering 50% of the life of mine gold to be produced from its Palmarejo silver and gold mine in Mexico. The royalty agreement provides for a minimum obligation to be paid monthly on a total of 400,000 ounces of gold, or 4,167 ounces per month over an initial eight-year period. Please see Note 12 -- Derivative Financial Instruments for further discussion on the royalty obligation.

Sites Related to Callahan Mining Corporation

In 1991, the Company acquired all of the outstanding common stock of Callahan Mining Corporation. The Company has received requests for information or notices of potential liability from state or federal agencies with regard to Callahan's operations at sites in Maine, Colorado and Washington. The Company did not make any decisions with respect to generation, transport or disposal of hazardous waste at these sites. Therefore, the Company believes that it is not liable for any potential cleanup costs either directly as an operator or indirectly as a parent. To date, none of these agencies have made any claims against the Company or Callahan for cleanup costs at these sites. The Company anticipates that further agency interaction may be possible with respect to these sites.

Callahan operated a mine and mill in Brooksville, Maine from 1968 until 1972 and subsequently disposed of the property. In 2000, the U.S. Environmental Protection Agency, or EPA, made a formal request to the Company for information regarding the site. The site was placed on the National Priorities List on September 5, 2002, and the Maine Department of Transportation, a partial owner of the property, signed a consent order in 2005. In January 2009, the EPA and the State of Maine made additional formal requests to the Company for information relating to the site, to which the Company responded. The first phase of cleanup at the site began in April 2011.

The Van Stone Mine in Stevens County, Washington consists of several parcels of land and was mined from 1926 until 1993 by multiple owners. Callahan sold its parcel in 1990. In February 2010, the State of Washington Department of Ecology notified Callahan that it, among others, is a potentially liable person (PLP) under Washington law. Asarco LLC ("Asarco"), an

affiliate of American Smelting and Refining Company, which developed the mill on the site in 1951, settled for \$3.5 million. Another potentially liable person, Vaagen Brothers, signed a consent order which allows access to the site for a Remedial Investigation and Feasibility Study. Neither the Company nor Callahan has received any further notices from the Washington Department of Ecology. On June 5, 2012, Asarco filed a lawsuit in the U.S. District Court for the Eastern District of Washington against five named defendants, including Callahan, seeking contribution for the \$3.5 million settlement. Callahan filed a response and defense to the lawsuit on December 11, 2012 and does not believe it has any liability to Asarco. The Court has set a trial date for September 22, 2014. On January 23, 2013, the Court entered an Order dismissing one of the five named defendants from the lawsuit as a result of the parties reaching a settlement.

Callahan controlled the Akron Mine located in Gunnison County, Colorado under lease and option agreements with several owners from 1937-1960. In December 2003, the United States Forest Service ("USFS") made a formal request for information to the Company for information regarding the site, to which the Company responded. In February 2007, the USFS made a formal request for information to Callahan for information regarding the site, to which Callahan responded. In April 2013, the USFS made a formal request for information to the Company regarding the site, to which the Company responded on June 10, 2013. In November 2013, the USFS made a formal request for additional information to the Company regarding the site, to which the Company responded on January 21, 2014.

Bolivian Temporary Restriction on Mining above 4,400 Meters

On October 14, 2009, the Bolivian state-owned mining organization, COMIBOL, announced by resolution that it was temporarily suspending mining activities above the elevation of 4,400 meters above sea level while stability studies of Cerro Rico mountain are undertaken. The Company holds rights to mine above this elevation under valid contracts with COMIBOL as well as under authorized contracts with local mining cooperatives that hold their rights under contract themselves with COMIBOL. The Company temporarily adjusted its mine plan to confine mining activities to the ore deposits below 4,400 meters above sea level and timely notified COMIBOL of the need to lift the restriction.

The Cooperative Reserva Fiscal, with which the Company has one of those contracts, subsequently interpreted the COMIBOL resolution and determined that the Huacajchi deposit was not covered by such resolution. In March 2010, the Cooperative Reserva Fiscal notified COMIBOL that, based on its interpretation, it was resuming mining of high grade material above the 4,400 meter level in the Huacajchi deposit. In December 2011, the Cooperative Reserva Fiscal sent a similar notification to COMIBOL with respect to a further area above the 4,400 meter level known as Huacajchi Sur. Based on these notifications and on the absence of any objection from COMIBOL, the Company resumed mining operations at the San Bartolomé mine on the Huacajchi deposit and Huacajchi Sur during 2012. Mining in other areas above the 4,400 meter level continues to be suspended.

The partial suspension may reduce production until the Company is able to resume mining above 4,400 meters generally. It is uncertain at this time how long the suspension will remain in place. In addition, it is possible that COMIBOL may decide that the Company's operations at the Huacajchi deposit or Huacajchi Sur are subject to the COMIBOL resolution, which may force the Company to ultimately cease mining at such deposits. If COMIBOL objects to the Company mining at the Huacajchi deposit or Huacajchi Sur or if the other restrictions are not lifted, the Company may need to write down the carrying value of the asset. It is also uncertain if any new mining or investment policies or shifts in political attitude may affect mining in Bolivia.

Appeal of Plan of Operations Amendment at Rochester in Nevada

The Rochester property is the subject of an administrative appeal filed by Great Basin Resource Watch ("GBRW") with the Interior Board of Land Appeals ("IBLA"). This appeal challenges the decision of the U.S. Bureau of Land Management ("BLM") to approve a plan of operations amendment permitting resumed mining in the existing mine pit and construction of a new heap leach pad. GBRW asserts that the National Environmental Policy Act ("NEPA") required an Environmental Impact Statement for the plan of operations amendment, as opposed to the Environmental Assessment ("EA") that was prepared. GBRW further alleges that BLM violated the Federal Land Policy & Management Act ("FLPMA") by failing to avoid unnecessary and undue degradation of public lands. Because GBRW did not seek a stay of BLM's decision, operations are proceeding as approved. Coeur was granted intervenor status in the appeal and is actively participating in its resolution. The BLM and Coeur assert that the EA complies with NEPA and that BLM complied with FLPMA by, among other things, requiring mitigation of any possible future effects on water quality. BLM filed a Supplemental Briefing on March 1, 2012 regarding additional analysis conducted by the BLM further supporting and strengthening BLM and Coeur's positions that the EA complies with NEPA. The Company cannot predict whether this will result in further briefing with the IBLA, when the IBLA will rule on the appeal or what impact, if any, an adverse ruling may have on Rochester's operations.

Settlement of Unpatented Mining Claims Dispute at Rochester in Nevada

In the second quarter of 2013, Coeur Rochester settled all claims associated with a dispute involving ownership of unpatented mining claims surrounding the Coeur Rochester operation and, in connection therewith, agreed to make a one-time \$10.0 million cash payment and granted the 3.4% net smelter returns royalty described above under "Rochester Production Royalties." The above settlement resulted in a \$32.0 million charge in the second quarter of 2013.

NOTE 21 - SUPPLEMENTAL CASH FLOW INFORMATION

The following table sets forth non-cash financing and investing activities and other cash flow information for the years ended:

| | Year Ended December 31, | | |
|-----------------------------------------------------|-------------------------|----------|----------|
| | 2013 | 2012 | 2011 |
| <u>Non-cash financing and investing activities:</u> | | | |
| Capital expenditures ⁽¹⁾ | \$ 1,183 | \$ 3,402 | \$ 2,936 |
| Capital lease obligations | — | 1,857 | 4,510 |
| Non-cash capitalized interest | 2,694 | 845 | 681 |
| Non-cash acquisitions and related deferred taxes | 317,826 | 64,133 | — |
| <u>Other cash flow information:</u> | | | |
| Interest paid | 14,139 | 6,092 | 11,033 |
| Capitalized interest | 2,694 | 2,663 | 2,175 |
| Income taxes paid | 26,585 | 54,680 | 44,396 |

(1) Accrued capital expenditures are recognized in the consolidated statements of cash flows in the period in which they are paid.

NOTE 22 – SUBSEQUENT EVENTS

Shelf Registration

In January 2014, the Company filed with the Securities and Exchange Commission a shelf registration statement on Form S-3 which enables it to issue an indeterminate number or amount of common stock, preferred stock, debt securities, guarantees of debt securities and warrants from time to time at indeterminate prices.

SUMMARY OF QUARTERLY FINANCIAL DATA (UNAUDITED)

The following table sets forth a summary of the unaudited quarterly results of operations for the years ended December 31, 2013 and 2012 (in thousands, except per share data):

| | Q1 | Q2 | Q3 | Q4 |
|-----------------------------------------------------------------------------------------|----------------|------------------|------------------|------------------|
| 2013 | | | | |
| Sales of metals | \$ 171,797 | \$ 204,525 | \$ 200,825 | \$ 168,847 |
| Net income (loss) | 12,270 | (35,040) | (46,265) | (581,528) |
| Amortization | 50,436 | 57,653 | 60,874 | 63,916 |
| Production costs | 88,784 | 142,924 | 131,728 | 100,227 |
| Exploration expenses | 6,841 | 6,774 | 3,305 | 5,440 |
| Other operating expenses (general and administrative, pre-development, and write-downs) | 14,831 | 48,131 | 20,195 | 789,094 |
| Cash provided by operating activities | 12,934 | 63,338 | 26,804 | 10,391 |
| Capital expenditures | 12,827 | 27,201 | 32,726 | 28,059 |
| Basic net income (loss) per share | <u>\$ 0.14</u> | <u>\$ (0.35)</u> | <u>\$ (0.46)</u> | <u>\$ (5.77)</u> |
| Diluted net income (loss) per share | <u>\$ 0.14</u> | <u>\$ (0.35)</u> | <u>\$ (0.46)</u> | <u>\$ (5.77)</u> |
| | Q1 | Q2 | Q3 | Q4 |
| 2012 | | | | |
| Sales of metals | \$ 204,564 | \$ 254,406 | \$ 230,593 | \$ 205,929 |
| Net income (loss) | 3,975 | 22,973 | (15,821) | 37,550 |
| Amortization | 52,592 | 61,024 | 52,844 | 52,397 |
| Production costs | 92,542 | 131,182 | 124,365 | 106,473 |
| Exploration expenses | 6,567 | 6,305 | 6,957 | 6,441 |
| Other operating expenses | 8,664 | 13,680 | 11,836 | 5,883 |
| Cash provided by operating activities | 17,002 | 113,203 | 79,735 | 61,694 |
| Capital expenditures | 31,647 | 32,238 | 29,972 | 21,784 |
| Basic net income (loss) per share | <u>\$ 0.04</u> | <u>\$ 0.26</u> | <u>\$ (0.18)</u> | <u>\$ 0.42</u> |
| Diluted net income (loss) per share | <u>\$ 0.04</u> | <u>\$ 0.26</u> | <u>\$ (0.18)</u> | <u>\$ 0.42</u> |

(This page intentionally left blank)

(This page intentionally left blank)

Cautionary Statements

This report contains forward-looking statements within the meaning of securities legislation in the United States and Canada, including statements regarding planning and execution at our mines and projects, silver and gold fundamentals and future pricing, production, cash flow generation, the economics of the La Preciosa project, the growth and cash flow prospects of Coeur Capital, and initiatives to provide downside metal price protection, drive efficiencies, achieve and sustain operational excellence, identify cost and process efficiencies to maximize margins, consistency, and returns, enhance and optimize our asset portfolio, improve transparency, reduce and control costs, and reduce risk. Such forward-looking statements involve known and unknown risks, uncertainties and other factors which may cause Coeur's actual results, performance or achievements to be materially different from any future results, performance or achievements expressed or implied by the forward-looking statements. Such factors include, among others, the risks and hazards inherent in the mining business (including risks inherent in developing large-scale mining projects, environmental hazards, industrial accidents, weather or geologically related conditions), changes in the market prices of gold and silver and a sustained lower price environment, the uncertainties inherent in Coeur's production, exploratory and developmental activities, including risks relating to permitting and regulatory delays, ground conditions, grade variability, any future labor disputes or work stoppages, the uncertainties inherent in the estimation of gold and silver ore reserves, changes that could result from Coeur's future acquisition of new mining properties or businesses, reliance on third parties to operate certain mines where Coeur owns silver production and reserves and the absence of control over mining operations in which Coeur or its subsidiaries hold royalty or streaming interests and risks related to these mining operations including results of mining and exploration activities, environmental, economic and political risks of the jurisdiction in which the mining operations are located, the loss of any third-party smelter to which Coeur markets silver and gold, the effects of environmental and other governmental regulations, the risks inherent in the ownership or operation of or investment in mining properties or businesses in foreign countries, Coeur's ability to raise additional financing necessary to conduct its business, make payments or refinance its debt, as well as other uncertainties and risk factors set out in filings made from time to time with the United States Securities and Exchange Commission, and the Canadian securities regulators, including, without limitation, Coeur's most recent reports on Form 10-K and Form 10-Q. Actual results, developments and timetables could vary significantly from the estimates presented. Readers are cautioned not to put undue reliance on forward-looking

statements. Coeur disclaims any intent or obligation to update publicly such forward-looking statements, whether as a result of new information, future events or otherwise. Additionally, Coeur undertakes no obligation to comment on analyses, expectations or statements made by third parties in respect of Coeur, its financial or operating results or its securities.

W. David Tyler, Coeur's Vice President, Technical Services and a qualified person under Canadian National Instrument 43-101, supervised the preparation of the scientific and technical information concerning Coeur's mineral projects in this report. For a description of the key assumptions, parameters and methods used to estimate mineral reserves and resources, as well as data verification procedures and a general discussion of the extent to which the estimates may be affected by any known environmental, permitting, legal, title, taxation, socio-political, marketing or other relevant factors, please see the Technical Reports for each of Coeur's properties as filed on SEDAR at www.sedar.com.

The La Preciosa preliminary economic assessment (PEA) referenced in this report is preliminary in nature and includes inferred mineral resources that are considered too speculative geologically to have the economic considerations applied to them that would enable them to be characterized as mineral reserves. There is no certainty that the results reflected in the PEA will be realized. Mineral resources that are not mineral reserves do not have demonstrated economic viability. Mineral resource estimates do not account for minability, selectivity, mining loss and dilution. There is no certainty that the inferred mineral resources will be converted to the measured and indicated categories or that the measured and indicated mineral resources will be converted to the proven and probable mineral reserve categories. There are no mineral reserves at La Preciosa. The Canadian National Instrument 43-101-compliant Technical Report, disclosing results of the PEA, is available on www.sedar.com.

Cautionary Note to U.S. Investors - The United States Securities and Exchange Commission permits U.S. mining companies, in their filings with the SEC, to disclose only those mineral deposits that a company can economically and legally extract or produce. We may use certain terms in public disclosures, such as "measured," "indicated," "inferred" and "resources," that are recognized by Canadian regulations, but that SEC guidelines generally prohibit U.S. registered companies from including in their filings with the SEC. U.S. investors are urged to consider closely the disclosure in our Form 10-K which may be secured from us, or from the SEC's website at <http://www.sec.gov>.

BOARD OF DIRECTORS

Robert E. Mellor

Chairman of the Board, Coeur
Former Chairman, President
and Chief Executive Officer
Building Materials Holding Corporation

Mitchell J. Krebs

President and Chief Executive Officer
Coeur Mining, Inc.

Linda L. Adamany

Board of Directors, AMEC plc
and Leucadia National Corp.
Former Executive Committee Member, BP

Kevin S. Crutchfeld

Chairman and Chief Executive Officer
Alpha Natural Resources, Inc.

Sebastian Edwards

Henry Ford II Professor of
International Business Economics
Anderson Graduate School of Management,
University of California, Los Angeles

Randolph E. Gress

Chief Executive Officer and Director
Innophos Holdings, Inc.

John H. Robinson

Chairman, Hamilton Ventures LLC

J. Kenneth Thompson

President and Chief Executive Officer
Pacific Star Energy, LLC

EXECUTIVE TEAM

Mitchell J. Krebs

President and Chief Executive Officer

Peter C. Mitchell

Senior Vice President and Chief
Financial Officer

Frank L. Hanagarne, Jr.

Senior Vice President and Chief
Operating Officer

Michael J. Harrison

Vice President, Business Development

Keagan J. Kerr

Vice President, Human Resources
and Communication

Casey M. Nault

Vice President, General Counsel,
and Secretary

Joe Phillips

Senior Vice President and Chief
Development Officer

Hans Rasmussen

Vice President, Exploration

Humberto Rada

President, Manquiri

CORPORATE INFORMATION

TRANSFER AGENT AND REGISTRAR COMMON STOCK

Questions on dividends, stock transfers or
issuance of certificates, and IRS 1099 should
be directed to Coeur's transfer agent:

Computershare

480 Washington Boulevard
Jersey City, NJ 07310-1900
(800) 359-8554
www-us.computershare.com/investor

STOCKHOLDER INQUIRIES

Please direct inquiries, stockholder requests
for assistance, and copies of Coeur's Annual
Report or SEC Form 10-K to:

Bridget Freas

Director, Investor Relations
(312) 489-5819
bfreas@coeur.com

For current news releases and Company news
visit the Coeur website at www.coeur.com

SHARE PRICE

The Company's Common Stock is listed on
the New York Stock Exchange (the "NYSE").
The following table sets forth, for the periods
indicated, the high and low closing sales
prices of the Common Stock as reported by
the NYSE:

| <u>2013</u> | <u>HIGH</u> | <u>LOW</u> |
|-------------|-------------|------------|
| Q1 | \$ 25.20 | \$ 18.03 |
| Q2 | \$ 18.51 | \$ 11.49 |
| Q3 | \$ 16.57 | \$ 11.54 |
| Q4 | \$ 13.05 | \$ 10.00 |

| <u>2012</u> | <u>HIGH</u> | <u>LOW</u> |
|-------------|-------------|------------|
| Q1 | \$ 30.22 | \$ 23.39 |
| Q2 | \$ 24.32 | \$ 16.35 |
| Q3 | \$ 29.17 | \$ 15.36 |
| Q4 | \$ 31.86 | \$ 22.06 |

CORPORATE INFORMATION

Coeur Mining, Inc.

104 S. Michigan Avenue, Suite 900
Chicago, IL 60603
(312) 489-5800
www.coeur.com

NYSE: CDE

Design: Mark Mock Design Associates
Printing: RR Donnelley



104 S. Michigan Avenue, Suite 900
Chicago, Illinois 60603

www.coeur.com

NYSE: CDE